

Taiwan

Tourism Bureau, Ministry of Transportation and Communications(Taiwan)

**2018 Annual Survey of Visitors
Expenditure and Trends in Taiwan**

Study Documentation

November 13, 2019

Metadata Production

Metadata Producer(s)	Survey Research Data Archive(SRDA) (SRDA)
Production Date	November 13, 2019
Identification	AG010018en

Table of Contents

Overview.....	4
Scope & Coverage.....	4
Producers & Sponsors.....	4
Sampling.....	4
Data Collection.....	5
Data Processing & Appraisal.....	5
Accessibility.....	5
Files Description.....	6
data2018.....	6
Variables Group(s).....	7
Case Number.....	7
A、General Information.....	7
B、Plan for Your Trip.....	7
C、Expenditure Behavior.....	9
D、Tourist Behavior.....	14
E、Personal Information.....	23
created variables.....	24
Variables Description.....	25
data2018.....	26

2018 Annual Survey of Visitors Expenditure and Trends in Taiwan

2018 Annual Survey of Visitors Expenditure and Trends in Taiwan

Overview	
Type	Annual Survey of Visitors Expenditure and Trends in Taiwan
Identification	AG010018en
Version	Production Date: 2019-11-15
Abstract <p>The Tourism Bureau, MOTC expects to understand the motives, viewpoints, tendencies and consumption of the inbound visitors in Taiwan in 2018 to supply reference material to tourist related organizations to improve sightseeing facilities in Taiwan and to plan international tourism advertising and marketing strategies. The survey can be a source of information to estimate the amount of visitor expenditures. Here at the Tourism Bureau, MOTC, we proceeded with the survey at the Taiwan Taoyuan International Airport, Kaohsiung International Airport, Taipei Sonshan Airport, and Taichung Airport, interviewing inbound visitors, as they were about to leave Taiwan.</p> <p>The objects of this survey were the foreign and overseas Chinese inbound visitors from January 1 to December 31, 2018 (excluding the foreign and overseas Chinese transit visitors). This survey still adopted the method of “Quota Sampling”, which conformed best to the control of working standards and the characteristics of the samples to achieve random and sample representatives. The number of valid samples was 7,225 persons in total.</p>	
Kind of Data	Sampling
Unit of Analysis	Individuals

Scope & Coverage	
Time Period(s)	2018
Countries	Taiwan
Geographic Coverage <p>Taiwan Taoyuan International Airport, Kaohsiung International Airport, Taipei Sonshan Airport and Taichung International Airport.</p>	
Universe <p>The objects of this survey were the foreign and overseas Chinese inbound visitors from January 1 to December 31, 2018 (excluding the foreign and overseas Chinese transit visitors)</p>	

Producers & Sponsors	
Primary Investigator(s)	Tourism Bureau, Ministry of Transportation and Communications(Taiwan)
Other Producer(s)	Tourism Bureau
Funding Agency/ies	Tourism Bureau, Ministry of Transportation and Communications(Taiwan)

Sampling
Sampling Procedure <p>This survey still adopted the method of “Quota Sampling”, which conformed best to the control of working standards and the characteristics of the samples to achieve random and sample representatives.</p>

Data Collection	
Data Collection Dates	start 2018-01-01 end 2018-12-31
Data Collection Mode	Face-to-Face Survey

Data Processing & Appraisal	
<u>Data Editing</u>	CSR has checked wild codes and out-of-range values, to validate and clean data.

Accessibility	
Contact(s)	Survey Research Data Archive , https://srda.sinica.edu.tw , srda@gate.sinica.edu.tw
Distributor(s)	Survey Research Data Archive
Depositor(s)	Tourism Bureau, Republic of China(Taiwan)
<u>Access Conditions</u>	Public Access Data (Downloads for Web Member, Regular Member, Academia Sinica Researcher)

Files Description

Dataset contains 1 file(s)

data2018	
# Cases	7225
# Variable(s)	248

Variables Group(s)

Dataset contains 7 group(s)

Group Case Number							
#	Name	Label	Type	Format	Valid	Invalid	Question
1	id	Case number	continuous	numeric-11.0	7225	0	-
2	mon	Configuration month	discrete	numeric-11.0	7225	0	-

Group A、General Information							
#	Name	Label	Type	Format	Valid	Invalid	Question
1	id	Case number	continuous	numeric-11.0	7225	0	-
2	a1	a1 Stay in Taiwan __ day(s)	continuous	numeric-6.0	7225	0	-
3	a2	a2 How many times have you been to Taiwan in the past three years (including this time)?	continuous	numeric-6.0	7225	0	-
4	a3	a3 How many days did you spend planning for this trip before you left for Taiwan? __ days	continuous	numeric-6.0	7225	0	-

Group B、Plan for Your Trip							
#	Name	Label	Type	Format	Valid	Invalid	Question
1	b1_1	b1_1 Have you ever obtained pre-travel information about Taiwan from official government tourism promotion campaigns or travel reports?	discrete	numeric-6.0	7225	0	-
2	b1_2a	b1_2a How would you rate the source of information's influence on your decision to visit Taiwan? Newspapers, magazines, books	discrete	numeric-6.0	4363	2862	-
3	b1_2b	b1_2b How would you rate the source of information's influence on your decision to visit Taiwan? Underground(subway), advertisement on buses	discrete	numeric-6.0	4363	2862	-
4	b1_2c	b1_2c How would you rate the source of information's influence on your decision to visit Taiwan? TV, radio	discrete	numeric-6.0	4363	2862	-
5	b1_2d	b1_2d How would you rate the source of information's influence on your decision to visit Taiwan? International travel exhibitions	discrete	numeric-6.0	4363	2862	-
6	b1_2e	b1_2e How would you rate the source of information's influence on your decision	discrete	numeric-6.0	4363	2862	-

#	Name	Label	Type	Format	Valid	Invalid	Question
		to visit Taiwan? Outdoor advertisements or billboards					
7	b1_2f	b1_2f How would you rate the source of information's influence on your decision to visit Taiwan? Tourism leaflets of travel agencies	discrete	numeric-6.0	4363	2862	-
8	b1_2g	b1_2g How would you rate the source of information's influence on your decision to visit Taiwan? Word-of-mouth recommendations from friends or relatives	discrete	numeric-6.0	4363	2862	-
9	b1_2h	b1_2h How would you rate the source of information's influence on your decision to visit Taiwan? Internet	discrete	numeric-6.0	4363	2862	-
10	b2a	b2a What are the main purposes of taking this trip to Taiwan?	discrete	numeric-6.0	7225	0	-
11	b2b	b2b What are the secondary purposes of taking this trip to Taiwan?	discrete	numeric-6.0	7225	0	-
12	b3_1	b3_1 What attracted you to come to Taiwan for sightseeing this time? Scenery	discrete	numeric-6.0	6242	983	-
13	b3_2	b3_2 What attracted you to come to Taiwan for sightseeing this time? Shopping	discrete	numeric-6.0	6242	983	-
14	b3_3	b3_3 What attracted you to come to Taiwan for sightseeing this time? Gourmet food or delicious snacks	discrete	numeric-6.0	6242	983	-
15	b3_4	b3_4 What attracted you to come to Taiwan for sightseeing this time? Fruits	discrete	numeric-6.0	6242	983	-
16	b3_5	b3_5 What attracted you to come to Taiwan for sightseeing this time? Flowers	discrete	numeric-6.0	6242	983	-
17	b3_6	b3_6 What attracted you to come to Taiwan for sightseeing this time? Geographical convenience	discrete	numeric-6.0	6242	983	-
18	b3_7	b3_7 What attracted you to come to Taiwan for sightseeing this time? Weather	discrete	numeric-6.0	6242	983	-
19	b3_8	b3_8 What attracted you to come to Taiwan for sightseeing this time? Historical relics	discrete	numeric-6.0	6242	983	-
20	b3_9	b3_9 What attracted you to come to Taiwan for	discrete	numeric-6.0	6242	983	-

#	Name	Label	Type	Format	Valid	Invalid	Question
		sightseeing this time? Night life					
21	b3_10	b3_10 What attracted you to come to Taiwan for sightseeing this time? Festival activities	discrete	numeric-6.0	6242	983	-
22	b3_11	b3_11 What attracted you to come to Taiwan for sightseeing this time? Recreational facilities	discrete	numeric-6.0	6242	983	-
23	b3_12	b3_12 What attracted you to come to Taiwan for sightseeing this time? Health care	discrete	numeric-6.0	6242	983	-
24	b3_13	b3_13 What attracted you to come to Taiwan for sightseeing this time? Taiwan's customs and culture	discrete	numeric-6.0	6242	983	-
25	b3_14	b3_14 What attracted you to come to Taiwan for sightseeing this time? Friendliness of the people	discrete	numeric-6.0	6242	983	-
26	b3_15	b3_15 What attracted you to come to Taiwan for sightseeing this time? Safe social environment	discrete	numeric-6.0	6242	983	-
27	b3_16	b3_16 What attracted you to come to Taiwan for sightseeing this time? Democracy	discrete	numeric-6.0	6242	983	-
28	b3_17	b3_17 What attracted you to come to Taiwan for sightseeing this time? Company excursion	discrete	numeric-6.0	6242	983	-
29	b3_18	b3_18 What attracted you to come to Taiwan for sightseeing this time? Others	discrete	numeric-6.0	6242	983	-

Group C、Expenditure Behavior

#	Name	Label	Type	Format	Valid	Invalid	Question
1	c1	c1 How did you arrange this trip to Taiwan?	discrete	numeric-6.0	7225	0	-
2	c2_1a	c2_1a How would you rate your level of satisfaction with the services provided by the local travel agency and tour guides? Itinerary	discrete	numeric-6.0	1403	5822	-
3	c2_1b	c2_1b How would you rate your level of satisfaction with the services provided by the local travel agency and tour guides? Accommodations	discrete	numeric-6.0	1403	5822	-
4	c2_1c	c2_1c How would you rate your level of satisfaction with the services provided by the local travel agency and tour guides? Transportation	discrete	numeric-6.0	1403	5822	-

#	Name	Label	Type	Format	Valid	Invalid	Question
5	c2_1d	c2_1d How would you rate your level of satisfaction with the services provided by the local travel agency and tour guides? Meals	discrete	numeric-6.0	1403	5822	-
6	c2_1e	c2_1e How would you rate your level of satisfaction with the services provided by the local travel agency and tour guides? Professionalism of the tour guides	discrete	numeric-6.0	1403	5822	-
7	c2_1f	c2_1f How would you rate your level of satisfaction with the services provided by the local travel agency and tour guides? The tour guides' ability to handle emergencies	discrete	numeric-6.0	1403	5822	-
8	c2_1g	c2_1g How would you rate your level of satisfaction with the services provided by the local travel agency and tour guides? The tour guides' integral service performances	discrete	numeric-6.0	1403	5822	-
9	c2_1h	c2_1h How would you rate your level of satisfaction with the services provided by the local travel agency and tour guides? Overall impression	discrete	numeric-6.0	1403	5822	-
10	c2_2a	c2_2a What are your comments on shopping arranged by the local travel agency? Number of shopping trips	discrete	numeric-6.0	1403	5822	-
11	c2_2b	c2_2b What are your comments on shopping arranged by the local travel agency? Commodity prices	discrete	numeric-6.0	1372	5853	-
12	c3_1	c3_1 After arrival, have you ever made travel arrangements through local travel agencies? none	discrete	numeric-6.0	2946	4279	-
13	c3_2	c3_2 After arrival, have you ever made travel arrangements through local travel agencies? half-day tour	discrete	numeric-6.0	2946	4279	-
14	c3_3	c3_3 After arrival, have you ever made travel arrangements through local travel agencies? one-day tour	discrete	numeric-6.0	2946	4279	-
15	c3_4	c3_4 After arrival, have you ever made travel arrangements through local travel agencies? two-day tour	discrete	numeric-6.0	2946	4279	-
16	c3_5	c3_5 After arrival, have you ever made travel arrangements through local travel agencies? over three-day tour	discrete	numeric-6.0	2946	4279	-

#	Name	Label	Type	Format	Valid	Invalid	Question
17	c4	c4 Did you pay any prepaid travel expenses for personal itinerary before arrival?	discrete	numeric-6.0	7225	0	-
18	c5a	c5a How much did you prepay before arrival?	discrete	numeric-6.0	5656	1569	-
19	c5b	c5b How much did you prepay before arrival? Type of currency	discrete	numeric-6.0	5656	1569	-
20	c5c	c5c How much did you prepay before arrival? Air/ ship fare	discrete	numeric-6.0	5656	1569	-
21	c6_1	c6_1 Which of the following expenses did you prepay before arrival? Hotel	discrete	numeric-6.0	5656	1569	-
22	c6_1o	c6_1o How much did you prepay before arrival for Hotel?	discrete	numeric-6.0	5656	1569	-
23	c6_2	c6_2 Which of the following expenses did you prepay before arrival? Restaurants outside hotel	discrete	numeric-6.0	5656	1569	-
24	c6_2o	c6_2o How much did you prepay before arrival for Restaurants outside hotel?	discrete	numeric-6.0	5656	1569	-
25	c6_3	c6_3 Which of the following expenses did you prepay before arrival? Local transportation	discrete	numeric-6.0	5656	1569	-
26	c6_3o	c6_3o How much did you prepay before arrival for Local transportation?	discrete	numeric-6.0	5656	1569	-
27	c6_4	c6_4 Which of the following expenses did you prepay before arrival? Entertainment	discrete	numeric-6.0	5656	1569	-
28	c6_4o	c6_4o How much did you prepay before arrival for Entertainment?	discrete	numeric-6.0	5656	1569	-
29	c6_5	c6_5 Which of the following expenses did you prepay before arrival? Miscellaneous expenses	discrete	numeric-6.0	5656	1569	-
30	c6_5o	c6_5o How much did you prepay before arrival for Miscellaneous expenses?	discrete	numeric-6.0	5656	1569	-
31	c6_6	c6_6 Which of the following expenses did you prepay before arrival? Shopping	discrete	numeric-6.0	5656	1569	-
32	c6_6o	c6_6o How much you prepay before arrival for Shopping?	discrete	numeric-6.0	5656	1569	-
33	c7	c7 How much money in total did you spend in Taiwan on this trip?	continuous	numeric-6.0	7225	0	-
34	c7o	c7o How much money in total did you spend in Taiwan on this trip? Type of currency	discrete	numeric-6.0	7223	2	-

#	Name	Label	Type	Format	Valid	Invalid	Question
35	c8_1a	c8_1a Please itemize these expenses in terms of their amount or percentage: Hotel bills	continuous	numeric-8.0	7225	0	-
36	c8_1b	c8_1b Please itemize these expenses in terms of their amount or percentage: Hotel bills(person)	discrete	numeric-8.0	1092	6133	-
37	c8_2a	c8_2a Please itemize these expenses in terms of their amount or percentage: Meals excluding hotel meals	continuous	numeric-8.0	7225	0	-
38	c8_2b	c8_2b Please itemize these expenses in terms of their amount or percentage: Meals excluding hotel meals(person)	discrete	numeric-8.0	6509	716	-
39	c8_3a	c8_3a Please itemize these expenses in terms of their amount or percentage: Local transportation	continuous	numeric-8.0	7225	0	-
40	c8_3b	c8_3b Please itemize these expenses in terms of their amount or percentage: Local transportation(person)	discrete	numeric-8.0	5861	1364	-
41	c8_4a	c8_4a Please itemize these expenses in terms of their amount or percentage: Entertainment	continuous	numeric-8.0	7225	0	-
42	c8_4b	c8_4b Please itemize these expenses in terms of their amount or percentage: Entertainment(person)	discrete	numeric-8.0	1944	5281	-
43	c8_5a	c8_5a Please itemize these expenses in terms of their amount or percentage: Miscellaneous expenses	continuous	numeric-8.0	7225	0	-
44	c8_5b	c8_5b Please itemize these expenses in terms of their amount or percentage: Miscellaneous expenses(person)	discrete	numeric-8.0	1096	6129	-
45	c8_6a	c8_6a Please itemize these expenses in terms of their amount or percentage: Shopping	continuous	numeric-8.0	7225	0	-
46	c8_6b	c8_6b Please itemize these expenses in terms of their amount or percentage: Shopping(person)	discrete	numeric-8.0	6816	409	-
47	c8_6_1	c8_6_1 Please itemize these expenses in terms of their amount or percentage: Clothes or accessories	continuous	numeric-8.0	7225	0	-
48	c8_6_2	c8_6_2 Please itemize these expenses in terms of their amount or percentage: Jewelry or jade	continuous	numeric-8.0	7225	0	-

#	Name	Label	Type	Format	Valid	Invalid	Question
49	c8_6_3	c8_6_3 Please itemize these expenses in terms of their amount or percentage: Souvenirs or handicraft products	continuous	numeric-8.0	7225	0	-
50	c8_6_4	c8_6_4 Please itemize these expenses in terms of their amount or percentage: Cosmetics or perfumes	continuous	numeric-8.0	7225	0	-
51	c8_6_5	c8_6_5 Please itemize these expenses in terms of their amount or percentage: Local special products	continuous	numeric-8.0	7225	0	-
52	c8_6_6	c8_6_6 Please itemize these expenses in terms of their amount or percentage: Tobacco or alcohol	continuous	numeric-8.0	7225	0	-
53	c8_6_7	c8_6_7 Please itemize these expenses in terms of their amount or percentage: Chinese herbal medicine or health food	continuous	numeric-8.0	7225	0	-
54	c8_6_8	c8_6_8 Please itemize these expenses in terms of their amount or percentage: 3C or electric appliances	continuous	numeric-8.0	7225	0	-
55	c8_6_9	c8_6_9 Please itemize these expenses in terms of their amount or percentage: Tea	continuous	numeric-8.0	7225	0	-
56	c8_6_10	c8_6_10 Please itemize these expenses in terms of their amount or percentage: Others	continuous	numeric-8.0	7225	0	-
57	c9	c9 Did you claim a tax refund prior to departure?	discrete	numeric-6.0	7225	0	-
58	c10	c10 Were the refund procedures easy to follow and convenient?	discrete	numeric-6.0	1754	5471	-
59	c11_1	c11_1 How do you surf the internet during your stay in Taiwan? Never surf internet	discrete	numeric-6.0	7225	0	-
60	c11_2	c11_2 How do you surf the internet during your stay in Taiwan? iTaiwan Free Wi-Fi	discrete	numeric-6.0	7225	0	-
61	c11_3	c11_3 How do you surf the internet during your stay in Taiwan? Other free Wi-Fi	discrete	numeric-6.0	7225	0	-
62	c11_4	c11_4 How do you surf the internet during your stay in Taiwan? international roaming	discrete	numeric-6.0	7225	0	-
63	c11_5	c11_5 How do you surf the internet during your stay in Taiwan? SIM cards	discrete	numeric-6.0	7225	0	-
64	c11_5a	c11_5a How much you pay for SIM cards?	discrete	numeric-6.0	2684	4541	-

#	Name	Label	Type	Format	Valid	Invalid	Question
65	c11_5b	c11_5b What type of currency for SIM card do you pay?	discrete	numeric-6.0	2677	4548	-
66	c11_5c	c11_5c When do you buy the SIM cards? Before or After arriving in Taiwan?	discrete	numeric-6.0	2677	4548	-
67	c11_6	c11_6 How do you surf the internet during your stay in Taiwan?Router	discrete	numeric-6.0	7225	0	-
68	c11_6a	c11_6a How much you rent for router?	discrete	numeric-6.0	912	6313	-
69	c11_6b	c11_6b What type of currency for router do you rent?	discrete	numeric-6.0	886	6339	-
70	c11_6c	c11_6c When do you rent the SIM cards? Before or After arriving in Taiwan?	discrete	numeric-6.0	912	6313	-

Group D、Tourist Behavior

#	Name	Label	Type	Format	Valid	Invalid	Question
1	d1_1	d1_1 Please check all activities that you have participated in during your stay in Taiwan: Eco tour	discrete	numeric-6.0	7225	0	-
2	d1_2	d1_2 Please check all activities that you have participated in during your stay in Taiwan: Sports or sporting competitions	discrete	numeric-6.0	7225	0	-
3	d1_3	d1_3 Please check all activities that you have participated in during your stay in Taiwan: Hot spring soaking	discrete	numeric-6.0	7225	0	-
4	d1_4	d1_4 Please check all activities that you have participated in during your stay in Taiwan: Taking wedding or salon shots	discrete	numeric-6.0	7225	0	-
5	d1_5	d1_5 Please check all activities that you have participated in during your stay in Taiwan: Exhibitions	discrete	numeric-6.0	7225	0	-
6	d1_6	d1_6 Please check all activities that you have participated in during your stay in Taiwan: Cultural events	discrete	numeric-6.0	7225	0	-
7	d1_7	d1_7 Please check all activities that you have participated in during your stay in Taiwan: Festival activities	discrete	numeric-6.0	7225	0	-
8	d1_8	d1_8 Please check all activities that you have	discrete	numeric-6.0	7225	0	-

#	Name	Label	Type	Format	Valid	Invalid	Question
		participated in during your stay in Taiwan: Shopping					
9	d1_9	d1_9 Please check all activities that you have participated in during your stay in Taiwan: Night market	discrete	numeric-6.0	7225	0	-
10	d1_10	d1_10 Please check all activities that you have participated in during your stay in Taiwan: Historical relics sightseeing	discrete	numeric-6.0	7225	0	-
11	d1_11	d1_11 Please check all activities that you have participated in during your stay in Taiwan: SPA, sauna	discrete	numeric-6.0	7225	0	-
12	d1_12	d1_12 Please check all activities that you have participated in during your stay in Taiwan: Massage or acupressure	discrete	numeric-6.0	7225	0	-
13	d1_13	d1_13 Please check all activities that you have participated in during your stay in Taiwan: Skin care treatment or manicure nail art	discrete	numeric-6.0	7225	0	-
14	d1_14	d1_14 Please check all activities that you have participated in during your stay in Taiwan: Karaoke or KTV	discrete	numeric-6.0	7225	0	-
15	d1_15	d1_15 Please check all activities that you have participated in during your stay in Taiwan: Pubs or night clubs	discrete	numeric-6.0	7225	0	-
16	d1_16	d1_16 Please check all activities that you have participated in during your stay in Taiwan: Lake tour	discrete	numeric-6.0	7225	0	-
17	d1_17	d1_17 Please check all activities that you have participated in during your stay in Taiwan: Theme park	discrete	numeric-6.0	7225	0	-
18	d1_18	d1_18 Please check all activities that you have participated in during your stay in Taiwan: Health care	discrete	numeric-6.0	7225	0	-
19	d1_19	d1_19 Please check all activities that you have participated in during your stay in Taiwan: Others	discrete	numeric-6.0	7225	0	-
20	d2a	d2a What tourist spots have you visited on this trip?	discrete	numeric-6.0	6862	363	-
21	d2b	d2b What tourist spots have you visited on this trip?	discrete	numeric-6.0	6499	726	-
22	d2c	d2c What tourist spots have you visited on this trip?	discrete	numeric-6.0	5997	1228	-

#	Name	Label	Type	Format	Valid	Invalid	Question
23	d2d	d2d What tourist spots have you visited on this trip?	discrete	numeric-6.0	5315	1910	-
24	d2e	d2e What tourist spots have you visited on this trip?	discrete	numeric-6.0	4562	2663	-
25	d2f	d2f What tourist spots have you visited on this trip?	discrete	numeric-6.0	3815	3410	-
26	d2g	d2g What tourist spots have you visited on this trip?	discrete	numeric-6.0	3113	4112	-
27	d2h	d2h What tourist spots have you visited on this trip?	discrete	numeric-6.0	2486	4739	-
28	d2i	d2i What tourist spots have you visited on this trip?	discrete	numeric-6.0	1998	5227	-
29	d2j	d2j What tourist spots have you visited on this trip?	discrete	numeric-6.0	1599	5626	-
30	d2k	d2k What tourist spots have you visited on this trip?	discrete	numeric-6.0	1293	5932	-
31	d2l	d2l What tourist spots have you visited on this trip?	discrete	numeric-6.0	1050	6175	-
32	d2m	d2m What tourist spots have you visited on this trip?	discrete	numeric-6.0	835	6390	-
33	d2n	d2n What tourist spots have you visited on this trip?	discrete	numeric-6.0	634	6591	-
34	d2o	d2o What tourist spots have you visited on this trip?	discrete	numeric-6.0	451	6774	-
35	d2_1	d2_1 Your favorite tourist spot is:	discrete	numeric-6.0	6357	868	-
36	d2_2	d2_2 Your least favorite tourist spot is:	discrete	numeric-6.0	439	6786	-
37	d3a	d3a Please rate your level of satisfaction with the means of public transportation in Taiwan: High Speed Rail	discrete	numeric-6.0	7225	0	-
38	d3b	d3b Please rate your level of satisfaction with the means of public transportation in Taiwan: Train	discrete	numeric-6.0	7225	0	-
39	d3c	d3c Please rate your level of satisfaction with the means of public transportation in Taiwan: MRT	discrete	numeric-6.0	7225	0	-
40	d3d	d3d Please rate your level of satisfaction with the means of public transportation in Taiwan: Airplane	discrete	numeric-6.0	7225	0	-
41	d3e	d3e Please rate your level of satisfaction with the means of public transportation in Taiwan: Coach	discrete	numeric-6.0	7225	0	-
42	d3f	d3f Please rate your level of satisfaction with the means of public transportation in Taiwan: Bus	discrete	numeric-6.0	7225	0	-
43	d3g	d3g Please rate your level of satisfaction with the means	discrete	numeric-6.0	7225	0	-

#	Name	Label	Type	Format	Valid	Invalid	Question
		of public transportation in Taiwan: Taxi					
44	d3h	d3h Please rate your level of satisfaction with the means of public transportation in Taiwan: Ferry	discrete	numeric-6.0	7225	0	-
45	d3i	d3i Please rate your level of satisfaction with the means of public transportation in Taiwan: Public bicycle	discrete	numeric-6.0	7225	0	-
46	d3j	d3j Please rate your level of satisfaction with the means of public transportation in Taiwan: Car Rental	discrete	numeric-6.0	7225	0	-
47	d3k	d3k Please rate your level of satisfaction with the means of public transportation in Taiwan: Other	discrete	numeric-6.0	7225	0	-
48	d4_1	d4_1 Where did you stay during this visit to Taiwan? Hotels	discrete	numeric-6.0	7225	0	-
49	d4_1a	d4_1a Hotel type	discrete	numeric-6.0	5693	1532	-
50	d4_1b	d4_1b Star-rated hotel	discrete	numeric-6.0	5693	1532	-
51	d4_1c	d4_1c How do you rate Hotel?	discrete	numeric-6.0	5693	1532	-
52	d4_2	d4_2 Where did you stay during this visit to Taiwan? Guest houses (or B&B)	discrete	numeric-6.0	7225	0	-
53	d4_2a	d4_2a How do you rate Guest houses?	discrete	numeric-6.0	232	6993	-
54	d4_3	d4_3 Where did you stay during this visit to Taiwan? The home of relatives or friends	discrete	numeric-6.0	7225	0	-
55	d4_4	d4_4 Where did you stay during this visit to Taiwan? Dormitory	discrete	numeric-6.0	7225	0	-
56	d4_5	d4_5 Where did you stay during this visit to Taiwan? Rental apartments	discrete	numeric-6.0	7225	0	-
57	d4_6	d4_6 Where did you stay during this visit to Taiwan? Temples, seminaries, or churches	discrete	numeric-6.0	7225	0	-
58	d4_7	d4_7 Where did you stay during this visit to Taiwan? Others	discrete	numeric-6.0	7225	0	-
59	d5	d5 Will you visit Taiwan again?	discrete	numeric-6.0	7225	0	-
60	d5_1	d5_1 Yes, The main reason is	discrete	numeric-6.0	7143	82	-
61	d6	d6 Will you recommend friends or relatives to visit Taiwan?	discrete	numeric-6.0	7225	0	-
62	d7_1_1	d7_1_1 How do you rate your satisfaction	discrete	numeric-6.0	7225	0	-

#	Name	Label	Type	Format	Valid	Invalid	Question
		with the experiences you had during your stay in Taiwan:1.Convenience(1)Efficiency of applying for a visa					
63	d7_1_2	d7_1_2 How do you rate your satisfaction with the experiences you had during your stay in Taiwan:1.Convenience(2)International transportation to Taiwan(Ease of obtaining tickets, flight times, etc.)	discrete	numeric-6.0	7225	0	-
64	d7_1_3	d7_1_3 How do you rate your satisfaction with the experiences you had during your stay in Taiwan:1.Convenience(3)Communication facilities(Int'l public telephone, the Internet)	discrete	numeric-6.0	7225	0	-
65	d7_1_3a	d7_1_3a How do you rate your satisfaction with the experiences you had during your stay in Taiwan:1.Convenience(3A)Internet free wifi	discrete	numeric-6.0	7225	0	-
66	d7_1_4	d7_1_4 How do you rate your satisfaction with the experiences you had during your stay in Taiwan:1.Convenience(4)Access to tourism information	discrete	numeric-6.0	7225	0	-
67	d7_1_5	d7_1_5 How do you rate your satisfaction with the experiences you had during your stay in Taiwan:1.Convenience(5)Local transportation	discrete	numeric-6.0	7225	0	-
68	d7_1_6	d7_1_6 How do you rate your satisfaction with the experiences you had during your stay in Taiwan:1.Convenience(6)Immigration procedures	discrete	numeric-6.0	7225	0	-
69	d7_1_7	d7_1_7 How do you rate your satisfaction with the experiences you had during your stay in Taiwan:1.Convenience(7)Customs procedures	discrete	numeric-6.0	7225	0	-
70	d7_2_1	d7_2_1 How do you rate your satisfaction with the experiences you had during your stay in Taiwan:2.Environment internationalization(1)Clarity of road signs and public facilities signs	discrete	numeric-6.0	7225	0	-
71	d7_2_2	d7_2_2 How do you rate your satisfaction with the experiences you had during your stay in Taiwan:2.Environment	discrete	numeric-6.0	7225	0	-

#	Name	Label	Type	Format	Valid	Invalid	Question
		internationalization(2)Access to services in English					
72	d7_2_3	d7_2_3 How do you rate your satisfaction with the experiences you had during your stay in Taiwan:2.Environment internationalization(3)Friendliness of Taiwan people	discrete	numeric-6.0	7225	0	-
73	d7_3_1	d7_3_1 How do you rate your satisfaction with the experiences you had during your stay in Taiwan:3.Safety(1)Safety of recreational facilities	discrete	numeric-6.0	7225	0	-
74	d7_3_2	d7_3_2 How do you rate your satisfaction with the experiences you had during your stay in Taiwan:3.Safety(2)Safety of social environments	discrete	numeric-6.0	7225	0	-
75	d7_3_3	d7_3_3 How do you rate your satisfaction with the experiences you had during your stay in Taiwan:3.Safety(3)Safety of accommodation facilities	discrete	numeric-6.0	7225	0	-
76	d7_3_4	d7_3_4 How do you rate your satisfaction with the experiences you had during your stay in Taiwan:3.Safety(4)Good public environmental hygiene	discrete	numeric-6.0	7225	0	-
77	d7_3_5	d7_3_5 How do you rate your satisfaction with the experiences you had during your stay in Taiwan:3.Safety(5)Good food hygiene	discrete	numeric-6.0	7225	0	-
78	d7_4	d7_4 Please rate your overall satisfaction with this trip to Taiwan	discrete	numeric-6.0	7225	0	-
79	d8_1	d8_1 Please indicate your favorite foreign country/area which you have had visited as a tourist for the past 3 years?	discrete	numeric-6.0	7225	0	-
80	d8_2a_1	d8_2a_1 Why is the chosen country/area your favorite(Check all that apply)?(1)Scenery	discrete	numeric-6.0	3961	3264	-
81	d8_2a_2	d8_2a_2 Why is the chosen country/area your favorite(Check all that apply)?(2)Shopping	discrete	numeric-6.0	3961	3264	-
82	d8_2a_3	d8_2a_3 Why is the chosen country/area your favorite(Check all that apply)?(3)Courmet food or delicious snacks	discrete	numeric-6.0	3961	3264	-

#	Name	Label	Type	Format	Valid	Invalid	Question
83	d8_2a_4	d8_2a_4 Why is the chosen country/area your favorite(Check all that apply)?(4)Fruits	discrete	numeric-6.0	3961	3264	-
84	d8_2a_5	d8_2a_5 Why is the chosen country/area your favorite(Check all that apply)?(5)Flowers	discrete	numeric-6.0	3961	3264	-
85	d8_2a_6	d8_2a_6 Why is the chosen country/area your favorite(Check all that apply)?(6)Geographical convenience	discrete	numeric-6.0	3961	3264	-
86	d8_2a_7	d8_2a_7 Why is the chosen country/area your favorite(Check all that apply)?(7)Weather	discrete	numeric-6.0	3961	3264	-
87	d8_2a_8	d8_2a_8 Why is the chosen country/area your favorite(Check all that apply)?(8)Historical relics	discrete	numeric-6.0	3961	3264	-
88	d8_2a_9	d8_2a_9 Why is the chosen country/area your favorite(Check all that apply)?(9)Night life	discrete	numeric-6.0	3961	3264	-
89	d8_2a_10	d8_2a_10 Why is the chosen country/area your favorite(Check all that apply)?(10)Festival activities	discrete	numeric-6.0	3961	3264	-
90	d8_2a_11	d8_2a_11 Why is the chosen country/area your favorite(Check all that apply)?(11)Recreational facilities (e.g. amusement parks, golf course, resort villages)	discrete	numeric-6.0	3961	3264	-
91	d8_2a_12	d8_2a_12 Why is the chosen country/area your favorite(Check all that apply)?(12)Health care	discrete	numeric-6.0	3961	3264	-
92	d8_2a_13	d8_2a_13 Why is the chosen country/area your favorite(Check all that apply)?(13)Customs and culture	discrete	numeric-6.0	3961	3264	-
93	d8_2a_14	d8_2a_14 Why is the chosen country/area your favorite(Check all that apply)?(14)Friendliness of the people	discrete	numeric-6.0	3961	3264	-
94	d8_2a_15	d8_2a_15 Why is the chosen country/area your favorite(Check all that apply)?(15)Safe social environment	discrete	numeric-6.0	3961	3264	-
95	d8_2a_16	d8_2a_16 Why is the chosen country/area your favorite(Check all that apply)?(16)Democracy	discrete	numeric-6.0	3961	3264	-

#	Name	Label	Type	Format	Valid	Invalid	Question
96	d8_2a_17	d8_2a_17 Why is the chosen country/area your favorite(Check all that apply)?(17)Others	discrete	numeric-6.0	3961	3264	-
97	d8_2b_1	d8_2b_1 According to your experience during this visit, Taiwan is superior to(Check all that apply):(1)Scenery	discrete	numeric-6.0	3961	3264	-
98	d8_2b_2	d8_2b_2 According to your experience during this visit, Taiwan is superior to(Check all that apply):(2)Shopping	discrete	numeric-6.0	3961	3264	-
99	d8_2b_3	d8_2b_3 According to your experience during this visit, Taiwan is superior to(Check all that apply):(3)Courmet food or delicious snacks	discrete	numeric-6.0	3961	3264	-
100	d8_2b_4	d8_2b_4 According to your experience during this visit, Taiwan is superior to(Check all that apply):(4)Fruits	discrete	numeric-6.0	3961	3264	-
101	d8_2b_5	d8_2b_5 According to your experience during this visit, Taiwan is superior to(Check all that apply):(5)Flowers	discrete	numeric-6.0	3961	3264	-
102	d8_2b_6	d8_2b_6 According to your experience during this visit, Taiwan is superior to(Check all that apply):(6)Geographical convenience	discrete	numeric-6.0	3961	3264	-
103	d8_2b_7	d8_2b_7 According to your experience during this visit, Taiwan is superior to(Check all that apply):(7)Weather	discrete	numeric-6.0	3961	3264	-
104	d8_2b_8	d8_2b_8 According to your experience during this visit, Taiwan is superior to(Check all that apply):(8)Historical relics	discrete	numeric-6.0	3961	3264	-
105	d8_2b_9	d8_2b_9 According to your experience during this visit, Taiwan is superior to(Check all that apply):(9)Night life	discrete	numeric-6.0	3961	3264	-
106	d8_2b_10	d8_2b_10 According to your experience during this visit, Taiwan is superior to(Check all that apply):(10)Festival activities	discrete	numeric-6.0	3961	3264	-
107	d8_2b_11	d8_2b_11 According to your experience during this visit, Taiwan is superior to(Check all that apply):(11)Recreational facilities (e.g. amusement parks, golf course, resort villages)	discrete	numeric-6.0	3961	3264	-
108	d8_2b_12	d8_2b_12 According to your experience during this visit, Taiwan is superior to(Check all that apply):(12)Health care	discrete	numeric-6.0	3961	3264	-

#	Name	Label	Type	Format	Valid	Invalid	Question
109	d8_2b_13	d8_2b_13 According to your experience during this visit, Taiwan is superior to(Check all that apply):(13)Customs and culture	discrete	numeric-6.0	3961	3264	-
110	d8_2b_14	d8_2b_14 According to your experience during this visit, Taiwan is superior to(Check all that apply): (14)Friendliness of the people	discrete	numeric-6.0	3961	3264	-
111	d8_2b_15	d8_2b_15 According to your experience during this visit, Taiwan is superior to(Check all that apply):(15)Safe social environment	discrete	numeric-6.0	3961	3264	-
112	d8_2b_16	d8_2b_16 According to your experience during this visit, Taiwan is superior to(Check all that apply): (16)Democracy	discrete	numeric-6.0	3961	3264	-
113	d8_2b_17	d8_2b_17 According to your experience during this visit, Taiwan is superior to(Check all that apply):(17)Others	discrete	numeric-6.0	3961	3264	-
114	d9_1	d9_1 Which part of Taiwan has given you the deepest impression(Check all that apply)?(1)Gourmet food	discrete	numeric-6.0	7225	0	-
115	d9_2	d9_2 Which part of Taiwan has given you the deepest impression(Check all that apply)?(2)Coastal view	discrete	numeric-6.0	7225	0	-
116	d9_3	d9_3 Which part of Taiwan has given you the deepest impression(Check all that apply)?(3)Hot springs	discrete	numeric-6.0	7225	0	-
117	d9_4	d9_4 Which part of Taiwan has given you the deepest impression(Check all that apply)?(4)Historical relics	discrete	numeric-6.0	7225	0	-
118	d9_5	d9_5 Which part of Taiwan has given you the deepest impression(Check all that apply)?(5)Night markets sightseeing	discrete	numeric-6.0	7225	0	-
119	d9_6	d9_6 Which part of Taiwan has given you the deepest impression(Check all that apply)?(6)Cycling fun	discrete	numeric-6.0	7225	0	-
120	d9_7	d9_7 Which part of Taiwan has given you the deepest impression(Check all that apply)?(7)Famous local products	discrete	numeric-6.0	7225	0	-
121	d9_8	d9_8 Which part of Taiwan has given you the deepest impression(Check all that apply)?(8)Temple(Check all that apply)	discrete	numeric-6.0	7225	0	-

#	Name	Label	Type	Format	Valid	Invalid	Question
122	d9_9	d9_9 Which part of Taiwan has given you the deepest impression(Check all that apply)?(9)Night life	discrete	numeric-6.0	7225	0	-
123	d9_10	d9_10 Which part of Taiwan has given you the deepest impression(Check all that apply)?(10)Aboriginal culture	discrete	numeric-6.0	7225	0	-
124	d9_11	d9_11 Which part of Taiwan has given you the deepest impression(Check all that apply)?(11)Cosmetic and medical treatments	discrete	numeric-6.0	7225	0	-
125	d9_12	d9_12 Which part of Taiwan has given you the deepest impression(Check all that apply)?(12)Local friendliness and hospitality	discrete	numeric-6.0	7225	0	-
126	d9_13	d9_13 Which part of Taiwan has given you the deepest impression(Check all that apply)?(13)24 hour book stores	discrete	numeric-6.0	7225	0	-
127	d9_14	d9_14 Which part of Taiwan has given you the deepest impression(Check all that apply)?(14)Convenience stores	discrete	numeric-6.0	7225	0	-
128	d9_15	d9_15 Which part of Taiwan has given you the deepest impression(Check all that apply)?(15)Fruits	discrete	numeric-6.0	7225	0	-
129	d9_16	d9_16 Which part of Taiwan has given you the deepest impression(Check all that apply)?(16)Festival activities	discrete	numeric-6.0	7225	0	-
130	d9_17	d9_17 Which part of Taiwan has given you the deepest impression(Check all that apply)?(17)Tourist spots	discrete	numeric-6.0	7225	0	-
131	d9_18	d9_18 Which part of Taiwan has given you the deepest impression(Check all that apply)?(18)The accommodation experience (hotels or guest houses, etc.)	discrete	numeric-6.0	7225	0	-
132	d9_19	d9_19 Which part of Taiwan has given you the deepest impression(Check all that apply)?(19)Others	discrete	numeric-6.0	7225	0	-

Group E、Personal Information

#	Name	Label	Type	Format	Valid	Invalid	Question
1	e1	e1 Nationality	discrete	numeric-6.0	7225	0	-
2	e2	e2 The country of your residence	discrete	numeric-6.0	7225	0	-

#	Name	Label	Type	Format	Valid	Invalid	Question
3	e3	e3 Registered City (Only for the FIT tourists from Chinese Mainland)	discrete	numeric-6.0	566	6659	-
4	e4	e4 Age	discrete	numeric-6.0	7225	0	-
5	e5	e5 Annual income: (converted to USD)	discrete	numeric-6.0	7225	0	-
6	e6	e6 Education:	discrete	numeric-6.0	7225	0	-
7	e7	e7 Occupation:	discrete	numeric-6.0	7225	0	-
8	e8	e8 Gender	discrete	numeric-6.0	7225	0	-
9	e9	e9 What are you religious beliefs	discrete	numeric-6.0	7225	0	-

Group created variables

#	Name	Label	Type	Format	Valid	Invalid	Question
1	mon	Configuration month	discrete	numeric-11.0	7225	0	-
2	area	Survey areas	discrete	numeric-6.0	7225	0	-
3	nation_o	Nationality (original)	continuous	numeric-6.0	7225	0	-
4	resid_o	The country of your residence(original)	continuous	numeric-6.0	7225	0	-







Variables Description

Dataset contains 248 variable(s)

File : data2018			
# id: Case number			
Information		[Type= continuous] [Format=numeric] [Range= 1070001-1077225] [Missing=*]	
Statistics [NW/ W]		[Valid=7225 /-] [Invalid=0 /-] [Mean=1073613 /-] [StdDev=2085.822 /-]	
# mon: Configuration month			
Information		[Type= discrete] [Format=numeric] [Range= 1-12] [Missing=*]	
Statistics [NW/ W]		[Valid=7225 /-] [Invalid=0 /-]	
Value	Label	Cases	Percentage
1		475	<div></div> 6.6%
2		640	<div></div> 8.9%
3		681	<div></div> 9.4%
4		694	<div></div> 9.6%
5		604	<div></div> 8.4%
6		595	<div></div> 8.2%
7		502	<div></div> 6.9%
8		674	<div></div> 9.3%
9		533	<div></div> 7.4%
10		546	<div></div> 7.6%
11		652	<div></div> 9.0%
12		629	<div></div> 8.7%
Warning: these figures indicate the number of cases found in the data file. They cannot be interpreted as summary statistics of the population of interest.			
# a1: a1 Stay in Taiwan __day(s)			
Information		[Type= continuous] [Format=numeric] [Range= 1-90] [Missing=*]	
Statistics [NW/ W]		[Valid=7225 /-] [Invalid=0 /-] [Mean=6.084 /-] [StdDev=6.814 /-]	
# a2: a2 How many times have you been to Taiwan in the past three years (including this time)?			
Information		[Type= continuous] [Format=numeric] [Range= 1-50] [Missing=*]	
Statistics [NW/ W]		[Valid=7225 /-] [Invalid=0 /-] [Mean=2.257 /-] [StdDev=2.759 /-]	
# a3: a3 How many days did you spend planning for this trip before you left for Taiwan? __days			
Information		[Type= continuous] [Format=numeric] [Range= 1-3650] [Missing=*]	
Statistics [NW/ W]		[Valid=7225 /-] [Invalid=0 /-] [Mean=56.37 /-] [StdDev=84.24 /-]	
# b1_1: b1_1 Have you ever obtained pre-travel information about Taiwan from official government tourism promotion campaigns or travel reports?			
Information		[Type= discrete] [Format=numeric] [Range= 1-2] [Missing=*]	
Statistics [NW/ W]		[Valid=7225 /-] [Invalid=0 /-]	
Value	Label	Cases	Percentage
1	Yes	4363	<div></div> 60.4%
2	No	2862	<div></div> 39.6%
Warning: these figures indicate the number of cases found in the data file. They cannot be interpreted as summary statistics of the population of interest.			
# b1_2a: b1_2a How would you rate the source of information's influence on your decision to visit Taiwan? Newspapers, magazines, books			
Information		[Type= discrete] [Format=numeric] [Range= 0-5] [Missing=*]	
Statistics [NW/ W]		[Valid=4363 /-] [Invalid=2862 /-]	

File : data2018







b1_2a: b1_2a How would you rate the source of information's influence on your decision to visit Taiwan? Newspapers, magazines, books

Value	Label	Cases	Percentage
0	Never Seen	3867	 88.6%
1	Very slight	36	 0.8%
2	Slight	53	 1.2%
3	Moderate	128	 2.9%
4	Strong	180	 4.1%
5	Very Strong	99	 2.3%
Sysmiss		2862	

Warning: these figures indicate the number of cases found in the data file. They cannot be interpreted as summary statistics of the population of interest.

b1_2b: b1_2b How would you rate the source of information's influence on your decision to visit Taiwan? Underground(subway), advertisement on buses







Information	[Type= discrete] [Format=numeric] [Range= 0-5] [Missing=*]
Statistics [NW/ W]	[Valid=4363 /-] [Invalid=2862 /-]

Value	Label	Cases	Percentage
0	Never Seen	4144	 95.0%
1	Very slight	35	 0.8%
2	Slight	37	 0.8%
3	Moderate	63	 1.4%
4	Strong	57	 1.3%
5	Very Strong	27	 0.6%
Sysmiss		2862	

Warning: these figures indicate the number of cases found in the data file. They cannot be interpreted as summary statistics of the population of interest.

b1_2c: b1_2c How would you rate the source of information's influence on your decision to visit Taiwan? TV, radio



Information	[Type= discrete] [Format=numeric] [Range= 0-5] [Missing=*]
Statistics [NW/ W]	[Valid=4363 /-] [Invalid=2862 /-]

Value	Label	Cases	Percentage
0	Never Seen	3198	 73.3%
1	Very slight	85	 1.9%
2	Slight	76	 1.7%
3	Moderate	296	 6.8%
4	Strong	486	 11.1%
5	Very Strong	222	 5.1%
Sysmiss		2862	

Warning: these figures indicate the number of cases found in the data file. They cannot be interpreted as summary statistics of the population of interest.

b1_2d: b1_2d How would you rate the source of information's influence on your decision to visit Taiwan? International travel exhibitions

Information	[Type= discrete] [Format=numeric] [Range= 0-5] [Missing=*]
Statistics [NW/ W]	[Valid=4363 /-] [Invalid=2862 /-]

Value	Label	Cases	Percentage
0	Never Seen	4189	 96.0%
1	Very slight	26	 0.6%

File : data2018

b1_2d: b1_2d How would you rate the source of information's influence on your decision to visit Taiwan? International travel exhibitions

Value	Label	Cases	Percentage
2	Slight	35	0.8%
3	Moderate	43	1.0%
4	Strong	47	1.1%
5	Very Strong	23	0.5%
Sysmiss		2862	

Warning: these figures indicate the number of cases found in the data file. They cannot be interpreted as summary statistics of the population of interest.

b1_2e: b1_2e How would you rate the source of information's influence on your decision to visit Taiwan? Outdoor advertisements or billboards

Information	[Type= discrete] [Format=numeric] [Range= 0-5] [Missing=*]
Statistics [NW/ W]	[Valid=4363 /-] [Invalid=2862 /-]

Value	Label	Cases	Percentage
0	Never Seen	4204	96.4%
1	Very slight	29	0.7%
2	Slight	33	0.8%
3	Moderate	43	1.0%
4	Strong	32	0.7%
5	Very Strong	22	0.5%
Sysmiss		2862	

Warning: these figures indicate the number of cases found in the data file. They cannot be interpreted as summary statistics of the population of interest.

b1_2f: b1_2f How would you rate the source of information's influence on your decision to visit Taiwan? Tourism leaflets of travel agencies

Information	[Type= discrete] [Format=numeric] [Range= 0-5] [Missing=*]
Statistics [NW/ W]	[Valid=4363 /-] [Invalid=2862 /-]

Value	Label	Cases	Percentage
0	Never Seen	3621	83.0%
1	Very slight	46	1.1%
2	Slight	39	0.9%
3	Moderate	121	2.8%
4	Strong	184	4.2%
5	Very Strong	352	8.1%
Sysmiss		2862	

Warning: these figures indicate the number of cases found in the data file. They cannot be interpreted as summary statistics of the population of interest.

b1_2g: b1_2g How would you rate the source of information's influence on your decision to visit Taiwan? Word-of-mouth recommendations from friends or relatives

Information	[Type= discrete] [Format=numeric] [Range= 0-5] [Missing=*]
Statistics [NW/ W]	[Valid=4363 /-] [Invalid=2862 /-]

Value	Label	Cases	Percentage
0	Never Seen	3070	70.4%
1	Very slight	19	0.4%
2	Slight	11	0.3%
3	Moderate	127	2.9%

File : data2018







b1_2g: b1_2g How would you rate the source of information's influence on your decision to visit Taiwan? Word-of-mouth recommendations from friends or relatives

Value	Label	Cases	Percentage
4	Strong	407	 9.3%
5	Very Strong	729	 16.7%
Sysmiss		2862	

Warning: these figures indicate the number of cases found in the data file. They cannot be interpreted as summary statistics of the population of interest.

b1_2h: b1_2h How would you rate the source of information's influence on your decision to visit Taiwan? Internet








Information	[Type= discrete] [Format=numeric] [Range= 0-5] [Missing=*]
Statistics [NW/ W]	[Valid=4363 /-] [Invalid=2862 /-]

Value	Label	Cases	Percentage
0	Never Seen	1518	 34.8%
1	Very slight	88	 2.0%
2	Slight	30	 0.7%
3	Moderate	374	 8.6%
4	Strong	964	 22.1%
5	Very Strong	1389	 31.8%
Sysmiss		2862	

Warning: these figures indicate the number of cases found in the data file. They cannot be interpreted as summary statistics of the population of interest.

b2a: b2a What are the main purposes of taking this trip to Taiwan?









Information	[Type= discrete] [Format=numeric] [Range= 1-7] [Missing=*]
Statistics [NW/ W]	[Valid=7225 /-] [Invalid=0 /-]

Value	Label	Cases	Percentage
1	Sightseeing	5235	 72.5%
2	Business	778	 10.8%
3	International Conference or Exhibition	78	 1.1%
4	Visiting friends or relatives	971	 13.4%
5	Studies	27	 0.4%
6	Medical Treatment	28	 0.4%
7	Other	108	 1.5%

Warning: these figures indicate the number of cases found in the data file. They cannot be interpreted as summary statistics of the population of interest.

b2b: b2b What are the secondary purposes of taking this trip to Taiwan?



Information	[Type= discrete] [Format=numeric] [Range= 1-99] [Missing=*]
Statistics [NW/ W]	[Valid=7225 /-] [Invalid=0 /-]

Value	Label	Cases	Percentage
1	Sightseeing	1007	 13.9%
2	Business	29	 0.4%
3	International Conference or Exhibition	10	 0.1%
4	Visiting friends or relatives	336	 4.7%
5	Studies	4	 0.1%
6	Medical Treatment	6	 0.1%
7	Other	17	 0.2%
99	Missing	5816	 80.5%



Warning: these figures indicate the number of cases found in the data file. They cannot be interpreted as summary statistics of the population of interest.

File : data2018



b3_1: b3_1 What attracted you to come to Taiwan for sightseeing this time? Scenery

Information	[Type= discrete] [Format=numeric] [Range= 0-1] [Missing=*]		
Statistics [NW/ W]	[Valid=6242 /-] [Invalid=983 /-]		
Value	Label	Cases	Percentage
0	No	2188	 35.1%
1	Yes	4054	 64.9%
Sysmiss		983	
<i>Warning: these figures indicate the number of cases found in the data file. They cannot be interpreted as summary statistics of the population of interest.</i>			



b3_2: b3_2 What attracted you to come to Taiwan for sightseeing this time? Shopping

Information	[Type= discrete] [Format=numeric] [Range= 0-1] [Missing=*]		
Statistics [NW/ W]	[Valid=6242 /-] [Invalid=983 /-]		
Value	Label	Cases	Percentage
0	No	4620	 74.0%
1	Yes	1622	 26.0%
Sysmiss		983	
<i>Warning: these figures indicate the number of cases found in the data file. They cannot be interpreted as summary statistics of the population of interest.</i>			



b3_3: b3_3 What attracted you to come to Taiwan for sightseeing this time? Gourmet food or delicious snacks

Information	[Type= discrete] [Format=numeric] [Range= 0-1] [Missing=*]		
Statistics [NW/ W]	[Valid=6242 /-] [Invalid=983 /-]		
Value	Label	Cases	Percentage
0	No	1935	 31.0%
1	Yes	4307	 69.0%
Sysmiss		983	
<i>Warning: these figures indicate the number of cases found in the data file. They cannot be interpreted as summary statistics of the population of interest.</i>			

b3_4: b3_4 What attracted you to come to Taiwan for sightseeing this time? Fruits

Information	[Type= discrete] [Format=numeric] [Range= 0-1] [Missing=*]		
Statistics [NW/ W]	[Valid=6242 /-] [Invalid=983 /-]		
Value	Label	Cases	Percentage
0	No	5367	 86.0%
1	Yes	875	 14.0%
Sysmiss		983	
<i>Warning: these figures indicate the number of cases found in the data file. They cannot be interpreted as summary statistics of the population of interest.</i>			

b3_5: b3_5 What attracted you to come to Taiwan for sightseeing this time? Flowers

Information	[Type= discrete] [Format=numeric] [Range= 0-1] [Missing=*]		
Statistics [NW/ W]	[Valid=6242 /-] [Invalid=983 /-]		
Value	Label	Cases	Percentage
0	No	6170	 98.8%
1	Yes	72	 1.2%
Sysmiss		983	
<i>Warning: these figures indicate the number of cases found in the data file. They cannot be interpreted as summary statistics of the population of interest.</i>			

b3_6: b3_6 What attracted you to come to Taiwan for sightseeing this time? Geographical convenience

Information	[Type= discrete] [Format=numeric] [Range= 0-1] [Missing=*]		
--------------------	--	--	--

File : data2018

b3_6: b3_6 What attracted you to come to Taiwan for sightseeing this time? Geographical convenience

Statistics [NW/ W] [Valid=6242 /-] [Invalid=983 /-]

Value	Label	Cases	Percentage
0	No	5350	85.7%
1	Yes	892	14.3%
Sysmiss		983	

Warning: these figures indicate the number of cases found in the data file. They cannot be interpreted as summary statistics of the population of interest.

b3_7: b3_7 What attracted you to come to Taiwan for sightseeing this time? Weather

Information [Type= discrete] [Format=numeric] [Range= 0-1] [Missing=*]

Statistics [NW/ W] [Valid=6242 /-] [Invalid=983 /-]

Value	Label	Cases	Percentage
0	No	5778	92.6%
1	Yes	464	7.4%
Sysmiss		983	

Warning: these figures indicate the number of cases found in the data file. They cannot be interpreted as summary statistics of the population of interest.

b3_8: b3_8 What attracted you to come to Taiwan for sightseeing this time? Historical relics

Information [Type= discrete] [Format=numeric] [Range= 0-1] [Missing=*]

Statistics [NW/ W] [Valid=6242 /-] [Invalid=983 /-]

Value	Label	Cases	Percentage
0	No	5539	88.7%
1	Yes	703	11.3%
Sysmiss		983	

Warning: these figures indicate the number of cases found in the data file. They cannot be interpreted as summary statistics of the population of interest.

b3_9: b3_9 What attracted you to come to Taiwan for sightseeing this time? Night life

Information [Type= discrete] [Format=numeric] [Range= 0-1] [Missing=*]

Statistics [NW/ W] [Valid=6242 /-] [Invalid=983 /-]

Value	Label	Cases	Percentage
0	No	6005	96.2%
1	Yes	237	3.8%
Sysmiss		983	

Warning: these figures indicate the number of cases found in the data file. They cannot be interpreted as summary statistics of the population of interest.

b3_10: b3_10 What attracted you to come to Taiwan for sightseeing this time? Festival activities

Information [Type= discrete] [Format=numeric] [Range= 0-1] [Missing=*]

Statistics [NW/ W] [Valid=6242 /-] [Invalid=983 /-]

Value	Label	Cases	Percentage
0	No	6217	99.6%
1	Yes	25	0.4%
Sysmiss		983	

Warning: these figures indicate the number of cases found in the data file. They cannot be interpreted as summary statistics of the population of interest.

b3_11: b3_11 What attracted you to come to Taiwan for sightseeing this time? Recreational facilities

Information [Type= discrete] [Format=numeric] [Range= 0-1] [Missing=*]

Statistics [NW/ W] [Valid=6242 /-] [Invalid=983 /-]

File : data2018

b3_11: b3_11 What attracted you to come to Taiwan for sightseeing this time? Recreational facilities

Value	Label	Cases	Percentage
0	No	6197	99.3%
1	Yes	45	0.7%
Sysmiss		983	

Warning: these figures indicate the number of cases found in the data file. They cannot be interpreted as summary statistics of the population of interest.

b3_12: b3_12 What attracted you to come to Taiwan for sightseeing this time? Health care

Information	[Type= discrete] [Format=numeric] [Range= 0-1] [Missing=*]
Statistics [NW/ W]	[Valid=6242 /-] [Invalid=983 /-]

Value	Label	Cases	Percentage
0	No	6228	99.8%
1	Yes	14	0.2%
Sysmiss		983	

Warning: these figures indicate the number of cases found in the data file. They cannot be interpreted as summary statistics of the population of interest.

b3_13: b3_13 What attracted you to come to Taiwan for sightseeing this time? Taiwan's customs and culture

Information	[Type= discrete] [Format=numeric] [Range= 0-1] [Missing=*]
Statistics [NW/ W]	[Valid=6242 /-] [Invalid=983 /-]

Value	Label	Cases	Percentage
0	No	5236	83.9%
1	Yes	1006	16.1%
Sysmiss		983	

Warning: these figures indicate the number of cases found in the data file. They cannot be interpreted as summary statistics of the population of interest.

b3_14: b3_14 What attracted you to come to Taiwan for sightseeing this time? Friendliness of the people

Information	[Type= discrete] [Format=numeric] [Range= 0-1] [Missing=*]
Statistics [NW/ W]	[Valid=6242 /-] [Invalid=983 /-]

Value	Label	Cases	Percentage
0	No	5390	86.4%
1	Yes	852	13.6%
Sysmiss		983	

Warning: these figures indicate the number of cases found in the data file. They cannot be interpreted as summary statistics of the population of interest.

b3_15: b3_15 What attracted you to come to Taiwan for sightseeing this time? Safe social environment

Information	[Type= discrete] [Format=numeric] [Range= 0-1] [Missing=*]
Statistics [NW/ W]	[Valid=6242 /-] [Invalid=983 /-]

Value	Label	Cases	Percentage
0	No	5831	93.4%
1	Yes	411	6.6%
Sysmiss		983	

Warning: these figures indicate the number of cases found in the data file. They cannot be interpreted as summary statistics of the population of interest.

b3_16: b3_16 What attracted you to come to Taiwan for sightseeing this time? Democracy

Information	[Type= discrete] [Format=numeric] [Range= 0-1] [Missing=*]
Statistics [NW/ W]	[Valid=6242 /-] [Invalid=983 /-]

File : data2018

b3_16: b3_16 What attracted you to come to Taiwan for sightseeing this time? Democracy

Value	Label	Cases	Percentage
0	No	6198	<div><div></div></div> 99.3%
1	Yes	44	<div><div></div></div> 0.7%
Sysmiss		983	

Warning: these figures indicate the number of cases found in the data file. They cannot be interpreted as summary statistics of the population of interest.

b3_17: b3_17 What attracted you to come to Taiwan for sightseeing this time? Company excursion

Information	[Type= discrete] [Format=numeric] [Range= 0-1] [Missing=*]
Statistics [NW/ W]	[Valid=6242 /-] [Invalid=983 /-]

Value	Label	Cases	Percentage
0	No	6066	<div><div></div></div> 97.2%
1	Yes	176	<div><div></div></div> 2.8%
Sysmiss		983	

Warning: these figures indicate the number of cases found in the data file. They cannot be interpreted as summary statistics of the population of interest.

b3_18: b3_18 What attracted you to come to Taiwan for sightseeing this time? Others

Information	[Type= discrete] [Format=numeric] [Range= 0-1] [Missing=*]
Statistics [NW/ W]	[Valid=6242 /-] [Invalid=983 /-]

Value	Label	Cases	Percentage
0	No	6061	<div><div></div></div> 97.1%
1	Yes	181	<div><div></div></div> 2.9%
Sysmiss		983	

Warning: these figures indicate the number of cases found in the data file. They cannot be interpreted as summary statistics of the population of interest.

c1: c1 How did you arrange this trip to Taiwan?

Information	[Type= discrete] [Format=numeric] [Range= 1-5] [Missing=*]
Statistics [NW/ W]	[Valid=7225 /-] [Invalid=0 /-]

Value	Label	Cases	Percentage
1	Group tour arranged through a travel agency (Joined a tour g	1403	<div><div></div></div> 19.4%
2	Individual tour arranged through a travel agency	125	<div><div></div></div> 1.7%
3	Individual tour arranged through a travel agency only for bo	2893	<div><div></div></div> 40.0%
4	Jointed the activities arranged by a Taiwan travel agency af	53	<div><div></div></div> 0.7%
5	No arrangements by a Taiwan travel agency after arrival	2751	<div><div></div></div> 38.1%

Warning: these figures indicate the number of cases found in the data file. They cannot be interpreted as summary statistics of the population of interest.


c2_1a: c2_1a How would you rate your level of satisfaction with the services provided by the local travel agency and tour guides? Itinerary

Information	[Type= discrete] [Format=numeric] [Range= 0-99] [Missing=*]
Statistics [NW/ W]	[Valid=1403 /-] [Invalid=5822 /-]

Value	Label	Cases	Percentage
0	Not applicable	0	
1	Very dissatisfied	3	<div><div></div></div> 0.2%
2	Dissatisfied	15	<div><div></div></div> 1.1%
3	Neutral	95	<div><div></div></div> 6.8%
4	Satisfied	408	<div><div></div></div> 29.1%

File : data2018





c2_1a: c2_1a How would you rate your level of satisfaction with the services provided by the local travel agency and tour guides? Itinerary

Value	Label	Cases	Percentage
5	Very satisfied	882	 62.9%
99	Missing	0	
Sysmiss		5822	

Warning: these figures indicate the number of cases found in the data file. They cannot be interpreted as summary statistics of the population of interest.

c2_1b: c2_1b How would you rate your level of satisfaction with the services provided by the local travel agency and tour guides? Accommodations






Information	[Type= discrete] [Format=numeric] [Range= 0-99] [Missing=*]
Statistics [NW/ W]	[Valid=1403 /-] [Invalid=5822 /-]

Value	Label	Cases	Percentage
0	Not applicable	0	
1	Very dissatisfied	0	
2	Dissatisfied	5	 0.4%
3	Neutral	81	 5.8%
4	Satisfied	402	 28.7%
5	Very satisfied	915	 65.2%
99	Missing	0	
Sysmiss		5822	

Warning: these figures indicate the number of cases found in the data file. They cannot be interpreted as summary statistics of the population of interest.

c2_1c: c2_1c How would you rate your level of satisfaction with the services provided by the local travel agency and tour guides? Transportation




Information	[Type= discrete] [Format=numeric] [Range= 0-99] [Missing=*]
Statistics [NW/ W]	[Valid=1403 /-] [Invalid=5822 /-]

Value	Label	Cases	Percentage
0	Not applicable	0	
1	Very dissatisfied	1	 0.1%
2	Dissatisfied	2	 0.1%
3	Neutral	49	 3.5%
4	Satisfied	361	 25.7%
5	Very satisfied	990	 70.6%
99	Missing	0	
Sysmiss		5822	

Warning: these figures indicate the number of cases found in the data file. They cannot be interpreted as summary statistics of the population of interest.

c2_1d: c2_1d How would you rate your level of satisfaction with the services provided by the local travel agency and tour guides? Meals

Information	[Type= discrete] [Format=numeric] [Range= 0-99] [Missing=*]
Statistics [NW/ W]	[Valid=1403 /-] [Invalid=5822 /-]

Value	Label	Cases	Percentage
0	Not applicable	0	
1	Very dissatisfied	9	 0.6%
2	Dissatisfied	20	 1.4%
3	Neutral	177	 12.6%

File : data2018





c2_1d: c2_1d How would you rate your level of satisfaction with the services provided by the local travel agency and tour guides? Meals

Value	Label	Cases	Percentage
4	Satisfied	388	 27.7%
5	Very satisfied	809	 57.7%
99	Missing	0	
Sysmiss		5822	

Warning: these figures indicate the number of cases found in the data file. They cannot be interpreted as summary statistics of the population of interest.

c2_1e: c2_1e How would you rate your level of satisfaction with the services provided by the local travel agency and tour guides? Professionalism of the tour guides






Information	[Type= discrete] [Format=numeric] [Range= 0-99] [Missing=*]
Statistics [NW/ W]	[Valid=1403 /-] [Invalid=5822 /-]

Value	Label	Cases	Percentage
0	Not applicable	0	
1	Very dissatisfied	0	
2	Dissatisfied	2	 0.1%
3	Neutral	58	 4.1%
4	Satisfied	329	 23.4%
5	Very satisfied	1014	 72.3%
99	Missing	0	
Sysmiss		5822	

Warning: these figures indicate the number of cases found in the data file. They cannot be interpreted as summary statistics of the population of interest.

c2_1f: c2_1f How would you rate your level of satisfaction with the services provided by the local travel agency and tour guides? The tour guides' ability to handle emergencies


Information	[Type= discrete] [Format=numeric] [Range= 0-99] [Missing=*]
Statistics [NW/ W]	[Valid=1403 /-] [Invalid=5822 /-]

Value	Label	Cases	Percentage
0	Not applicable	132	 9.4%
1	Very dissatisfied	0	
2	Dissatisfied	1	 0.1%
3	Neutral	40	 2.9%
4	Satisfied	303	 21.6%
5	Very satisfied	927	 66.1%
99	Missing	0	
Sysmiss		5822	

Warning: these figures indicate the number of cases found in the data file. They cannot be interpreted as summary statistics of the population of interest.




c2_1g: c2_1g How would you rate your level of satisfaction with the services provided by the local travel agency and tour guides? The tour guides' integral service performances

Information	[Type= discrete] [Format=numeric] [Range= 0-99] [Missing=*]
Statistics [NW/ W]	[Valid=1403 /-] [Invalid=5822 /-]

Value	Label	Cases	Percentage
0	Not applicable	0	
1	Very dissatisfied	0	
2	Dissatisfied	6	 0.4%

File : data2018






c2_1g: c2_1g How would you rate your level of satisfaction with the services provided by the local travel agency and tour guides? The tour guides' integral service performances

Value	Label	Cases	Percentage
3	Neutral	54	 3.8%
4	Satisfied	345	 24.6%
5	Very satisfied	998	 71.1%
99	Missing	0	
Sysmiss		5822	

Warning: these figures indicate the number of cases found in the data file. They cannot be interpreted as summary statistics of the population of interest.

c2_1h: c2_1h How would you rate your level of satisfaction with the services provided by the local travel agency and tour guides? Overall impression













Information	[Type= discrete] [Format=numeric] [Range= 0-99] [Missing=*]
Statistics [NW/ W]	[Valid=1403 /-] [Invalid=5822 /-]

Value	Label	Cases	Percentage
0	Not applicable	0	
1	Very dissatisfied	1	 0.1%
2	Dissatisfied	3	 0.2%
3	Neutral	57	 4.1%
4	Satisfied	429	 30.6%
5	Very satisfied	913	 65.1%
99	Missing	0	
Sysmiss		5822	

Warning: these figures indicate the number of cases found in the data file. They cannot be interpreted as summary statistics of the population of interest.

c2_2a: c2_2a What are your comments on shopping arranged by the local travel agency? Number of shopping trips

Information	[Type= discrete] [Format=numeric] [Range= 0-12] [Missing=*]
Statistics [NW/ W]	[Valid=1403 /-] [Invalid=5822 /-]

Value	Label	Cases	Percentage
0		31	 2.2%
1		77	 5.5%
2		204	 14.5%
3		329	 23.4%
4		222	 15.8%
5		238	 17.0%
6		102	 7.3%
7		87	 6.2%
8		83	 5.9%
9		13	 0.9%
10		15	 1.1%
12		2	 0.1%
Sysmiss		5822	

Warning: these figures indicate the number of cases found in the data file. They cannot be interpreted as summary statistics of the population of interest.

c2_2b: c2_2b What are your comments on shopping arranged by the local travel agency? Commodity prices

Information	[Type= discrete] [Format=numeric] [Range= 1-5] [Missing=*]
Statistics [NW/ W]	[Valid=1372 /-] [Invalid=5853 /-]

File : data2018

c2_2b: c2_2b What are your comments on shopping arranged by the local travel agency? Commodity prices

Value	Label	Cases	Percentage
1	Very low-price	14	1.0%
2	Low-price	147	10.7%
3	Good-price	917	66.8%
4	High-price	278	20.3%
5	Very high-price	16	1.2%
Sysmiss		5853	

Warning: these figures indicate the number of cases found in the data file. They cannot be interpreted as summary statistics of the population of interest.

c3_1: c3_1 After arrival, have you ever made travel arrangements through local travel agencies? none

Information	[Type= discrete] [Format=numeric] [Range= 0-1] [Missing=*]
Statistics [NW/ W]	[Valid=2946 /-] [Invalid=4279 /-]

Value	Label	Cases	Percentage
0	No	362	12.3%
1	Yes	2584	87.7%
Sysmiss		4279	

Warning: these figures indicate the number of cases found in the data file. They cannot be interpreted as summary statistics of the population of interest.

c3_2: c3_2 After arrival, have you ever made travel arrangements through local travel agencies? half-day tour

Information	[Type= discrete] [Format=numeric] [Range= 0-1] [Missing=*]
Statistics [NW/ W]	[Valid=2946 /-] [Invalid=4279 /-]

Value	Label	Cases	Percentage
0	No	2891	98.1%
1	Yes	55	1.9%
Sysmiss		4279	

Warning: these figures indicate the number of cases found in the data file. They cannot be interpreted as summary statistics of the population of interest.

c3_3: c3_3 After arrival, have you ever made travel arrangements through local travel agencies? one-day tour

Information	[Type= discrete] [Format=numeric] [Range= 0-1] [Missing=*]
Statistics [NW/ W]	[Valid=2946 /-] [Invalid=4279 /-]

Value	Label	Cases	Percentage
0	No	2771	94.1%
1	Yes	175	5.9%
Sysmiss		4279	

Warning: these figures indicate the number of cases found in the data file. They cannot be interpreted as summary statistics of the population of interest.

c3_4: c3_4 After arrival, have you ever made travel arrangements through local travel agencies? two-day tour

Information	[Type= discrete] [Format=numeric] [Range= 0-1] [Missing=*]
Statistics [NW/ W]	[Valid=2946 /-] [Invalid=4279 /-]

Value	Label	Cases	Percentage
0	No	2893	98.2%
1	Yes	53	1.8%
Sysmiss		4279	

Warning: these figures indicate the number of cases found in the data file. They cannot be interpreted as summary statistics of the population of interest.

File : data2018

c3_5: c3_5 After arrival, have you ever made travel arrangements through local travel agencies? over three-day tour

Information [Type= discrete] [Format=numeric] [Range= 0-1] [Missing=*]

Statistics [NW/ W] [Valid=2946 /-] [Invalid=4279 /-]

Value	Label	Cases	Percentage
0	No	2867	97.3%
1	Yes	79	2.7%
Sysmiss		4279	

Warning: these figures indicate the number of cases found in the data file. They cannot be interpreted as summary statistics of the population of interest.

# c4: c4 Did you pay any prepaid travel expenses for personal itinerary before arrival?			
Information		[Type= discrete] [Format=numeric] [Range= 1-2] [Missing=*]	
Statistics [NW/ W]		[Valid=7225 /-] [Invalid=0 /-]	
Value	Label	Cases	Percentage
1	Yes	5656	<div></div> 78.3%
2	No	1569	<div></div> 21.7%
Warning: these figures indicate the number of cases found in the data file. They cannot be interpreted as summary statistics of the population of interest.			
# c5a: c5a How much did you prepay before arrival?			
Information		[Type= discrete] [Format=numeric] [Range= 8-30000000] [Missing=*]	
Statistics [NW/ W]		[Valid=5656 /-] [Invalid=1569 /-]	
Value	Label	Cases	Percentage
8		1	<div></div> 0.0%
40		1	<div></div> 0.0%
50		6	<div></div> 0.1%
60		4	<div></div> 0.1%
64		1	<div></div> 0.0%
69		1	<div></div> 0.0%
72		1	<div></div> 0.0%
75		7	<div></div> 0.1%
80		9	<div></div> 0.2%
90		5	<div></div> 0.1%
95		1	<div></div> 0.0%
100		20	<div></div> 0.4%
105		3	<div></div> 0.1%
110		1	<div></div> 0.0%
120		9	<div></div> 0.2%
124		1	<div></div> 0.0%
125		5	<div></div> 0.1%
128		1	<div></div> 0.0%
130		7	<div></div> 0.1%
132		1	<div></div> 0.0%
140		5	<div></div> 0.1%
150		24	<div></div> 0.4%
158		1	<div></div> 0.0%
160		2	<div></div> 0.0%
165		1	<div></div> 0.0%
170		4	<div></div> 0.1%
173		1	<div></div> 0.0%
175		7	<div></div> 0.1%
180		13	<div></div> 0.2%
188		1	<div></div> 0.0%
190		1	<div></div> 0.0%
193		1	<div></div> 0.0%
200		35	<div></div> 0.6%
210		2	<div></div> 0.0%
215		1	<div></div> 0.0%

c5a: c5a How much did you prepay before arrival?

Value	Label	Cases	Percentage
218		1	0.0%
220		1	0.0%
225		4	0.1%
226		1	0.0%
228		1	0.0%
229		1	0.0%
230		2	0.0%
240		12	0.2%
245		1	0.0%
250		38	0.7%
252		1	0.0%
255		2	0.0%
259		1	0.0%
260		5	0.1%
263		1	0.0%
264		1	0.0%
269		2	0.0%
270		5	0.1%
280		1	0.0%
283		1	0.0%
290		1	0.0%
299		1	0.0%
300		45	0.8%
310		1	0.0%
315		1	0.0%
320		7	0.1%
322		1	0.0%
328		1	0.0%
330		1	0.0%
334		1	0.0%
340		1	0.0%
345		1	0.0%
350		13	0.2%
360		6	0.1%
370		1	0.0%
375		2	0.0%
385		1	0.0%
389		1	0.0%
390		1	0.0%
399		1	0.0%
400		32	0.6%
402		1	0.0%
405		2	0.0%
415		1	0.0%
417		1	0.0%

c5a: c5a How much did you prepay before arrival?

Value	Label	Cases	Percentage
420		2	0.0%
422		1	0.0%
430		1	0.0%
440		3	0.1%
450		15	0.3%
455		1	0.0%
465		1	0.0%
470		1	0.0%
480		4	0.1%
483		1	0.0%
490		1	0.0%
493		2	0.0%
498		1	0.0%
499		1	0.0%
500		59	1.0%
507		1	0.0%
509		1	0.0%
510		2	0.0%
520		2	0.0%
523		1	0.0%
525		5	0.1%
530		2	0.0%
540		1	0.0%
544		1	0.0%
546		1	0.0%
550		13	0.2%
555		1	0.0%
556		1	0.0%
560		2	0.0%
565		1	0.0%
567		1	0.0%
575		1	0.0%
576		1	0.0%
580		2	0.0%
600		73	1.3%
620		1	0.0%
624		1	0.0%
625		2	0.0%
650		6	0.1%
667		1	0.0%
670		2	0.0%
690		1	0.0%
700		32	0.6%
703		1	0.0%
716		1	0.0%

c5a: c5a How much did you prepay before arrival?

Value	Label	Cases	Percentage
720		6	0.1%
742		1	0.0%
750		17	0.3%
760		1	0.0%
775		2	0.0%
778		1	0.0%
800		48	0.8%
810		1	0.0%
825		1	0.0%
834		2	0.0%
835		1	0.0%
836		1	0.0%
840		1	0.0%
850		2	0.0%
860		3	0.1%
870		1	0.0%
875		2	0.0%
880		1	0.0%
890		1	0.0%
900		25	0.4%
925		1	0.0%
930		1	0.0%
950		5	0.1%
955		1	0.0%
960		2	0.0%
986		1	0.0%
1000		85	1.5%
1010		1	0.0%
1025		1	0.0%
1039		1	0.0%
1050		14	0.2%
1080		1	0.0%
1100		13	0.2%
1112		1	0.0%
1125		1	0.0%
1130		1	0.0%
1131		1	0.0%
1140		2	0.0%
1145		1	0.0%
1150		5	0.1%
1160		1	0.0%
1166		1	0.0%
1167		1	0.0%
1172		1	0.0%
1175		1	0.0%

c5a: c5a How much did you prepay before arrival?

Value	Label	Cases	Percentage
1200		49	<div></div> 0.9%
1208		1	<div></div> 0.0%
1220		1	<div></div> 0.0%
1225		2	<div></div> 0.0%
1250		30	<div></div> 0.5%
1256		1	<div></div> 0.0%
1260		1	<div></div> 0.0%
1280		2	<div></div> 0.0%
1295		1	<div></div> 0.0%
1300		10	<div></div> 0.2%
1309		1	<div></div> 0.0%
1318		1	<div></div> 0.0%
1319		1	<div></div> 0.0%
1330		1	<div></div> 0.0%
1334		3	<div></div> 0.1%
1347		1	<div></div> 0.0%
1350		11	<div></div> 0.2%
1365		1	<div></div> 0.0%
1367		1	<div></div> 0.0%
1375		4	<div></div> 0.1%
1380		2	<div></div> 0.0%
1383		2	<div></div> 0.0%
1400		21	<div></div> 0.4%
1425		1	<div></div> 0.0%
1433		1	<div></div> 0.0%
1442		1	<div></div> 0.0%
1450		2	<div></div> 0.0%
1471		1	<div></div> 0.0%
1472		1	<div></div> 0.0%
1475		1	<div></div> 0.0%
1480		1	<div></div> 0.0%
1485		1	<div></div> 0.0%
1500		79	<div></div> 1.4%
1502		1	<div></div> 0.0%
1519		1	<div></div> 0.0%
1529		1	<div></div> 0.0%
1542		1	<div></div> 0.0%
1550		1	<div></div> 0.0%
1560		4	<div></div> 0.1%
1572		1	<div></div> 0.0%
1573		1	<div></div> 0.0%
1580		1	<div></div> 0.0%
1586		1	<div></div> 0.0%
1590		1	<div></div> 0.0%
1600		22	<div></div> 0.4%

c5a: c5a How much did you prepay before arrival?

Value	Label	Cases	Percentage
1608		1	0.0%
1610		1	0.0%
1620		2	0.0%
1625		1	0.0%
1628		1	0.0%
1650		3	0.1%
1660		1	0.0%
1667		1	0.0%
1668		2	0.0%
1689		1	0.0%
1700		8	0.1%
1712		1	0.0%
1725		1	0.0%
1732		1	0.0%
1738		1	0.0%
1740		2	0.0%
1750		20	0.4%
1760		1	0.0%
1789		1	0.0%
1790		1	0.0%
1800		30	0.5%
1803		1	0.0%
1820		1	0.0%
1825		1	0.0%
1850		3	0.1%
1870		2	0.0%
1875		1	0.0%
1890		1	0.0%
1892		1	0.0%
1900		4	0.1%
1950		3	0.1%
1980		1	0.0%
1999		1	0.0%
2000		109	1.9%
2010		1	0.0%
2050		3	0.1%
2060		1	0.0%
2063		1	0.0%
2064		1	0.0%
2080		2	0.0%
2090		1	0.0%
2100		18	0.3%
2125		1	0.0%
2143		1	0.0%
2148		1	0.0%

c5a: c5a How much did you prepay before arrival?

Value	Label	Cases	Percentage
2149		1	0.0%
2150		2	0.0%
2170		1	0.0%
2175		1	0.0%
2180		1	0.0%
2184		1	0.0%
2187		1	0.0%
2200		13	0.2%
2250		20	0.4%
2275		2	0.0%
2280		1	0.0%
2288		1	0.0%
2300		10	0.2%
2305		1	0.0%
2324		1	0.0%
2350		1	0.0%
2370		1	0.0%
2383		1	0.0%
2400		21	0.4%
2430		1	0.0%
2450		2	0.0%
2480		3	0.1%
2500		90	1.6%
2515		1	0.0%
2525		1	0.0%
2530		1	0.0%
2534		2	0.0%
2548		1	0.0%
2550		4	0.1%
2560		3	0.1%
2565		1	0.0%
2568		1	0.0%
2575		1	0.0%
2580		1	0.0%
2600		19	0.3%
2625		1	0.0%
2650		1	0.0%
2660		1	0.0%
2680		6	0.1%
2700		13	0.2%
2710		1	0.0%
2718		1	0.0%
2750		6	0.1%
2780		1	0.0%
2795		1	0.0%

c5a: c5a How much did you prepay before arrival?

Value	Label	Cases	Percentage
2799		1	0.0%
2800		27	0.5%
2818		1	0.0%
2840		1	0.0%
2849		1	0.0%
2850		1	0.0%
2860		1	0.0%
2880		2	0.0%
2881		1	0.0%
2890		1	0.0%
2900		9	0.2%
2920		1	0.0%
2932		1	0.0%
2950		2	0.0%
2980		2	0.0%
3000		231	4.1%
3030		1	0.0%
3040		1	0.0%
3050		3	0.1%
3060		1	0.0%
3080		4	0.1%
3089		1	0.0%
3100		12	0.2%
3120		1	0.0%
3125		1	0.0%
3136		1	0.0%
3150		2	0.0%
3156		1	0.0%
3167		1	0.0%
3180		4	0.1%
3200		28	0.5%
3220		2	0.0%
3225		1	0.0%
3249		1	0.0%
3250		6	0.1%
3267		1	0.0%
3300		20	0.4%
3334		2	0.0%
3350		1	0.0%
3380		1	0.0%
3390		1	0.0%
3400		8	0.1%
3405		1	0.0%
3406		1	0.0%
3433		1	0.0%

c5a: c5a How much did you prepay before arrival?

Value	Label	Cases	Percentage
3444		1	0.0%
3467		1	0.0%
3474		1	0.0%
3480		1	0.0%
3500		101	1.8%
3510		1	0.0%
3550		2	0.0%
3560		1	0.0%
3568		1	0.0%
3580		3	0.1%
3600		30	0.5%
3620		1	0.0%
3642		1	0.0%
3644		1	0.0%
3650		1	0.0%
3668		1	0.0%
3680		3	0.1%
3700		5	0.1%
3750		16	0.3%
3776		1	0.0%
3780		2	0.0%
3800		30	0.5%
3850		3	0.1%
3880		2	0.0%
3900		10	0.2%
3980		1	0.0%
3988		1	0.0%
4000		201	3.6%
4049		1	0.0%
4050		3	0.1%
4064		1	0.0%
4080		2	0.0%
4089		1	0.0%
4096		1	0.0%
4099		1	0.0%
4100		5	0.1%
4120		1	0.0%
4125		1	0.0%
4130		1	0.0%
4150		1	0.0%
4167		2	0.0%
4171		1	0.0%
4200		29	0.5%
4210		1	0.0%
4250		3	0.1%

c5a: c5a How much did you prepay before arrival?

Value	Label	Cases	Percentage
4267		1	0.0%
4283		1	0.0%
4300		9	0.2%
4319		1	0.0%
4330		1	0.0%
4334		1	0.0%
4338		1	0.0%
4380		2	0.0%
4400		8	0.1%
4450		1	0.0%
4480		1	0.0%
4490		1	0.0%
4500		99	1.8%
4561		1	0.0%
4580		1	0.0%
4600		16	0.3%
4606		1	0.0%
4640		1	0.0%
4650		1	0.0%
4700		9	0.2%
4750		3	0.1%
4800		19	0.3%
4850		1	0.0%
4900		3	0.1%
4910		1	0.0%
4990		1	0.0%
5000		218	3.9%
5050		1	0.0%
5054		1	0.0%
5072		1	0.0%
5080		1	0.0%
5084		1	0.0%
5099		1	0.0%
5100		5	0.1%
5113		1	0.0%
5150		3	0.1%
5180		3	0.1%
5200		14	0.2%
5250		12	0.2%
5290		1	0.0%
5300		3	0.1%
5330		1	0.0%
5340		1	0.0%
5345		1	0.0%
5400		6	0.1%

c5a: c5a How much did you prepay before arrival?

Value	Label	Cases	Percentage
5500		39	<div></div> 0.7%
5513		1	<div></div> 0.0%
5521		1	<div></div> 0.0%
5600		10	<div></div> 0.2%
5609		1	<div></div> 0.0%
5655		1	<div></div> 0.0%
5680		2	<div></div> 0.0%
5700		6	<div></div> 0.1%
5720		1	<div></div> 0.0%
5734		1	<div></div> 0.0%
5767		1	<div></div> 0.0%
5780		1	<div></div> 0.0%
5800		9	<div></div> 0.2%
5880		2	<div></div> 0.0%
5900		2	<div></div> 0.0%
5980		2	<div></div> 0.0%
5996		1	<div></div> 0.0%
6000		119	<div></div> 2.1%
6008		1	<div></div> 0.0%
6060		1	<div></div> 0.0%
6100		4	<div></div> 0.1%
6200		1	<div></div> 0.0%
6250		3	<div></div> 0.1%
6300		2	<div></div> 0.0%
6316		1	<div></div> 0.0%
6348		1	<div></div> 0.0%
6360		1	<div></div> 0.0%
6380		1	<div></div> 0.0%
6400		2	<div></div> 0.0%
6450		1	<div></div> 0.0%
6500		19	<div></div> 0.3%
6580		2	<div></div> 0.0%
6600		3	<div></div> 0.1%
6650		2	<div></div> 0.0%
6667		1	<div></div> 0.0%
6700		1	<div></div> 0.0%
6750		1	<div></div> 0.0%
6780		1	<div></div> 0.0%
6800		8	<div></div> 0.1%
6848		1	<div></div> 0.0%
6900		2	<div></div> 0.0%
6990		1	<div></div> 0.0%
6999		1	<div></div> 0.0%
7000		58	<div></div> 1.0%
7125		1	<div></div> 0.0%

c5a: c5a How much did you prepay before arrival?

Value	Label	Cases	Percentage
7200		9	0.2%
7300		1	0.0%
7330		1	0.0%
7350		2	0.0%
7383		1	0.0%
7500		31	0.5%
7516		1	0.0%
7531		1	0.0%
7555		1	0.0%
7600		3	0.1%
7700		3	0.1%
7727		1	0.0%
7750		1	0.0%
7800		1	0.0%
8000		48	0.8%
8100		1	0.0%
8110		1	0.0%
8150		1	0.0%
8200		1	0.0%
8400		1	0.0%
8500		8	0.1%
8600		3	0.1%
8700		2	0.0%
8750		4	0.1%
8800		2	0.0%
8900		1	0.0%
9000		27	0.5%
9100		3	0.1%
9147		1	0.0%
9270		1	0.0%
9300		2	0.0%
9334		1	0.0%
9400		1	0.0%
9500		4	0.1%
9520		1	0.0%
9600		1	0.0%
9800		1	0.0%
10000		93	1.6%
10070		1	0.0%
10090		1	0.0%
10100		1	0.0%
10200		1	0.0%
10300		1	0.0%
10350		1	0.0%
10375		1	0.0%

c5a: c5a How much did you prepay before arrival?

Value	Label	Cases	Percentage
10400		2	0.0%
10500		9	0.2%
10750		1	0.0%
10800		3	0.1%
10900		1	0.0%
11000		8	0.1%
11052		1	0.0%
11200		2	0.0%
11250		2	0.0%
11341		1	0.0%
11384		1	0.0%
11400		3	0.1%
11500		1	0.0%
11600		2	0.0%
11800		1	0.0%
11900		1	0.0%
11980		1	0.0%
12000		31	0.5%
12200		1	0.0%
12250		1	0.0%
12380		1	0.0%
12400		1	0.0%
12500		7	0.1%
12509		1	0.0%
12600		1	0.0%
12806		1	0.0%
12960		1	0.0%
13000		10	0.2%
13067		1	0.0%
13300		3	0.1%
13334		1	0.0%
13400		1	0.0%
13500		4	0.1%
13533		1	0.0%
13590		1	0.0%
13750		2	0.0%
13800		1	0.0%
13860		1	0.0%
14000		13	0.2%
14340		1	0.0%
14350		1	0.0%
14400		3	0.1%
14500		1	0.0%
14535		1	0.0%
14700		1	0.0%

c5a: c5a How much did you prepay before arrival?

Value	Label	Cases	Percentage
15000		35	<div></div> 0.6%
15714		1	<div></div> 0.0%
16000		16	<div></div> 0.3%
16473		1	<div></div> 0.0%
16500		2	<div></div> 0.0%
17000		3	<div></div> 0.1%
17100		1	<div></div> 0.0%
17294		1	<div></div> 0.0%
17380		1	<div></div> 0.0%
17500		5	<div></div> 0.1%
17662		1	<div></div> 0.0%
17664		1	<div></div> 0.0%
17700		1	<div></div> 0.0%
17872		1	<div></div> 0.0%
17941		1	<div></div> 0.0%
18000		18	<div></div> 0.3%
18200		2	<div></div> 0.0%
18250		1	<div></div> 0.0%
18270		1	<div></div> 0.0%
18500		1	<div></div> 0.0%
19000		3	<div></div> 0.1%
19050		2	<div></div> 0.0%
19200		1	<div></div> 0.0%
19500		2	<div></div> 0.0%
19800		3	<div></div> 0.1%
20000		30	<div></div> 0.5%
20400		1	<div></div> 0.0%
20470		1	<div></div> 0.0%
20533		1	<div></div> 0.0%
20678		1	<div></div> 0.0%
21000		4	<div></div> 0.1%
21198		1	<div></div> 0.0%
21211		1	<div></div> 0.0%
21500		1	<div></div> 0.0%
22000		11	<div></div> 0.2%
22400		2	<div></div> 0.0%
22454		1	<div></div> 0.0%
22500		2	<div></div> 0.0%
22524		2	<div></div> 0.0%
22700		1	<div></div> 0.0%
23000		4	<div></div> 0.1%
23027		1	<div></div> 0.0%
23100		1	<div></div> 0.0%
23451		1	<div></div> 0.0%
24000		5	<div></div> 0.1%

c5a: c5a How much did you prepay before arrival?

Value	Label	Cases	Percentage
24271		1	0.0%
24462		1	0.0%
24587		1	0.0%
25000		16	0.3%
25376		1	0.0%
25560		1	0.0%
25600		1	0.0%
25880		1	0.0%
26000		7	0.1%
26600		1	0.0%
26700		1	0.0%
26800		1	0.0%
26870		1	0.0%
27000		4	0.1%
27334		1	0.0%
27500		2	0.0%
28000		7	0.1%
28500		2	0.0%
29000		1	0.0%
29473		1	0.0%
30000		63	1.1%
30250		1	0.0%
30447		1	0.0%
31000		4	0.1%
31021		1	0.0%
32000		7	0.1%
32500		3	0.1%
32800		1	0.0%
33000		13	0.2%
33104		1	0.0%
33334		1	0.0%
33600		1	0.0%
33885		1	0.0%
34000		5	0.1%
34400		1	0.0%
34508		1	0.0%
34800		1	0.0%
34820		1	0.0%
35000		34	0.6%
35575		1	0.0%
35700		1	0.0%
36000		4	0.1%
36500		3	0.1%
37000		1	0.0%
37346		1	0.0%

c5a: c5a How much did you prepay before arrival?

Value	Label	Cases	Percentage
37900		1	0.0%
38000		6	0.1%
38800		1	0.0%
39000		5	0.1%
39350		1	0.0%
39800		1	0.0%
40000		67	1.2%
40385		1	0.0%
40500		1	0.0%
40550		1	0.0%
40800		1	0.0%
41000		3	0.1%
41200		1	0.0%
41500		1	0.0%
41600		1	0.0%
41895		1	0.0%
42000		5	0.1%
42400		1	0.0%
42700		1	0.0%
43000		6	0.1%
43250		1	0.0%
43500		1	0.0%
43600		1	0.0%
43717		1	0.0%
43900		1	0.0%
44000		7	0.1%
44400		1	0.0%
45000		22	0.4%
45400		1	0.0%
46000		5	0.1%
46121		1	0.0%
47000		2	0.0%
48000		5	0.1%
49000		3	0.1%
50000		103	1.8%
50800		2	0.0%
50980		1	0.0%
51000		2	0.0%
51500		1	0.0%
51522		1	0.0%
52000		5	0.1%
52500		3	0.1%
53000		9	0.2%
53077		1	0.0%
53334		1	0.0%














































c5a: c5a How much did you prepay before arrival?

Value	Label	Cases	Percentage
53500		3	0.1%
54000		2	0.0%
54074		1	0.0%
55000		23	0.4%
56000		4	0.1%
56350		1	0.0%
56500		1	0.0%
56700		1	0.0%
56800		1	0.0%
57000		4	0.1%
57500		1	0.0%
57591		1	0.0%
58000		4	0.1%
58750		1	0.0%
59500		1	0.0%
59800		1	0.0%
59900		1	0.0%
60000		78	1.4%
60800		1	0.0%
61000		2	0.0%
61400		1	0.0%
61500		1	0.0%
61800		1	0.0%
62000		5	0.1%
63000		3	0.1%
64000		1	0.0%
65000		17	0.3%
66000		2	0.0%
66500		2	0.0%
66700		1	0.0%
66769		1	0.0%
67000		9	0.2%
67281		1	0.0%
68000		3	0.1%
68910		1	0.0%
70000		62	1.1%
70200		1	0.0%
72000		1	0.0%
72500		2	0.0%
72615		1	0.0%
73000		2	0.0%
73100		1	0.0%
74000		1	0.0%
75000		21	0.4%
75900		1	0.0%

c5a: c5a How much did you prepay before arrival?

Value	Label	Cases	Percentage
75980		1	0.0%
76000		2	0.0%
76137		1	0.0%
76550		1	0.0%
78000		1	0.0%
79334		1	0.0%
80000		72	1.3%
81050		1	0.0%
82000		1	0.0%
83000		3	0.1%
83400		1	0.0%
84000		1	0.0%
85000		6	0.1%
85200		1	0.0%
85385		1	0.0%
87000		2	0.0%
88000		1	0.0%
88820		1	0.0%
89810		1	0.0%
90000		24	0.4%
93000		1	0.0%
95000		1	0.0%
95360		1	0.0%
97500		1	0.0%
98694		1	0.0%
100000		84	1.5%
102000		1	0.0%
103000		2	0.0%
105000		5	0.1%
106000		1	0.0%
108800		1	0.0%
110000		17	0.3%
110600		1	0.0%
110846		1	0.0%
112000		1	0.0%
112500		1	0.0%
115000		1	0.0%
117500		1	0.0%
120000		27	0.5%
121250		1	0.0%
125000		8	0.1%
126000		1	0.0%
126365		1	0.0%
127000		1	0.0%
128000		1	0.0%

c5a: c5a How much did you prepay before arrival?

Value	Label	Cases	Percentage
130000		26	 0.5%
133285		1	 0.0%
135000		1	 0.0%
136400		1	 0.0%
137500		1	 0.0%
140000		9	 0.2%
143000		1	 0.0%
144934		1	 0.0%
150000		46	 0.8%
153400		1	 0.0%
155000		2	 0.0%
158400		1	 0.0%
159000		1	 0.0%
160000		7	 0.1%
165000		2	 0.0%
167000		1	 0.0%
170000		6	 0.1%
175000		11	 0.2%
180000		3	 0.1%
185000		1	 0.0%
186810		1	 0.0%
187000		1	 0.0%
189000		1	 0.0%
190000		7	 0.1%
195000		1	 0.0%
200000		23	 0.4%
210000		3	 0.1%
212000		1	 0.0%
212500		1	 0.0%
215000		1	 0.0%
225000		9	 0.2%
230000		3	 0.1%
235000		1	 0.0%
240000		1	 0.0%
245000		1	 0.0%
250000		19	 0.3%
265000		1	 0.0%
270000		2	 0.0%
275000		1	 0.0%
280000		1	 0.0%
285000		1	 0.0%
290000		4	 0.1%
300000		23	 0.4%
310000		1	 0.0%
320000		2	 0.0%

c5a: c5a How much did you prepay before arrival?

Value	Label	Cases	Percentage
325000		2	0.0%
330000		1	0.0%
340000		2	0.0%
341700		1	0.0%
350000		12	0.2%
370000		4	0.1%
372000		1	0.0%
375000		2	0.0%
380000		1	0.0%
385000		1	0.0%
395000		1	0.0%
400000		14	0.2%
410000		2	0.0%
420000		1	0.0%
425000		2	0.0%
430000		1	0.0%
440000		2	0.0%
445000		1	0.0%
450000		11	0.2%
460000		3	0.1%
465000		1	0.0%
470000		1	0.0%
475000		1	0.0%
480000		2	0.0%
486796		1	0.0%
490000		3	0.1%
500000		32	0.6%
506000		1	0.0%
510000		1	0.0%
515000		1	0.0%
520000		1	0.0%
530000		1	0.0%
550000		9	0.2%
560000		1	0.0%
567500		1	0.0%
570000		1	0.0%
580000		1	0.0%
590000		2	0.0%
600000		35	0.6%
620000		2	0.0%
625000		2	0.0%
630000		1	0.0%
640000		1	0.0%
650000		13	0.2%
660000		1	0.0%

c5a: c5a How much did you prepay before arrival?

Value	Label	Cases	Percentage
670000		1	0.0%
680000		2	0.0%
700000		27	0.5%
710000		1	0.0%
713077		1	0.0%
715000		1	0.0%
720000		2	0.0%
750000		11	0.2%
760000		1	0.0%
780000		2	0.0%
800000		23	0.4%
850000		8	0.1%
870000		3	0.1%
875000		1	0.0%
900000		14	0.2%
910000		1	0.0%
920000		1	0.0%
950000		2	0.0%
980000		1	0.0%
990000		1	0.0%
1000000		14	0.2%
1090000		1	0.0%
1100000		4	0.1%
1200000		5	0.1%
1220000		1	0.0%
1250000		2	0.0%
1350000		1	0.0%
1500000		5	0.1%
1900000		1	0.0%
2000000		1	0.0%
2050000		1	0.0%
2500000		2	0.0%
3000000		2	0.0%
3250000		2	0.0%
3500000		3	0.1%
3693694		1	0.0%
4000000		2	0.0%
4100000		1	0.0%
4250000		1	0.0%
4450000		1	0.0%
4500000		2	0.0%
4900000		1	0.0%
5000000		1	0.0%
5300000		1	0.0%
5331844		1	0.0%

c5a: c5a How much did you prepay before arrival?

Value	Label	Cases	Percentage
5480865		1	0.0%
5500000		1	0.0%
5741071		1	0.0%
6000000		4	0.1%
6170000		1	0.0%
6250000		1	0.0%
6288903		1	0.0%
6400000		1	0.0%
6450000		1	0.0%
6500000		2	0.0%
7500000		4	0.1%
8000000		1	0.0%
8100000		1	0.0%
8511062		1	0.0%
8517384		1	0.0%
8990000		2	0.0%
9000000		1	0.0%
9100000		1	0.0%
9400000		1	0.0%
9500000		1	0.0%
9800000		1	0.0%
9850000		2	0.0%
10000000		16	0.3%
10150000		1	0.0%
10319003		1	0.0%
10400000		1	0.0%
10500000		4	0.1%
10900000		2	0.0%
11000000		5	0.1%
11229571		1	0.0%
11900000		2	0.0%
12000000		23	0.4%
12400000		1	0.0%
12500000		4	0.1%
13000000		8	0.1%
13100000		1	0.0%
13782234		1	0.0%
14000000		6	0.1%
14759324		1	0.0%
15000000		11	0.2%
15635906		1	0.0%
16000000		3	0.1%
16500000		1	0.0%
21000000		2	0.0%
25000000		1	0.0%

# c5a: c5a How much did you prepay before arrival?			
Value	Label	Cases	Percentage
25403045		1	0.0%
30000000		1	0.0%
Sysmiss		1569	
Warning: these figures indicate the number of cases found in the data file. They cannot be interpreted as summary statistics of the population of interest.			
# c5b: c5b How much did you prepay before arrival? Type of currency			
Information	[Type= discrete] [Format=numeric] [Range= 1-19] [Missing=*]		
Statistics [NW/ W]	[Valid=5656 /-] [Invalid=1569 /-]		
Value	Label	Cases	Percentage
1	JPY	938	16.6%
2	CNY	1369	24.2%
3	HKD	727	12.9%
4	SGD	168	3.0%
5	KRW	586	10.4%
6	MYR	167	3.0%
7	THB	59	1.0%
8	USD	414	7.3%
9	CAD	20	0.4%
10	GBP	6	0.1%
11	EUR	65	1.1%
14	AUD	19	0.3%
16	NTD	865	15.3%
17	IDR	36	0.6%
18	PHP	103	1.8%
19	VND	114	2.0%
Sysmiss		1569	
Warning: these figures indicate the number of cases found in the data file. They cannot be interpreted as summary statistics of the population of interest.			
# c5c: c5c How much did you prepay before arrival? Air/ship fare			
Information	[Type= discrete] [Format=numeric] [Range= 1-2] [Missing=*]		
Statistics [NW/ W]	[Valid=5656 /-] [Invalid=1569 /-]		
Value	Label	Cases	Percentage
1	Include air/ship fare	2915	51.5%
2	Excluded air/ship fare	2741	48.5%
Sysmiss		1569	
Warning: these figures indicate the number of cases found in the data file. They cannot be interpreted as summary statistics of the population of interest.			
# c6_1: c6_1 Which of the following expenses did you prepay before arrival? Hotel			
Information	[Type= discrete] [Format=numeric] [Range= 0-1] [Missing=*]		
Statistics [NW/ W]	[Valid=5656 /-] [Invalid=1569 /-]		
Value	Label	Cases	Percentage
0	No	48	0.8%
1	Yes	5608	99.2%
Sysmiss		1569	
Warning: these figures indicate the number of cases found in the data file. They cannot be interpreted as summary statistics of the population of interest.			

# c6_1o: c6_1o How much did you prepay before arrival for Hotel?			
Information	[Type= discrete] [Format=numeric] [Range= 0-20403045] [Missing=*]		
Statistics [NW/ W]	[Valid=5656 /-] [Invalid=1569 /-]		
Value	Label	Cases	Percentage
0		1454	<div></div> 25.7%
8		1	0.0%
40		1	0.0%
50		5	0.1%
60		3	0.1%
64		1	0.0%
70		1	0.0%
75		7	0.1%
79		1	0.0%
80		8	0.1%
90		5	0.1%
95		1	0.0%
100		16	0.3%
105		3	0.1%
110		1	0.0%
115		1	0.0%
120		12	0.2%
124		1	0.0%
125		6	0.1%
128		1	0.0%
130		7	0.1%
132		1	0.0%
140		6	0.1%
147		1	0.0%
148		1	0.0%
150		26	0.5%
158		1	0.0%
160		2	0.0%
165		1	0.0%
170		5	0.1%
172		1	0.0%
173		1	0.0%
175		7	0.1%
180		13	0.2%
186		1	0.0%
190		1	0.0%
193		1	0.0%
194		1	0.0%
196		1	0.0%
200		37	0.7%
203		1	0.0%
210		5	0.1%
215		1	0.0%

c6_1o: c6_1o How much did you prepay before arrival for Hotel?

Value	Label	Cases	Percentage
218		1	0.0%
220		1	0.0%
225		3	0.1%
226		1	0.0%
227		1	0.0%
228		1	0.0%
229		1	0.0%
230		1	0.0%
240		15	0.3%
245		1	0.0%
250		45	0.8%
252		1	0.0%
255		2	0.0%
259		2	0.0%
260		4	0.1%
263		1	0.0%
264		1	0.0%
266		1	0.0%
269		1	0.0%
270		5	0.1%
275		1	0.0%
280		3	0.1%
290		1	0.0%
300		50	0.9%
310		1	0.0%
315		1	0.0%
320		8	0.1%
322		1	0.0%
324		1	0.0%
330		1	0.0%
334		1	0.0%
340		2	0.0%
350		16	0.3%
360		7	0.1%
370		1	0.0%
375		3	0.1%
385		1	0.0%
390		1	0.0%
400		35	0.6%
405		2	0.0%
410		1	0.0%
420		2	0.0%
421		1	0.0%
422		1	0.0%
440		4	0.1%









c6_1o: c6_1o How much did you prepay before arrival for Hotel?

Value	Label	Cases	Percentage
450		12	0.2%
455		1	0.0%
460		1	0.0%
480		5	0.1%
481		1	0.0%
486		1	0.0%
490		4	0.1%
500		52	0.9%
509		1	0.0%
510		2	0.0%
515		1	0.0%
519		1	0.0%
520		3	0.1%
525		3	0.1%
529		1	0.0%
546		1	0.0%
550		9	0.2%
555		1	0.0%
560		3	0.1%
565		1	0.0%
575		1	0.0%
580		2	0.0%
583		1	0.0%
600		71	1.3%
624		1	0.0%
625		2	0.0%
630		1	0.0%
650		7	0.1%
651		1	0.0%
660		1	0.0%
667		1	0.0%
670		1	0.0%
680		1	0.0%
690		1	0.0%
700		25	0.4%
716		1	0.0%
720		6	0.1%
735		1	0.0%
740		1	0.0%
750		25	0.4%
760		1	0.0%
775		2	0.0%
800		49	0.9%
802		1	0.0%
810		1	0.0%

c6_1o: c6_1o How much did you prepay before arrival for Hotel?

Value	Label	Cases	Percentage
825		1	0.0%
834		1	0.0%
840		2	0.0%
850		2	0.0%
870		1	0.0%
875		6	0.1%
880		2	0.0%
900		31	0.5%
925		1	0.0%
948		1	0.0%
950		3	0.1%
960		2	0.0%
980		5	0.1%
1000		92	1.6%
1003		1	0.0%
1020		1	0.0%
1050		14	0.2%
1068		1	0.0%
1080		1	0.0%
1100		9	0.2%
1125		1	0.0%
1140		1	0.0%
1150		4	0.1%
1160		1	0.0%
1167		1	0.0%
1175		1	0.0%
1200		66	1.2%
1224		1	0.0%
1225		2	0.0%
1250		29	0.5%
1274		1	0.0%
1280		1	0.0%
1300		14	0.2%
1334		2	0.0%
1350		11	0.2%
1367		1	0.0%
1368		1	0.0%
1375		5	0.1%
1380		1	0.0%
1383		1	0.0%
1400		22	0.4%
1442		1	0.0%
1450		1	0.0%
1472		1	0.0%
1485		1	0.0%

c6_1o: c6_1o How much did you prepay before arrival for Hotel?

Value	Label	Cases	Percentage
1500		111	 2.0%
1540		1	0.0%
1550		2	0.0%
1560		4	0.1%
1572		1	0.0%
1575		1	0.0%
1600		32	 0.6%
1620		2	0.0%
1625		1	0.0%
1631		1	0.0%
1632		1	0.0%
1650		3	0.1%
1667		1	0.0%
1700		4	0.1%
1715		1	0.0%
1725		1	0.0%
1738		1	0.0%
1740		1	0.0%
1750		26	 0.5%
1760		1	0.0%
1800		62	 1.1%
1820		1	0.0%
1834		1	0.0%
1850		3	0.1%
1890		1	0.0%
1900		2	0.0%
1950		1	0.0%
1960		1	0.0%
1980		1	0.0%
2000		128	 2.3%
2010		1	0.0%
2025		1	0.0%
2064		1	0.0%
2080		1	0.0%
2096		1	0.0%
2100		32	 0.6%
2125		1	0.0%
2143		1	0.0%
2144		1	0.0%
2150		2	0.0%
2184		1	0.0%
2188		1	0.0%
2200		12	 0.2%
2250		21	 0.4%
2275		1	0.0%

c6_1o: c6_1o How much did you prepay before arrival for Hotel?

Value	Label	Cases	Percentage
2300		5	0.1%
2334		1	0.0%
2342		1	0.0%
2350		1	0.0%
2400		49	0.9%
2445		1	0.0%
2500		75	1.3%
2515		1	0.0%
2550		1	0.0%
2600		8	0.1%
2671		1	0.0%
2700		17	0.3%
2718		1	0.0%
2750		5	0.1%
2780		1	0.0%
2800		45	0.8%
2860		1	0.0%
2900		3	0.1%
3000		124	2.2%
3052		1	0.0%
3100		1	0.0%
3150		1	0.0%
3158		2	0.0%
3180		1	0.0%
3200		17	0.3%
3250		5	0.1%
3300		7	0.1%
3334		1	0.0%
3400		3	0.1%
3405		1	0.0%
3444		1	0.0%
3450		1	0.0%
3500		48	0.8%
3534		1	0.0%
3600		31	0.5%
3700		1	0.0%
3750		15	0.3%
3800		3	0.1%
3850		1	0.0%
3900		4	0.1%
3913		2	0.0%
4000		72	1.3%
4050		1	0.0%
4100		1	0.0%
4125		1	0.0%

c6_1o: c6_1o How much did you prepay before arrival for Hotel?

Value	Label	Cases	Percentage
4167		1	0.0%
4189		1	0.0%
4200		13	0.2%
4250		5	0.1%
4300		1	0.0%
4341		1	0.0%
4348		1	0.0%
4380		1	0.0%
4400		4	0.1%
4480		1	0.0%
4500		38	0.7%
4750		1	0.0%
4800		15	0.3%
4850		1	0.0%
4900		2	0.0%
5000		73	1.3%
5200		4	0.1%
5250		11	0.2%
5290		1	0.0%
5340		1	0.0%
5400		8	0.1%
5500		12	0.2%
5600		11	0.2%
5655		1	0.0%
5700		1	0.0%
5720		1	0.0%
6000		80	1.4%
6100		1	0.0%
6250		3	0.1%
6300		2	0.0%
6316		1	0.0%
6400		6	0.1%
6500		10	0.2%
6600		3	0.1%
6650		1	0.0%
6800		5	0.1%
6900		1	0.0%
6941		1	0.0%
7000		35	0.6%
7150		1	0.0%
7200		11	0.2%
7350		2	0.0%
7500		26	0.5%
7531		1	0.0%
7600		2	0.0%

# c6_1o: c6_1o How much did you prepay before arrival for Hotel?			
Value	Label	Cases	Percentage
7700		2	0.0%
7750		2	0.0%
8000		47	0.8%
8100		1	0.0%
8200		1	0.0%
8451		1	0.0%
8462		1	0.0%
8500		3	0.1%
8600		2	0.0%
8700		1	0.0%
8750		3	0.1%
8800		2	0.0%
9000		26	0.5%
9100		4	0.1%
9270		1	0.0%
9300		1	0.0%
9334		1	0.0%
9375		1	0.0%
9500		3	0.1%
9600		1	0.0%
9800		3	0.1%
10000		73	1.3%
10200		1	0.0%
10300		1	0.0%
10350		1	0.0%
10454		1	0.0%
10470		1	0.0%
10500		9	0.2%
10524		2	0.0%
10678		1	0.0%
10750		1	0.0%
10800		2	0.0%
10900		1	0.0%
11000		4	0.1%
11200		1	0.0%
11250		3	0.1%
11400		3	0.1%
11900		1	0.0%
12000		39	0.7%
12198		1	0.0%
12200		1	0.0%
12271		1	0.0%
12500		6	0.1%
12600		1	0.0%
12800		1	0.0%

c6_1o: c6_1o How much did you prepay before arrival for Hotel?

Value	Label	Cases	Percentage
13000		8	0.1%
13067		1	0.0%
13200		1	0.0%
13300		3	0.1%
13400		1	0.0%
13447		1	0.0%
13500		4	0.1%
13750		1	0.0%
13800		1	0.0%
13860		1	0.0%
14000		14	0.2%
14340		1	0.0%
14400		2	0.0%
14500		1	0.0%
14587		1	0.0%
14700		1	0.0%
15000		32	0.6%
15714		1	0.0%
16000		27	0.5%
16346		1	0.0%
16500		2	0.0%
17000		2	0.0%
17380		1	0.0%
17473		1	0.0%
17500		4	0.1%
17662		1	0.0%
18000		34	0.6%
18200		1	0.0%
18500		1	0.0%
19050		1	0.0%
19200		1	0.0%
19500		2	0.0%
19800		3	0.1%
20000		56	1.0%
20400		1	0.0%
20875		1	0.0%
21000		7	0.1%
21211		1	0.0%
21500		1	0.0%
22000		9	0.2%
22400		1	0.0%
22500		2	0.0%
23000		1	0.0%
23100		1	0.0%
24000		21	0.4%

c6_1o: c6_1o How much did you prepay before arrival for Hotel?

Value	Label	Cases	Percentage
25000		16	0.3%
25600		1	0.0%
26000		10	0.2%
26500		1	0.0%
26600		1	0.0%
27000		11	0.2%
27500		2	0.0%
28000		23	0.4%
28500		1	0.0%
29000		1	0.0%
29250		1	0.0%
29508		1	0.0%
30000		86	1.5%
30074		1	0.0%
30250		1	0.0%
30500		1	0.0%
30769		1	0.0%
31000		1	0.0%
32000		30	0.5%
32500		4	0.1%
33000		12	0.2%
33104		1	0.0%
33285		1	0.0%
33500		1	0.0%
33600		1	0.0%
34000		1	0.0%
34400		1	0.0%
34800		1	0.0%
35000		20	0.4%
36000		47	0.8%
36500		1	0.0%
38000		4	0.1%
38750		1	0.0%
39000		10	0.2%
40000		48	0.8%
41000		2	0.0%
41281		1	0.0%
42000		67	1.2%
43000		1	0.0%
43591		1	0.0%
43717		1	0.0%
44000		5	0.1%
45000		15	0.3%
46000		1	0.0%
46121		1	0.0%

c6_1o: c6_1o How much did you prepay before arrival for Hotel?

Value	Label	Cases	Percentage
48000		13	0.2%
49000		2	0.0%
50000		33	0.6%
50800		1	0.0%
51000		8	0.1%
52000		5	0.1%
52137		1	0.0%
54000		12	0.2%
55000		3	0.1%
56000		8	0.1%
57500		1	0.0%
60000		39	0.7%
63000		1	0.0%
64000		2	0.0%
65000		3	0.1%
66000		6	0.1%
67000		1	0.0%
68000		2	0.0%
69000		1	0.0%
70000		8	0.1%
70200		1	0.0%
72000		10	0.2%
72615		1	0.0%
75000		14	0.2%
76667		1	0.0%
78000		1	0.0%
80000		17	0.3%
81000		1	0.0%
83694		1	0.0%
84000		4	0.1%
85000		3	0.1%
86365		1	0.0%
88000		1	0.0%
88820		1	0.0%
90000		8	0.1%
94934		1	0.0%
100000		31	0.5%
105000		2	0.0%
110000		2	0.0%
112500		1	0.0%
117500		1	0.0%
120000		21	0.4%
121250		1	0.0%
125000		8	0.1%
130000		4	0.1%

c6_1o: c6_1o How much did you prepay before arrival for Hotel?

Value	Label	Cases	Percentage
135000		1	0.0%
136400		1	0.0%
136796		1	0.0%
140000		8	0.1%
150000		45	0.8%
158400		1	0.0%
159000		1	0.0%
160000		4	0.1%
165000		2	0.0%
170000		3	0.1%
175000		15	0.3%
180000		13	0.2%
185000		2	0.0%
190000		5	0.1%
200000		27	0.5%
205000		1	0.0%
210000		7	0.1%
212500		1	0.0%
220000		1	0.0%
225000		7	0.1%
230000		2	0.0%
240000		12	0.2%
245000		1	0.0%
250000		26	0.5%
270000		1	0.0%
275000		2	0.0%
280000		7	0.1%
285000		1	0.0%
290000		1	0.0%
294000		1	0.0%
300000		37	0.7%
320000		6	0.1%
323077		1	0.0%
330000		3	0.1%
340000		1	0.0%
350000		11	0.2%
360000		8	0.1%
367500		2	0.0%
370000		1	0.0%
375000		2	0.0%
385000		1	0.0%
400000		21	0.4%
410000		1	0.0%
420000		4	0.1%
440000		2	0.0%

# c6_1o: c6_1o How much did you prepay before arrival for Hotel?			
Value	Label	Cases	Percentage
450000		8	0.1%
460000		1	0.0%
475000		2	0.0%
480000		2	0.0%
490000		1	0.0%
500000		12	0.2%
510000		4	0.1%
540000		1	0.0%
560000		1	0.0%
600000		10	0.2%
625000		1	0.0%
700000		3	0.1%
793694		1	0.0%
800000		1	0.0%
880000		1	0.0%
900000		3	0.1%
1000000		2	0.0%
1500000		2	0.0%
1600000		3	0.1%
2000000		2	0.0%
2170000		1	0.0%
2200000		2	0.0%
2250000		3	0.1%
2288903		1	0.0%
2331844		1	0.0%
2400000		3	0.1%
2500000		3	0.1%
2700000		1	0.0%
2741071		1	0.0%
2940000		1	0.0%
3000000		8	0.1%
3017384		1	0.0%
3250000		2	0.0%
3450000		1	0.0%
3500000		2	0.0%
3600000		1	0.0%
3782234		1	0.0%
3920000		1	0.0%
4000000		2	0.0%
4319003		1	0.0%
4450000		1	0.0%
4500000		1	0.0%
4511062		1	0.0%
5000000		3	0.1%
5229571		1	0.0%

# c6_1o: c6_1o How much did you prepay before arrival for Hotel?			
Value	Label	Cases	Percentage
5300000		1	0.0%
5500000		1	0.0%
5600000		1	0.0%
6000000		3	0.1%
6300000		2	0.0%
6900000		1	0.0%
7200000		1	0.0%
7500000		2	0.0%
8000000		1	0.0%
8259324		1	0.0%
8400000		1	0.0%
8500000		1	0.0%
10035906		1	0.0%
20403045		1	0.0%
Sysmiss		1569	
Warning: these figures indicate the number of cases found in the data file. They cannot be interpreted as summary statistics of the population of interest.			
# c6_2: c6_2 Which of the following expenses did you prepay before arrival? Restaurants outside hotel			
Information	[Type= discrete] [Format=numeric] [Range= 0-1] [Missing=*]		
Statistics [NW/ W]	[Valid=5656 /-] [Invalid=1569 /-]		
Value	Label	Cases	Percentage
0	No	4122	72.9%
1	Yes	1534	27.1%
Sysmiss		1569	
Warning: these figures indicate the number of cases found in the data file. They cannot be interpreted as summary statistics of the population of interest.			
# c6_2o: c6_2o How much did you prepay before arrival for Restaurants outside hotel?			
Information	[Type= discrete] [Format=numeric] [Range= 0-1800000] [Missing=*]		
Statistics [NW/ W]	[Valid=5656 /-] [Invalid=1569 /-]		
Value	Label	Cases	Percentage
0		5525	97.7%
10		1	0.0%
30		1	0.0%
40		2	0.0%
50		1	0.0%
55		1	0.0%
60		2	0.0%
63		1	0.0%
70		1	0.0%
84		1	0.0%
100		2	0.0%
120		5	0.1%
150		5	0.1%
160		2	0.0%
180		1	0.0%
200		5	0.1%

c6_2o: c6_2o How much did you prepay before arrival for Restaurants outside hotel?

Value	Label	Cases	Percentage
210		1	0.0%
225		1	0.0%
300		5	0.1%
310		2	0.0%
315		1	0.0%
320		2	0.0%
350		4	0.1%
400		2	0.0%
420		5	0.1%
450		2	0.0%
470		1	0.0%
500		10	0.2%
600		8	0.1%
700		4	0.1%
735		1	0.0%
800		1	0.0%
840		1	0.0%
900		1	0.0%
1000		2	0.0%
1100		2	0.0%
1200		4	0.1%
2000		1	0.0%
2400		1	0.0%
2800		1	0.0%
3000		4	0.1%
4000		1	0.0%
4200		2	0.0%
5000		1	0.0%
6000		1	0.0%
8000		2	0.0%
10000		1	0.0%
12000		1	0.0%
13200		1	0.0%
15000		2	0.0%
16000		1	0.0%
18000		1	0.0%
20000		2	0.0%
30000		1	0.0%
60000		2	0.0%
70000		2	0.0%
74000		1	0.0%
90000		1	0.0%
126000		1	0.0%
157500		2	0.0%
240000		1	0.0%

# c6_2o: c6_2o How much did you prepay before arrival for Restaurants outside hotel?			
Value	Label	Cases	Percentage
640000		1	0.0%
950000		1	0.0%
1200000		1	0.0%
1260000		1	0.0%
1680000		1	0.0%
1800000		1	0.0%
Sysmiss		1569	
Warning: these figures indicate the number of cases found in the data file. They cannot be interpreted as summary statistics of the population of interest.			
# c6_3: c6_3 Which of the following expenses did you prepay before arrival? Local transportation			
Information	[Type= discrete] [Format=numeric] [Range= 0-1] [Missing=*]		
Statistics [NW/ W]	[Valid=5656 /-] [Invalid=1569 /-]		
Value	Label	Cases	Percentage
0	No	3994	70.6%
1	Yes	1662	29.4%
Sysmiss		1569	
Warning: these figures indicate the number of cases found in the data file. They cannot be interpreted as summary statistics of the population of interest.			
# c6_3o: c6_3o How much did you prepay before arrival for Local transportation?			
Information	[Type= discrete] [Format=numeric] [Range= 0-2000000] [Missing=*]		
Statistics [NW/ W]	[Valid=5656 /-] [Invalid=1569 /-]		
Value	Label	Cases	Percentage
0		5398	95.4%
19		1	0.0%
20		1	0.0%
30		2	0.0%
40		3	0.1%
43		1	0.0%
50		3	0.1%
55		1	0.0%
60		3	0.1%
63		1	0.0%
70		1	0.0%
78		1	0.0%
80		1	0.0%
84		1	0.0%
89		1	0.0%
100		7	0.1%
105		1	0.0%
112		1	0.0%
115		1	0.0%
120		6	0.1%
125		1	0.0%
130		1	0.0%
140		1	0.0%
150		4	0.1%

c6_3o: c6_3o How much did you prepay before arrival for Local transportation?

Value	Label	Cases	Percentage
160		3	0.1%
175		1	0.0%
180		2	0.0%
200		9	0.2%
210		1	0.0%
230		1	0.0%
233		1	0.0%
250		2	0.0%
271		1	0.0%
275		3	0.1%
289		1	0.0%
300		6	0.1%
310		1	0.0%
315		1	0.0%
320		2	0.0%
325		1	0.0%
328		1	0.0%
333		1	0.0%
342		1	0.0%
350		4	0.1%
396		1	0.0%
399		1	0.0%
400		9	0.2%
420		4	0.1%
435		1	0.0%
450		3	0.1%
465		1	0.0%
500		17	0.3%
600		11	0.2%
700		8	0.1%
730		1	0.0%
735		1	0.0%
750		2	0.0%
778		1	0.0%
800		5	0.1%
850		1	0.0%
880		1	0.0%
889		1	0.0%
890		1	0.0%
900		2	0.0%
1000		7	0.1%
1018		1	0.0%
1100		1	0.0%
1112		1	0.0%
1185		1	0.0%

c6_3o: c6_3o How much did you prepay before arrival for Local transportation?

Value	Label	Cases	Percentage
1200		6	0.1%
1334		1	0.0%
1350		1	0.0%
1450		1	0.0%
1500		2	0.0%
1519		1	0.0%
1521		1	0.0%
1700		1	0.0%
1711		1	0.0%
1800		1	0.0%
2000		4	0.1%
2183		1	0.0%
2273		1	0.0%
2400		2	0.0%
2500		1	0.0%
2625		1	0.0%
2800		1	0.0%
3000		5	0.1%
3400		1	0.0%
3500		1	0.0%
4000		2	0.0%
4200		1	0.0%
4375		1	0.0%
5000		1	0.0%
5250		1	0.0%
5520		1	0.0%
5980		1	0.0%
6000		2	0.0%
6500		1	0.0%
7000		2	0.0%
7334		1	0.0%
7500		1	0.0%
9000		2	0.0%
10000		4	0.1%
12000		1	0.0%
14000		1	0.0%
15000		2	0.0%
16000		1	0.0%
17334		1	0.0%
18000		1	0.0%
28000		1	0.0%
30000		1	0.0%
50000		1	0.0%
60000		2	0.0%
70000		2	0.0%

# c6_3o: c6_3o How much did you prepay before arrival for Local transportation?			
Value	Label	Cases	Percentage
74000		1	0.0%
80000		1	0.0%
90000		1	0.0%
100000		2	0.0%
126000		1	0.0%
157500		2	0.0%
200000		2	0.0%
500000		1	0.0%
640000		1	0.0%
950000		1	0.0%
1000000		1	0.0%
1200000		1	0.0%
1260000		1	0.0%
1680000		1	0.0%
1800000		1	0.0%
2000000		1	0.0%
Sysmiss		1569	
Warning: these figures indicate the number of cases found in the data file. They cannot be interpreted as summary statistics of the population of interest.			
# c6_4: c6_4 Which of the following expenses did you prepay before arrival? Entertainment			
Information	[Type= discrete] [Format=numeric] [Range= 0-1] [Missing=*]		
Statistics [NW/ W]	[Valid=5656 /-] [Invalid=1569 /-]		
Value	Label	Cases	Percentage
0	No	3978	<div></div> 70.3%
1	Yes	1678	<div></div> 29.7%
Sysmiss		1569	
Warning: these figures indicate the number of cases found in the data file. They cannot be interpreted as summary statistics of the population of interest.			
# c6_4o: c6_4o How much did you prepay before arrival for Entertainment?			
Information	[Type= discrete] [Format=numeric] [Range= 0-3800000] [Missing=*]		
Statistics [NW/ W]	[Valid=5656 /-] [Invalid=1569 /-]		
Value	Label	Cases	Percentage
0		5385	<div></div> 95.2%
13		1	0.0%
30		2	0.0%
50		1	0.0%
59		1	0.0%
60		2	0.0%
75		2	0.0%
80		1	0.0%
90		1	0.0%
100		6	0.1%
110		1	0.0%
120		3	0.1%
126		1	0.0%
132		1	0.0%

c6_4o: c6_4o How much did you prepay before arrival for Entertainment?

Value	Label	Cases	Percentage
135		1	0.0%
150		5	0.1%
168		1	0.0%
175		3	0.1%
180		1	0.0%
188		1	0.0%
200		6	0.1%
204		1	0.0%
240		1	0.0%
250		4	0.1%
275		1	0.0%
299		1	0.0%
300		9	0.2%
325		1	0.0%
400		3	0.1%
420		1	0.0%
450		1	0.0%
500		2	0.0%
600		5	0.1%
625		1	0.0%
630		4	0.1%
650		3	0.1%
667		1	0.0%
700		4	0.1%
735		1	0.0%
800		3	0.1%
840		3	0.1%
850		1	0.0%
900		5	0.1%
1000		19	0.3%
1100		1	0.0%
1200		10	0.2%
1250		2	0.0%
1334		2	0.0%
1400		2	0.0%
1470		1	0.0%
1500		3	0.1%
1800		2	0.0%
2000		5	0.1%
2100		3	0.1%
2310		1	0.0%
2400		1	0.0%
2450		1	0.0%
2500		2	0.0%
2800		1	0.0%

c6_4o: c6_4o How much did you prepay before arrival for Entertainment?

Value	Label	Cases	Percentage
3000		5	0.1%
3800		1	0.0%
4000		7	0.1%
4200		1	0.0%
4500		1	0.0%
4600		1	0.0%
5000		8	0.1%
5200		1	0.0%
5347		1	0.0%
5600		1	0.0%
5800		1	0.0%
6000		3	0.1%
6300		1	0.0%
6500		1	0.0%
7500		1	0.0%
8000		2	0.0%
8200		1	0.0%
8400		1	0.0%
10000		9	0.2%
12000		3	0.1%
14000		1	0.0%
15000		6	0.1%
17000		1	0.0%
19000		1	0.0%
20000		7	0.1%
22000		2	0.0%
24000		1	0.0%
25000		2	0.0%
30000		5	0.1%
34000		1	0.0%
35000		2	0.0%
40000		3	0.1%
45000		1	0.0%
50000		3	0.1%
56000		1	0.0%
60000		1	0.0%
65000		1	0.0%
66000		1	0.0%
70000		1	0.0%
75000		4	0.1%
80000		1	0.0%
100000		2	0.0%
126000		2	0.0%
130000		1	0.0%
140000		1	0.0%

# c6_4o: c6_4o How much did you prepay before arrival for Entertainment?			
Value	Label	Cases	Percentage
150000		1	0.0%
175000		1	0.0%
180000		1	0.0%
200000		2	0.0%
252000		1	0.0%
315000		2	0.0%
400000		1	0.0%
1000000		1	0.0%
1200000		1	0.0%
1900000		1	0.0%
2520000		1	0.0%
2600000		1	0.0%
3360000		1	0.0%
3800000		1	0.0%
Sysmiss		1569	
Warning: these figures indicate the number of cases found in the data file. They cannot be interpreted as summary statistics of the population of interest.			
# c6_5: c6_5 Which of the following expenses did you prepay before arrival? Miscellaneous expenses			
Information	[Type= discrete] [Format=numeric] [Range= 0-1] [Missing=*]		
Statistics [NW/ W]	[Valid=5656 /-] [Invalid=1569 /-]		
Value	Label	Cases	Percentage
0	No	3815	67.5%
1	Yes	1841	32.5%
Sysmiss		1569	
Warning: these figures indicate the number of cases found in the data file. They cannot be interpreted as summary statistics of the population of interest.			
# c6_5o: c6_5o How much did you prepay before arrival for Miscellaneous expenses?			
Information	[Type= discrete] [Format=numeric] [Range= 0-3500000] [Missing=*]		
Statistics [NW/ W]	[Valid=5656 /-] [Invalid=1569 /-]		
Value	Label	Cases	Percentage
0		5218	92.3%
10		1	0.0%
15		1	0.0%
20		5	0.1%
21		1	0.0%
25		1	0.0%
28		1	0.0%
30		3	0.1%
35		1	0.0%
36		1	0.0%
40		5	0.1%
45		1	0.0%
48		2	0.0%
49		3	0.1%
50		12	0.2%
54		1	0.0%

c6_5o: c6_5o How much did you prepay before arrival for Miscellaneous expenses?

Value	Label	Cases	Percentage
56		2	0.0%
58		1	0.0%
60		15	0.3%
63		1	0.0%
64		1	0.0%
65		1	0.0%
66		1	0.0%
68		1	0.0%
69		1	0.0%
70		4	0.1%
72		3	0.1%
75		1	0.0%
80		16	0.3%
84		1	0.0%
89		1	0.0%
90		3	0.1%
92		1	0.0%
97		1	0.0%
100		33	0.6%
105		1	0.0%
106		1	0.0%
108		1	0.0%
110		2	0.0%
120		8	0.1%
125		2	0.0%
130		2	0.0%
140		3	0.1%
150		11	0.2%
160		2	0.0%
180		1	0.0%
183		1	0.0%
190		1	0.0%
200		24	0.4%
230		1	0.0%
240		4	0.1%
245		1	0.0%
250		2	0.0%
260		1	0.0%
270		1	0.0%
299		1	0.0%
300		7	0.1%
320		1	0.0%
331		1	0.0%
350		1	0.0%
356		1	0.0%

c6_5o: c6_5o How much did you prepay before arrival for Miscellaneous expenses?

Value	Label	Cases	Percentage
400		6	0.1%
500		8	0.1%
533		2	0.0%
550		1	0.0%
555		1	0.0%
560		1	0.0%
600		3	0.1%
700		1	0.0%
800		7	0.1%
900		3	0.1%
980		1	0.0%
1000		16	0.3%
1040		1	0.0%
1050		1	0.0%
1200		3	0.1%
1400		5	0.1%
1500		9	0.2%
1700		1	0.0%
1800		4	0.1%
2000		18	0.3%
2400		1	0.0%
2500		4	0.1%
2650		1	0.0%
2700		1	0.0%
2900		1	0.0%
3000		30	0.5%
3500		2	0.0%
3600		2	0.0%
3900		1	0.0%
4000		9	0.2%
4500		2	0.0%
5000		18	0.3%
5320		1	0.0%
5360		1	0.0%
5600		1	0.0%
6000		10	0.2%
6500		1	0.0%
7000		6	0.1%
8000		3	0.1%
8500		1	0.0%
10000		8	0.1%
10200		1	0.0%
15000		4	0.1%
20000		2	0.0%
21000		2	0.0%

# c6_5o: c6_5o How much did you prepay before arrival for Miscellaneous expenses?			
Value	Label	Cases	Percentage
22000		1	0.0%
24000		2	0.0%
25000		3	0.1%
30000		2	0.0%
40000		1	0.0%
42000		1	0.0%
50000		1	0.0%
52500		2	0.0%
60000		3	0.1%
70000		1	0.0%
210000		1	0.0%
320000		1	0.0%
420000		2	0.0%
560000		1	0.0%
600000		1	0.0%
3500000		1	0.0%
Sysmiss		1569	
Warning: these figures indicate the number of cases found in the data file. They cannot be interpreted as summary statistics of the population of interest.			
# c6_6: c6_6 Which of the following expenses did you prepay before arrival? Shopping			
Information	[Type= discrete] [Format=numeric] [Range= 0-1] [Missing=*]		
Statistics [NW/ W]	[Valid=5656 /-] [Invalid=1569 /-]		
Value	Label	Cases	Percentage
0	No	5656	<div></div> 100.0%
1	Yes	0	
Sysmiss		1569	
Warning: these figures indicate the number of cases found in the data file. They cannot be interpreted as summary statistics of the population of interest.			
# c6_6o: c6_6o How much you prepay before arrival for Shopping?			
Information	[Type= discrete] [Format=numeric] [Range= 0-0] [Missing=*]		
Statistics [NW/ W]	[Valid=5656 /-] [Invalid=1569 /-]		
Value	Label	Cases	Percentage
0		5656	<div></div> 100.0%
Sysmiss		1569	
Warning: these figures indicate the number of cases found in the data file. They cannot be interpreted as summary statistics of the population of interest.			
# c7: c7 How much money in total did you spend in Taiwan on this trip?			
Information	[Type= continuous] [Format=numeric] [Range= 0-49000000] [Missing=*]		
Statistics [NW/ W]	[Valid=7225 /-] [Invalid=0 /-] [Mean=162937.399 /-] [StdDev=1460361.351 /-]		
# c7o: c7o How much money in total did you spend in Taiwan on this trip? Type of currency			
Information	[Type= discrete] [Format=numeric] [Range= 1-19] [Missing=*]		
Statistics [NW/ W]	[Valid=7223 /-] [Invalid=2 /-]		
Value	Label	Cases	Percentage
1	JPY	878	<div></div> 12.2%
2	CNY	1282	<div></div> 17.7%

c7o: c7o How much money in total did you spend in Taiwan on this trip? Type of currency

Value	Label	Cases	Percentage
3	HKD	569	<div><div></div></div> 7.9%
4	SGD	127	<div><div></div></div> 1.8%
5	KRW	562	<div><div></div></div> 7.8%
6	MYR	101	<div><div></div></div> 1.4%
7	THB	35	<div><div></div></div> 0.5%
8	USD	451	<div><div></div></div> 6.2%
9	CAD	17	<div><div></div></div> 0.2%
10	GBP	7	<div><div></div></div> 0.1%
11	EUR	78	<div><div></div></div> 1.1%
14	AUD	19	<div><div></div></div> 0.3%
16	NTD	2974	<div><div></div></div> 41.2%
17	IDR	16	<div><div></div></div> 0.2%
18	PHP	52	<div><div></div></div> 0.7%
19	VND	55	<div><div></div></div> 0.8%
Sysmiss		2	

Warning: these figures indicate the number of cases found in the data file. They cannot be interpreted as summary statistics of the population of interest.

c8_1a: c8_1a Please itemize these expenses in terms of their amount or percentage: Hotel bills

Information	[Type= continuous] [Format=numeric] [Range= 0-1500000] [Missing=*]
Statistics [NW/ W]	[Valid=7225 /-] [Invalid=0 /-] [Mean=4011.249 /-] [StdDev=36255.221 /-]

c8_1b: c8_1b Please itemize these expenses in terms of their amount or percentage: Hotel bills(person)

Information	[Type= discrete] [Format=numeric] [Range= 1-7] [Missing=*]
Statistics [NW/ W]	[Valid=1092 /-] [Invalid=6133 /-]

Value	Label	Cases	Percentage
1		776	<div><div></div></div> 71.1%
2		245	<div><div></div></div> 22.4%
3		44	<div><div></div></div> 4.0%
4		15	<div><div></div></div> 1.4%
5		5	<div><div></div></div> 0.5%
6		4	<div><div></div></div> 0.4%
7		3	<div><div></div></div> 0.3%
Sysmiss		6133	

Warning: these figures indicate the number of cases found in the data file. They cannot be interpreted as summary statistics of the population of interest.

c8_2a: c8_2a Please itemize these expenses in terms of their amount or percentage: Meals excluding hotel meals

Information	[Type= continuous] [Format=numeric] [Range= 0-15000000] [Missing=*]
Statistics [NW/ W]	[Valid=7225 /-] [Invalid=0 /-] [Mean=44171.256 /-] [StdDev=387490.624 /-]

c8_2b: c8_2b Please itemize these expenses in terms of their amount or percentage: Meals excluding hotel meals(person)

Information	[Type= discrete] [Format=numeric] [Range= 1-11] [Missing=*]
Statistics [NW/ W]	[Valid=6509 /-] [Invalid=716 /-]

Value	Label	Cases	Percentage
1		4961	<div><div></div></div> 76.2%
2		1211	<div><div></div></div> 18.6%
3		187	<div><div></div></div> 2.9%

c8_2b: c8_2b Please itemize these expenses in terms of their amount or percentage: Meals excluding hotel meals(person)

Value	Label	Cases	Percentage
4		100	1.5%
5		22	0.3%
6		17	0.3%
7		6	0.1%
8		3	0.0%
9		1	0.0%
11		1	0.0%
Sysmiss		716	

Warning: these figures indicate the number of cases found in the data file. They cannot be interpreted as summary statistics of the population of interest.

c8_3a: c8_3a Please itemize these expenses in terms of their amount or percentage: Local transportation

Information	[Type= continuous] [Format=numeric] [Range= 0-10000000] [Missing=*]
Statistics [NW/ W]	[Valid=7225 /-] [Invalid=0 /-] [Mean=17567.313 /-] [StdDev=195366.863 /-]

c8_3b: c8_3b Please itemize these expenses in terms of their amount or percentage: Local transportation(person)

Information	[Type= discrete] [Format=numeric] [Range= 1-18] [Missing=*]
Statistics [NW/ W]	[Valid=5861 /-] [Invalid=1364 /-]

Value	Label	Cases	Percentage
1		4449	75.9%
2		1071	18.3%
3		178	3.0%
4		101	1.7%
5		18	0.3%
6		21	0.4%
7		12	0.2%
8		5	0.1%
9		1	0.0%
11		1	0.0%
13		2	0.0%
14		1	0.0%
18		1	0.0%
Sysmiss		1364	

Warning: these figures indicate the number of cases found in the data file. They cannot be interpreted as summary statistics of the population of interest.

c8_4a: c8_4a Please itemize these expenses in terms of their amount or percentage: Entertainment

Information	[Type= continuous] [Format=numeric] [Range= 0-5000000] [Missing=*]
Statistics [NW/ W]	[Valid=7225 /-] [Invalid=0 /-] [Mean=2461.196 /-] [StdDev=61100.145 /-]

c8_4b: c8_4b Please itemize these expenses in terms of their amount or percentage: Entertainment(person)

Information	[Type= discrete] [Format=numeric] [Range= 1-8] [Missing=*]
Statistics [NW/ W]	[Valid=1944 /-] [Invalid=5281 /-]

Value	Label	Cases	Percentage
1		1435	73.8%
2		402	20.7%
3		61	3.1%
4		35	1.8%

# c8_4b: c8_4b Please itemize these expenses in terms of their amount or percentage: Entertainment(person)			
Value	Label	Cases	Percentage
5		4	0.2%
6		3	0.2%
7		3	0.2%
8		1	0.1%
Sysmiss		5281	
Warning: these figures indicate the number of cases found in the data file. They cannot be interpreted as summary statistics of the population of interest.			
# c8_5a: c8_5a Please itemize these expenses in terms of their amount or percentage: Miscellaneous expenses			
Information	[Type= continuous] [Format=numeric] [Range= 0-2000000] [Missing=*]		
Statistics [NW/ W]	[Valid=7225 /-] [Invalid=0 /-] [Mean=3175.995 /-] [StdDev=44373.928 /-]		
# c8_5b: c8_5b Please itemize these expenses in terms of their amount or percentage: Miscellaneous expenses(person)			
Information	[Type= discrete] [Format=numeric] [Range= 1-8] [Missing=*]		
Statistics [NW/ W]	[Valid=1096 /-] [Invalid=6129 /-]		
Value	Label	Cases	Percentage
1		816	<div></div> 74.5%
2		231	<div></div> 21.1%
3		28	<div></div> 2.6%
4		13	<div></div> 1.2%
5		4	<div></div> 0.4%
6		2	<div></div> 0.2%
7		1	<div></div> 0.1%
8		1	<div></div> 0.1%
Sysmiss		6129	
Warning: these figures indicate the number of cases found in the data file. They cannot be interpreted as summary statistics of the population of interest.			
# c8_6a: c8_6a Please itemize these expenses in terms of their amount or percentage: Shopping			
Information	[Type= continuous] [Format=numeric] [Range= 0-36000000] [Missing=*]		
Statistics [NW/ W]	[Valid=7225 /-] [Invalid=0 /-] [Mean=91550.389 /-] [StdDev=1015006.098 /-]		
# c8_6b: c8_6b Please itemize these expenses in terms of their amount or percentage: Shopping(person)			
Information	[Type= discrete] [Format=numeric] [Range= 1-11] [Missing=*]		
Statistics [NW/ W]	[Valid=6816 /-] [Invalid=409 /-]		
Value	Label	Cases	Percentage
1		5226	<div></div> 76.7%
2		1234	<div></div> 18.1%
3		200	<div></div> 2.9%
4		109	<div></div> 1.6%
5		21	<div></div> 0.3%
6		15	<div></div> 0.2%
7		7	<div></div> 0.1%
8		2	<div></div> 0.0%
9		1	<div></div> 0.0%
11		1	<div></div> 0.0%
Sysmiss		409	
Warning: these figures indicate the number of cases found in the data file. They cannot be interpreted as summary statistics of the population of interest.			

# c8_6_1: c8_6_1 Please itemize these expenses in terms of their amount or percentage: Clothes or accessories			
Information	[Type= continuous] [Format=numeric] [Range= 0-12000000] [Missing=*]		
Statistics [NW/ W]	[Valid=7225 /-] [Invalid=0 /-] [Mean=13143.323 /-] [StdDev=283833.394 /-]		
# c8_6_2: c8_6_2 Please itemize these expenses in terms of their amount or percentage: Jewelry or jade			
Information	[Type= continuous] [Format=numeric] [Range= 0-900000] [Missing=*]		
Statistics [NW/ W]	[Valid=7225 /-] [Invalid=0 /-] [Mean=1229.309 /-] [StdDev=17302.168 /-]		
# c8_6_3: c8_6_3 Please itemize these expenses in terms of their amount or percentage: Souvenirs or handicraft products			
Information	[Type= continuous] [Format=numeric] [Range= 0-4000000] [Missing=*]		
Statistics [NW/ W]	[Valid=7225 /-] [Invalid=0 /-] [Mean=11554.995 /-] [StdDev=132076.992 /-]		
# c8_6_4: c8_6_4 Please itemize these expenses in terms of their amount or percentage: Cosmetics or perfumes			
Information	[Type= continuous] [Format=numeric] [Range= 0-10500000] [Missing=*]		
Statistics [NW/ W]	[Valid=7225 /-] [Invalid=0 /-] [Mean=14355.981 /-] [StdDev=273708.466 /-]		
# c8_6_5: c8_6_5 Please itemize these expenses in terms of their amount or percentage: Local special products			
Information	[Type= continuous] [Format=numeric] [Range= 0-28800000] [Missing=*]		
Statistics [NW/ W]	[Valid=7225 /-] [Invalid=0 /-] [Mean=45125.388 /-] [StdDev=566001.746 /-]		
# c8_6_6: c8_6_6 Please itemize these expenses in terms of their amount or percentage: Tobacco or alcohol			
Information	[Type= continuous] [Format=numeric] [Range= 0-300000] [Missing=*]		
Statistics [NW/ W]	[Valid=7225 /-] [Invalid=0 /-] [Mean=694.906 /-] [StdDev=8225.464 /-]		
# c8_6_7: c8_6_7 Please itemize these expenses in terms of their amount or percentage: Chinese herbal medicine or health food			
Information	[Type= continuous] [Format=numeric] [Range= 0-2000000] [Missing=*]		
Statistics [NW/ W]	[Valid=7225 /-] [Invalid=0 /-] [Mean=1125.88 /-] [StdDev=36746.46 /-]		
# c8_6_8: c8_6_8 Please itemize these expenses in terms of their amount or percentage: 3C or electric appliances			
Information	[Type= continuous] [Format=numeric] [Range= 0-76000] [Missing=*]		
Statistics [NW/ W]	[Valid=7225 /-] [Invalid=0 /-] [Mean=103.329 /-] [StdDev=1707.595 /-]		
# c8_6_9: c8_6_9 Please itemize these expenses in terms of their amount or percentage: Tea			
Information	[Type= continuous] [Format=numeric] [Range= 0-7200000] [Missing=*]		
Statistics [NW/ W]	[Valid=7225 /-] [Invalid=0 /-] [Mean=3275.353 /-] [StdDev=97384.43 /-]		
# c8_6_10: c8_6_10 Please itemize these expenses in terms of their amount or percentage: Others			
Information	[Type= continuous] [Format=numeric] [Range= 0-900000] [Missing=*]		
Statistics [NW/ W]	[Valid=7225 /-] [Invalid=0 /-] [Mean=941.926 /-] [StdDev=17548.18 /-]		
# c9: c9 Did you claim a tax refund prior to departure?			
Information	[Type= discrete] [Format=numeric] [Range= 1-2] [Missing=*]		
Statistics [NW/ W]	[Valid=7225 /-] [Invalid=0 /-]		
Value	Label	Cases	Percentage
1	Yes	1754	24.3%
2	No	5471	75.7%
Warning: these figures indicate the number of cases found in the data file. They cannot be interpreted as summary statistics of the population of interest.			
# c10: c10 Were the refund procedures easy to follow and convenient?			
Information	[Type= discrete] [Format=numeric] [Range= 1-2] [Missing=*]		

# c10: c10 Were the refund procedures easy to follow and convenient?			
Statistics [NW/ W]	[Valid=1754 /-] [Invalid=5471 /-]		
Value	Label	Cases	Percentage
1	Yes	1668	<div><div></div></div> 95.1%
2	No	86	<div><div></div></div> 4.9%
Sysmiss		5471	
Warning: these figures indicate the number of cases found in the data file. They cannot be interpreted as summary statistics of the population of interest.			
# c11_1: c11_1 How do you surf the internet during your stay in Taiwan? Never surf internet			
Information	[Type= discrete] [Format=numeric] [Range= 0-1] [Missing=*]		
Statistics [NW/ W]	[Valid=7225 /-] [Invalid=0 /-]		
Value	Label	Cases	Percentage
0	No	6905	<div><div></div></div> 95.6%
1	Yes	320	<div><div></div></div> 4.4%
Warning: these figures indicate the number of cases found in the data file. They cannot be interpreted as summary statistics of the population of interest.			
# c11_2: c11_2 How do you surf the internet during your stay in Taiwan? iTaiwan Free Wi-Fi			
Information	[Type= discrete] [Format=numeric] [Range= 0-1] [Missing=*]		
Statistics [NW/ W]	[Valid=7225 /-] [Invalid=0 /-]		
Value	Label	Cases	Percentage
0	No	5553	<div><div></div></div> 76.9%
1	Yes	1672	<div><div></div></div> 23.1%
Warning: these figures indicate the number of cases found in the data file. They cannot be interpreted as summary statistics of the population of interest.			
# c11_3: c11_3 How do you surf the internet during your stay in Taiwan? Other free Wi-Fi			
Information	[Type= discrete] [Format=numeric] [Range= 0-1] [Missing=*]		
Statistics [NW/ W]	[Valid=7225 /-] [Invalid=0 /-]		
Value	Label	Cases	Percentage
0	No	3747	<div><div></div></div> 51.9%
1	Yes	3478	<div><div></div></div> 48.1%
Warning: these figures indicate the number of cases found in the data file. They cannot be interpreted as summary statistics of the population of interest.			
# c11_4: c11_4 How do you surf the internet during your stay in Taiwan? international roaming			
Information	[Type= discrete] [Format=numeric] [Range= 0-1] [Missing=*]		
Statistics [NW/ W]	[Valid=7225 /-] [Invalid=0 /-]		
Value	Label	Cases	Percentage
0	No	6149	<div><div></div></div> 85.1%
1	Yes	1076	<div><div></div></div> 14.9%
Warning: these figures indicate the number of cases found in the data file. They cannot be interpreted as summary statistics of the population of interest.			
# c11_5: c11_5 How do you surf the internet during your stay in Taiwan? SIM cards			
Information	[Type= discrete] [Format=numeric] [Range= 0-1] [Missing=*]		
Statistics [NW/ W]	[Valid=7225 /-] [Invalid=0 /-]		
Value	Label	Cases	Percentage
0	No	4541	<div><div></div></div> 62.9%
1	Yes	2684	<div><div></div></div> 37.1%
Warning: these figures indicate the number of cases found in the data file. They cannot be interpreted as summary statistics of the population of interest.			

c11_5a: c11_5a How much you pay for SIM cards?

Information [Type= discrete] [Format=numeric] [Range= 0-500000] [Missing=*]

Statistics [NW/ W] [Valid=2684 /-] [Invalid=4541 /-]

Value	Label	Cases	Percentage
0		7	0.3%
5		1	0.0%
7		2	0.1%
8		2	0.1%
10		10	0.4%
11		1	0.0%
12		3	0.1%
13		3	0.1%
15		9	0.3%
17		2	0.1%
18		1	0.0%
19		1	0.0%
20		10	0.4%
21		3	0.1%
22		1	0.0%
23		1	0.0%
24		2	0.1%
25		3	0.1%
27		1	0.0%
28		1	0.0%
30		22	0.8%
32		2	0.1%
35		10	0.4%
36		1	0.0%
38		2	0.1%
39		1	0.0%
40		30	1.1%
42		1	0.0%
43		2	0.1%
44		1	0.0%
45		18	0.7%
46		2	0.1%
47		2	0.1%
48		8	0.3%
49		3	0.1%
50		58	2.2%
52		2	0.1%
54		2	0.1%
55		4	0.1%
56		5	0.2%
57		1	0.0%
58		6	0.2%
59		1	0.0%

c11_5a: c11_5a How much you pay for SIM cards?

Value	Label	Cases	Percentage
60		72	<div></div> 2.7%
63		2	<div></div> 0.1%
64		2	<div></div> 0.1%
65		14	<div></div> 0.5%
66		5	<div></div> 0.2%
67		2	<div></div> 0.1%
68		8	<div></div> 0.3%
70		35	<div></div> 1.3%
72		2	<div></div> 0.1%
75		8	<div></div> 0.3%
76		1	<div></div> 0.0%
77		1	<div></div> 0.0%
78		6	<div></div> 0.2%
79		1	<div></div> 0.0%
80		46	<div></div> 1.7%
84		1	<div></div> 0.0%
85		4	<div></div> 0.1%
88		7	<div></div> 0.3%
89		1	<div></div> 0.0%
90		18	<div></div> 0.7%
95		1	<div></div> 0.0%
97		1	<div></div> 0.0%
99		1	<div></div> 0.0%
100		92	<div></div> 3.4%
105		2	<div></div> 0.1%
109		2	<div></div> 0.1%
110		9	<div></div> 0.3%
120		10	<div></div> 0.4%
121		1	<div></div> 0.0%
125		4	<div></div> 0.1%
128		3	<div></div> 0.1%
130		5	<div></div> 0.2%
140		3	<div></div> 0.1%
150		14	<div></div> 0.5%
155		1	<div></div> 0.0%
160		5	<div></div> 0.2%
168		3	<div></div> 0.1%
170		1	<div></div> 0.0%
175		1	<div></div> 0.0%
178		2	<div></div> 0.1%
180		7	<div></div> 0.3%
188		4	<div></div> 0.1%
200		31	<div></div> 1.2%
220		1	<div></div> 0.0%
230		17	<div></div> 0.6%

c11_5a: c11_5a How much you pay for SIM cards?

Value	Label	Cases	Percentage
244		1	0.0%
250		73	2.7%
256		1	0.0%
260		3	0.1%
280		2	0.1%
283		1	0.0%
290		1	0.0%
299		3	0.1%
300		653	24.3%
320		2	0.1%
329		1	0.0%
350		30	1.1%
360		1	0.0%
375		1	0.0%
390		1	0.0%
399		4	0.1%
400		75	2.8%
450		70	2.6%
480		4	0.1%
499		3	0.1%
500		599	22.3%
505		1	0.0%
540		1	0.0%
550		6	0.2%
560		1	0.0%
580		1	0.0%
585		1	0.0%
599		2	0.1%
600		43	1.6%
650		1	0.0%
680		1	0.0%
699		3	0.1%
700		80	3.0%
750		5	0.2%
780		1	0.0%
799		1	0.0%
800		32	1.2%
850		2	0.1%
890		2	0.1%
899		1	0.0%
900		14	0.5%
950		4	0.1%
1000		112	4.2%
1100		3	0.1%
1200		13	0.5%

# c11_5a: c11_5a How much you pay for SIM cards?			
Value	Label	Cases	Percentage
1250		1	0.0%
1300		3	0.1%
1400		4	0.1%
1500		12	0.4%
1600		1	0.0%
1700		2	0.1%
1800		4	0.1%
2000		8	0.3%
2400		2	0.1%
2500		1	0.0%
3000		2	0.1%
3500		1	0.0%
4000		2	0.1%
5800		1	0.0%
7000		3	0.1%
8000		2	0.1%
8800		1	0.0%
9600		1	0.0%
9900		2	0.1%
10000		18	0.7%
11000		2	0.1%
12000		7	0.3%
13000		5	0.2%
14000		2	0.1%
15000		8	0.3%
17000		2	0.1%
17500		1	0.0%
20000		7	0.3%
24000		1	0.0%
25000		1	0.0%
30000		1	0.0%
40000		1	0.0%
50000		2	0.1%
60000		1	0.0%
150000		1	0.0%
200000		1	0.0%
215000		1	0.0%
220000		1	0.0%
250000		1	0.0%
500000		2	0.1%
Sysmiss		4541	
Warning: these figures indicate the number of cases found in the data file. They cannot be interpreted as summary statistics of the population of interest.			
# c11_5b: c11_5b What type of currency for SIM card do you pay?			
Information	[Type= discrete] [Format=numeric] [Range= 1-19] [Missing=*]		
Statistics [NW/ W]	[Valid=2677 /-] [Invalid=4548 /-]		

c11_5b: c11_5b What type of currency for SIM card do you pay?

Value	Label	Cases	Percentage
1	JPY	36	1.3%
2	CNY	327	12.2%
3	HKD	255	9.5%
4	SGD	23	0.9%
5	KRW	71	2.7%
6	MYR	15	0.6%
7	THB	15	0.6%
8	USD	29	1.1%
9	CAD	2	0.1%
10	GBP	0	
11	EUR	2	0.1%
14	AUD	0	
16	NTD	1894	70.8%
17	IDR	1	0.0%
18	PHP	1	0.0%
19	VND	6	0.2%
Sysmiss		4548	

Warning: these figures indicate the number of cases found in the data file. They cannot be interpreted as summary statistics of the population of interest.

c11_5c: c11_5c When do you buy the SIM cards? Before or After arriving in Taiwan?

Information	[Type= discrete] [Format=numeric] [Range= 1-2] [Missing=*]		
Statistics [NW/ W]	[Valid=2677 /-] [Invalid=4548 /-]		
Value	Label	Cases	Percentage
1	Before	818	30.6%
2	After	1859	69.4%
Sysmiss		4548	

Warning: these figures indicate the number of cases found in the data file. They cannot be interpreted as summary statistics of the population of interest.

# c11_6: c11_6 How do you surf the internet during your stay in Taiwan?Router			
Information	[Type= discrete] [Format=numeric] [Range= 0-1] [Missing=*]		
Statistics [NW/ W]	[Valid=7225 /-] [Invalid=0 /-]		
Value	Label	Cases	Percentage
0	No	6313	<div></div> 87.4%
1	Yes	912	<div></div> 12.6%
Warning: these figures indicate the number of cases found in the data file. They cannot be interpreted as summary statistics of the population of interest.			
# c11_6a: c11_6a How much you rent for router?			
Information	[Type= discrete] [Format=numeric] [Range= 0-730000] [Missing=*]		
Statistics [NW/ W]	[Valid=912 /-] [Invalid=6313 /-]		
Value	Label	Cases	Percentage
0		26	<div></div> 2.9%
5		4	<div></div> 0.4%
6		2	<div></div> 0.2%
7		1	<div></div> 0.1%
8		6	<div></div> 0.7%
9		4	<div></div> 0.4%
10		20	<div></div> 2.2%
11		1	<div></div> 0.1%
12		20	<div></div> 2.2%
13		1	<div></div> 0.1%
14		3	<div></div> 0.3%
15		11	<div></div> 1.2%
16		1	<div></div> 0.1%
17		1	<div></div> 0.1%
18		1	<div></div> 0.1%
19		2	<div></div> 0.2%
20		6	<div></div> 0.7%
21		1	<div></div> 0.1%
22		1	<div></div> 0.1%
24		4	<div></div> 0.4%
25		5	<div></div> 0.5%
26		1	<div></div> 0.1%
27		1	<div></div> 0.1%
28		1	<div></div> 0.1%
29		1	<div></div> 0.1%
30		10	<div></div> 1.1%
35		2	<div></div> 0.2%
38		3	<div></div> 0.3%
40		10	<div></div> 1.1%
45		3	<div></div> 0.3%
48		2	<div></div> 0.2%
49		2	<div></div> 0.2%
50		20	<div></div> 2.2%
52		3	<div></div> 0.3%
54		1	<div></div> 0.1%

c11_6a: c11_6a How much you rent for router?

Value	Label	Cases	Percentage
55		2	0.2%
56		2	0.2%
58		2	0.2%
60		11	1.2%
64		4	0.4%
65		2	0.2%
69		1	0.1%
70		9	1.0%
72		8	0.9%
75		4	0.4%
78		2	0.2%
79		2	0.2%
80		28	3.1%
84		6	0.7%
85		1	0.1%
88		2	0.2%
89		2	0.2%
90		7	0.8%
96		10	1.1%
98		1	0.1%
100		24	2.6%
104		1	0.1%
105		1	0.1%
108		2	0.2%
110		3	0.3%
120		21	2.3%
125		1	0.1%
132		1	0.1%
137		1	0.1%
140		4	0.4%
144		1	0.1%
150		13	1.4%
159		2	0.2%
160		4	0.4%
168		1	0.1%
180		4	0.4%
189		1	0.1%
200		11	1.2%
210		2	0.2%
222		1	0.1%
235		1	0.1%
240		7	0.8%
250		3	0.3%
255		1	0.1%
260		1	0.1%

c11_6a: c11_6a How much you rent for router?

Value	Label	Cases	Percentage
280		1	0.1%
300		11	1.2%
316		1	0.1%
320		1	0.1%
330		1	0.1%
350		4	0.4%
360		1	0.1%
400		3	0.3%
440		1	0.1%
450		2	0.2%
480		1	0.1%
500		23	2.5%
534		1	0.1%
550		2	0.2%
560		1	0.1%
580		1	0.1%
600		10	1.1%
688		3	0.3%
700		8	0.9%
760		1	0.1%
780		1	0.1%
790		1	0.1%
800		8	0.9%
837		1	0.1%
850		2	0.2%
880		1	0.1%
900		6	0.7%
980		2	0.2%
1000		28	3.1%
1050		1	0.1%
1125		1	0.1%
1200		11	1.2%
1300		1	0.1%
1350		1	0.1%
1400		3	0.3%
1500		16	1.8%
1600		1	0.1%
1700		1	0.1%
1800		3	0.3%
2000		55	6.0%
2100		2	0.2%
2300		1	0.1%
2400		1	0.1%
2500		10	1.1%
2520		1	0.1%

c11_6a: c11_6a How much you rent for router?

Value	Label	Cases	Percentage
2600		1	0.1%
2700		3	0.3%
2800		1	0.1%
2900		1	0.1%
3000		59	6.5%
3300		1	0.1%
3500		4	0.4%
3600		3	0.3%
3900		1	0.1%
4000		24	2.6%
4500		4	0.4%
4800		1	0.1%
5000		27	3.0%
5360		1	0.1%
5500		1	0.1%
5600		1	0.1%
6000		16	1.8%
6500		1	0.1%
7000		12	1.3%
7500		1	0.1%
8000		5	0.5%
8900		1	0.1%
9000		3	0.3%
10000		22	2.4%
10200		1	0.1%
11000		1	0.1%
11200		1	0.1%
12000		8	0.9%
13000		9	1.0%
14000		3	0.3%
15000		14	1.5%
18000		5	0.5%
20000		14	1.5%
22000		1	0.1%
24000		3	0.3%
25000		4	0.4%
26000		1	0.1%
27000		2	0.2%
30000		2	0.2%
35000		1	0.1%
36000		1	0.1%
38000		1	0.1%
40000		5	0.5%
45000		1	0.1%
60000		1	0.1%

# c11_6a: c11_6a How much you rent for router?			
Value	Label	Cases	Percentage
150000		1	<div></div> 0.1%
250000		1	<div></div> 0.1%
700000		1	<div></div> 0.1%
730000		1	<div></div> 0.1%
Sysmiss		6313	
Warning: these figures indicate the number of cases found in the data file. They cannot be interpreted as summary statistics of the population of interest.			
# c11_6b: c11_6b What type of currency for router do you rent?			
Information	[Type= discrete] [Format=numeric] [Range= 1-19] [Missing=*]		
Statistics [NW/ W]	[Valid=886 -/] [Invalid=6339 -/]		
Value	Label	Cases	Percentage
1	JPY	307	<div></div> 34.7%
2	CNY	238	<div></div> 26.9%
3	HKD	62	<div></div> 7.0%
4	SGD	27	<div></div> 3.0%
5	KRW	112	<div></div> 12.6%
6	MYR	12	<div></div> 1.4%
7	THB	1	<div></div> 0.1%
8	USD	11	<div></div> 1.2%
9	CAD	0	
10	GBP	0	
11	EUR	2	<div></div> 0.2%
14	AUD	1	<div></div> 0.1%
16	NTD	80	<div></div> 9.0%
17	IDR	1	<div></div> 0.1%
18	PHP	29	<div></div> 3.3%
19	VND	3	<div></div> 0.3%
Sysmiss		6339	
Warning: these figures indicate the number of cases found in the data file. They cannot be interpreted as summary statistics of the population of interest.			
# c11_6c: c11_6c When do you rent the SIM cards? Before or After arriving in Taiwan?			
Information	[Type= discrete] [Format=numeric] [Range= 1-2] [Missing=*]		
Statistics [NW/ W]	[Valid=912 -/] [Invalid=6313 -/]		
Value	Label	Cases	Percentage
1	Before	826	<div></div> 90.6%
2	After	86	<div></div> 9.4%
Sysmiss		6313	
Warning: these figures indicate the number of cases found in the data file. They cannot be interpreted as summary statistics of the population of interest.			
# d1_1: d1_1 Please check all activities that you have participated in during your stay in Taiwan: Eco tour			
Information	[Type= discrete] [Format=numeric] [Range= 0-1] [Missing=*]		
Statistics [NW/ W]	[Valid=7225 -/] [Invalid=0 -/]		
Value	Label	Cases	Percentage
0	No	6530	<div></div> 90.4%
1	Yes	695	<div></div> 9.6%
Warning: these figures indicate the number of cases found in the data file. They cannot be interpreted as summary statistics of the population of interest.			

d1_2: d1_2 Please check all activities that you have participated in during your stay in Taiwan: Sports or sporting competitions

Information	[Type= discrete] [Format=numeric] [Range= 0-1] [Missing=*]		
Statistics [NW/ W]	[Valid=7225 /-] [Invalid=0 /-]		
Value	Label	Cases	Percentage
0	No	7143	<div></div> 98.9%
1	Yes	82	<div></div> 1.1%

Warning: these figures indicate the number of cases found in the data file. They cannot be interpreted as summary statistics of the population of interest.

d1_3: d1_3 Please check all activities that you have participated in during your stay in Taiwan: Hot spring soaking

Information	[Type= discrete] [Format=numeric] [Range= 0-1] [Missing=*]		
Statistics [NW/ W]	[Valid=7225 /-] [Invalid=0 /-]		
Value	Label	Cases	Percentage
0	No	6319	<div></div> 87.5%
1	Yes	906	<div></div> 12.5%

Warning: these figures indicate the number of cases found in the data file. They cannot be interpreted as summary statistics of the population of interest.

d1_4: d1_4 Please check all activities that you have participated in during your stay in Taiwan: Taking wedding or salon shots

Information	[Type= discrete] [Format=numeric] [Range= 0-1] [Missing=*]		
Statistics [NW/ W]	[Valid=7225 /-] [Invalid=0 /-]		
Value	Label	Cases	Percentage
0	No	7207	<div></div> 99.8%
1	Yes	18	<div></div> 0.2%

Warning: these figures indicate the number of cases found in the data file. They cannot be interpreted as summary statistics of the population of interest.

d1_5: d1_5 Please check all activities that you have participated in during your stay in Taiwan: Exhibitions

Information	[Type= discrete] [Format=numeric] [Range= 0-1] [Missing=*]		
Statistics [NW/ W]	[Valid=7225 /-] [Invalid=0 /-]		
Value	Label	Cases	Percentage
0	No	4984	<div></div> 69.0%
1	Yes	2241	<div></div> 31.0%

Warning: these figures indicate the number of cases found in the data file. They cannot be interpreted as summary statistics of the population of interest.

d1_6: d1_6 Please check all activities that you have participated in during your stay in Taiwan: Cultural events

Information	[Type= discrete] [Format=numeric] [Range= 0-1] [Missing=*]		
Statistics [NW/ W]	[Valid=7225 /-] [Invalid=0 /-]		
Value	Label	Cases	Percentage
0	No	7175	<div></div> 99.3%
1	Yes	50	<div></div> 0.7%

Warning: these figures indicate the number of cases found in the data file. They cannot be interpreted as summary statistics of the population of interest.

d1_7: d1_7 Please check all activities that you have participated in during your stay in Taiwan: Festival activities

Information	[Type= discrete] [Format=numeric] [Range= 0-1] [Missing=*]		
Statistics [NW/ W]	[Valid=7225 /-] [Invalid=0 /-]		
Value	Label	Cases	Percentage
0	No	7121	<div></div> 98.6%
1	Yes	104	<div></div> 1.4%

Warning: these figures indicate the number of cases found in the data file. They cannot be interpreted as summary statistics of the population of interest.

# d1_8: d1_8 Please check all activities that you have participated in during your stay in Taiwan: Shopping			
Information	[Type= discrete] [Format=numeric] [Range= 0-1] [Missing=*]		
Statistics [NW/ W]	[Valid=7225 /-] [Invalid=0 /-]		
Value	Label	Cases	Percentage
0	No	409	<div><div></div></div> 5.7%
1	Yes	6816	<div><div></div></div> 94.3%
Warning: these figures indicate the number of cases found in the data file. They cannot be interpreted as summary statistics of the population of interest.			
# d1_9: d1_9 Please check all activities that you have participated in during your stay in Taiwan: Night market			
Information	[Type= discrete] [Format=numeric] [Range= 0-1] [Missing=*]		
Statistics [NW/ W]	[Valid=7225 /-] [Invalid=0 /-]		
Value	Label	Cases	Percentage
0	No	1401	<div><div></div></div> 19.4%
1	Yes	5824	<div><div></div></div> 80.6%
Warning: these figures indicate the number of cases found in the data file. They cannot be interpreted as summary statistics of the population of interest.			
# d1_10: d1_10 Please check all activities that you have participated in during your stay in Taiwan: Historical relics sightseeing			
Information	[Type= discrete] [Format=numeric] [Range= 0-1] [Missing=*]		
Statistics [NW/ W]	[Valid=7225 /-] [Invalid=0 /-]		
Value	Label	Cases	Percentage
0	No	4294	<div><div></div></div> 59.4%
1	Yes	2931	<div><div></div></div> 40.6%
Warning: these figures indicate the number of cases found in the data file. They cannot be interpreted as summary statistics of the population of interest.			
# d1_11: d1_11 Please check all activities that you have participated in during your stay in Taiwan: SPA, sauna			
Information	[Type= discrete] [Format=numeric] [Range= 0-1] [Missing=*]		
Statistics [NW/ W]	[Valid=7225 /-] [Invalid=0 /-]		
Value	Label	Cases	Percentage
0	No	7194	<div><div></div></div> 99.6%
1	Yes	31	<div><div></div></div> 0.4%
Warning: these figures indicate the number of cases found in the data file. They cannot be interpreted as summary statistics of the population of interest.			
# d1_12: d1_12 Please check all activities that you have participated in during your stay in Taiwan: Massage or acupressure			
Information	[Type= discrete] [Format=numeric] [Range= 0-1] [Missing=*]		
Statistics [NW/ W]	[Valid=7225 /-] [Invalid=0 /-]		
Value	Label	Cases	Percentage
0	No	6601	<div><div></div></div> 91.4%
1	Yes	624	<div><div></div></div> 8.6%
Warning: these figures indicate the number of cases found in the data file. They cannot be interpreted as summary statistics of the population of interest.			
# d1_13: d1_13 Please check all activities that you have participated in during your stay in Taiwan: Skin care treatment or manicure nail art			
Information	[Type= discrete] [Format=numeric] [Range= 0-1] [Missing=*]		
Statistics [NW/ W]	[Valid=7225 /-] [Invalid=0 /-]		
Value	Label	Cases	Percentage
0	No	7189	<div><div></div></div> 99.5%

d1_13: d1_13 Please check all activities that you have participated in during your stay in Taiwan: Skin care treatment or manicure nail art

Value	Label	Cases	Percentage
1	Yes	36	0.5%

Warning: these figures indicate the number of cases found in the data file. They cannot be interpreted as summary statistics of the population of interest.

d1_14: d1_14 Please check all activities that you have participated in during your stay in Taiwan: Karaoke or KTV

Information	[Type= discrete] [Format=numeric] [Range= 0-1] [Missing=*]
Statistics [NW/ W]	[Valid=7225 /-] [Invalid=0 /-]

Value	Label	Cases	Percentage
0	No	7153	99.0%
1	Yes	72	1.0%

Warning: these figures indicate the number of cases found in the data file. They cannot be interpreted as summary statistics of the population of interest.

d1_15: d1_15 Please check all activities that you have participated in during your stay in Taiwan: Pubs or night clubs

Information	[Type= discrete] [Format=numeric] [Range= 0-1] [Missing=*]
Statistics [NW/ W]	[Valid=7225 /-] [Invalid=0 /-]

Value	Label	Cases	Percentage
0	No	7097	98.2%
1	Yes	128	1.8%

Warning: these figures indicate the number of cases found in the data file. They cannot be interpreted as summary statistics of the population of interest.

d1_16: d1_16 Please check all activities that you have participated in during your stay in Taiwan: Lake tour

Information	[Type= discrete] [Format=numeric] [Range= 0-1] [Missing=*]
Statistics [NW/ W]	[Valid=7225 /-] [Invalid=0 /-]

Value	Label	Cases	Percentage
0	No	6043	83.6%
1	Yes	1182	16.4%

Warning: these figures indicate the number of cases found in the data file. They cannot be interpreted as summary statistics of the population of interest.

d1_17: d1_17 Please check all activities that you have participated in during your stay in Taiwan: Theme park

Information	[Type= discrete] [Format=numeric] [Range= 0-1] [Missing=*]
Statistics [NW/ W]	[Valid=7225 /-] [Invalid=0 /-]

Value	Label	Cases	Percentage
0	No	6973	96.5%
1	Yes	252	3.5%

Warning: these figures indicate the number of cases found in the data file. They cannot be interpreted as summary statistics of the population of interest.

d1_18: d1_18 Please check all activities that you have participated in during your stay in Taiwan: Health care

Information	[Type= discrete] [Format=numeric] [Range= 0-1] [Missing=*]
Statistics [NW/ W]	[Valid=7225 /-] [Invalid=0 /-]

Value	Label	Cases	Percentage
0	No	7193	99.6%
1	Yes	32	0.4%

Warning: these figures indicate the number of cases found in the data file. They cannot be interpreted as summary statistics of the population of interest.

d1_19: d1_19 Please check all activities that you have participated in during your stay in Taiwan: Others

Information	[Type= discrete] [Format=numeric] [Range= 0-1] [Missing=*]
-------------	--

# d1_19: d1_19 Please check all activities that you have participated in during your stay in Taiwan: Others			
Statistics [NW/ W]		[Valid=7225 /-] [Invalid=0 /-]	
Value	Label	Cases	Percentage
0	No	7128	98.7%
1	Yes	97	1.3%
Warning: these figures indicate the number of cases found in the data file. They cannot be interpreted as summary statistics of the population of interest.			
# d2a: d2a What tourist spots have you visited on this trip?			
Information		[Type= discrete] [Format=numeric] [Range= 1-885] [Missing=*]	
Statistics [NW/ W]		[Valid=6862 /-] [Invalid=363 /-]	
Value	Label	Cases	Percentage
1	Taipei 101	140	2.0%
2	National Palace Museum	62	0.9%
3	Chiang Kai-shek Memorial Hall	30	0.4%
4	Xinyi Shopping District	14	0.2%
5	Ximending	73	1.1%
6	Taipei Martyrs' Shrine	3	0.0%
7	Eastern Distric of Taipei	16	0.2%
8	Longshan Temple	26	0.4%
9	Yangmingshan National Park	22	0.3%
10	Beitou	28	0.4%
11	Taipei Station Commercial District	13	0.2%
12	Presidential Office Building	1	0.0%
13	Maokong Area	6	0.1%
14	Taipei Zoo	16	0.2%
15	Taipei Metro Underground Market	3	0.0%
16	Wufenpu Garment Wholesale Area	5	0.1%
17	Miramar Entertainment Park Ferris Wheel	1	0.0%
18	Dr. Sun Yat-sen Memorial Hall	12	0.2%
19	Hsing Tian Kong	9	0.1%
20	Guang Hua Digital Plaza	2	0.0%
21	Taipei Fine Art Museum(Taipei Story House)	0	
22	Yuanshan	0	
23	Taipei Confucius Temple	0	
24	Shilin Official Residence	3	0.0%
25	Red House	1	0.0%
26	Tianmu	1	0.0%
27	Dalongdong Bao'an Temple	0	
28	228 Peace Memorial Park(National Taiwan Museum)	0	
29	Taipei Film House	0	
30	National Museum of History	0	
31	Museum of Contemporary Art, Taipei	0	
32	Jianguo Holiday Commercial District	0	
33	Taipei Children's Amusement Park	1	0.0%
34	Taipei City Hakka Cultural Park	0	
35	Taiwan Handicraft Promotion Center	0	
36	Sung Ye Museum of Formosan Aborigines	0	

d2a: d2a What tourist spots have you visited on this trip?

Value	Label	Cases	Percentage
37	Miniatures Museum of Taiwan	0	
38	Huajiang Park	0	
39	Suho Memorial Paper Museum	0	
40	Chinese Culture & Movie Center	0	
41	Taipei Botanical Garden	2	0.0%
42	Taipei Astronomical Museum	0	
43	Lin An Tai Old Homestead	0	
44	National Taiwan University	0	
45	Da Hu Park	2	0.0%
46	Lin Liu-Hsin Puppet Theatre Museum	0	
47	Postal Museum	0	
48	Taipei Hero House	0	
49	Nangang Business Park	4	0.1%
50	Taipei Flora Expo Park	0	
51	Huashan 1914 Creative Park	4	0.1%
52	Yongkang Street Commercial District	14	0.2%
53	Taipei Arena	2	0.0%
54	Songshan Cultural and Creative Park	2	0.0%
55	Bopiliao Old Street	0	
56	Xiangshan	10	0.1%
57	Da'an Forest Park	1	0.0%
58	Eslite Bookstore	5	0.1%
59	Sisi Nancun	1	0.0%
60	Syntrend Creative Park	0	
61	Dajia Riverside Park	2	0.0%
62	Yu You Ren Mansion and Qing Tian School	0	
65	Jioufen	91	1.3%
66	Tanshui	47	0.7%
67	Yehliu	20	0.3%
68	Jinguashi	1	0.0%
69	Wulai	7	0.1%
70	Yuanwangkeng Park	0	
71	Shihsanhang Museum of Archaeology	0	
72	Shenkeng Old Street	0	
73	Dharma Drum Mountain(Jinshan)	3	0.0%
74	Butian lake	0	
75	Trunk Rock, Shenao Cape	0	
76	Yingge Ceramics Museum	0	
77	Pinxi	38	0.6%
78	Yingge	2	0.0%
79	Sanxia	1	0.0%
80	Ocean World	0	
81	Juming Museum	0	
82	Pinlin	0	
83	Yun hsien Resort	0	

d2a: d2a What tourist spots have you visited on this trip?

Value	Label	Cases	Percentage
84	Tianlu Art Center	0	
85	Sanzhi	0	
86	The Lin Family Mansion and Garden	1	0.0%
87	Fulong beach	0	
88	Linkou	2	0.0%
89	Baisha Bay	0	
90	Bitou Cape Park	0	
91	New Taipei City Hakka Museum	0	
92	Formosa Fun Coast	0	
93	Guanyinshan	0	
94	coastline park	0	
95	Qing Shui Zu shi temple	0	
96	Naptune park	0	
97	Green Bay	0	
98	Longdong South Ocean Park	0	
99	Temple of Eighteen Deities	0	
100	Teresa Teng Memorail Park (Yun Garden)	0	
101	Mitsui Outlet Park Linkou	4	0.1%
103	Sandiaoiao Cape Lighthouse	0	
104	Jingtong	0	
105	Ling Jiou Mountain Wu Sheng Monastery	0	
106	Houtong	3	0.0%
107	Shi Yang Shan Fang	0	
110	The Northeast Coastal Scienic Area	0	
111	Bisha Fishery Harbor	0	
112	Keelung Port	2	0.0%
113	Chung-Chen Park	0	
114	Patoutzu	0	
115	Peace Island	0	
116	Lover's Lake	0	
117	Ershawan Gun Emplacement	0	
118	Dawulun Gun Emplacemnt	0	
119	National Museum of Marine Science & Technology	0	
125	Window on China	0	
126	Dashi	1	0.0%
127	Shinmem Dam	3	0.0%
128	Cihu	0	
129	Zhongli	0	
130	Aviation Museum	0	
131	Lala Mountain	1	0.0%
132	TaiMall	0	
133	GLORIA OUTLETS	1	0.0%
134	Metro Walk Shopping Center	0	
135	Hsinchu Science Park	0	
136	Nanliao Fishery Harbor	1	0.0%

# d2a: d2a What tourist spots have you visited on this trip?			
Value	Label	Cases	Percentage
137	Ku Chi Peak	0	
138	Glass Museum	0	
139	Hsinchu Du Cheng Huang Temple	2	0.0%
140	National Tsing Hua University	0	
143	Qalang Smangus	0	
144	Xinyue Beach	0	
145	Leofoo Village Theme Park	1	0.0%
146	Neiwan	2	0.0%
147	Beipu	0	
148	Daba Peak	0	
149	Little Ding Dong Science Theme Park	0	
150	Buddhist Temple	1	0.0%
151	Wuzhishan Scenic Area	0	
152	Shengxing Station	0	
153	Bantianliao Haowangjiao	0	
154	Hwataoyao	0	
155	Sanyi Wood Sculptures	0	
156	Shihtoushan (Lion's Head Mountain)	0	
157	Tungsiio Beach Pool	0	
158	West Lake Resort	0	
159	Remains of Longteng Bridge	0	
160	Flying Cow Ranch	1	0.0%
161	She-Pa National Park	0	
162	Nanzhuang	0	
163	Taian hot Springs	1	0.0%
164	Houlong Township Qinghai Temple	0	
165	National Taichung Theater	2	0.0%
166	Miyahara	1	0.0%
167	Taichung Literature Museum	0	
168	Molecure Pharmacy	0	
169	Yide Mansion	0	
170	National Museum of Natural Science	1	0.0%
171	Rainbow Village	2	0.0%
172	Tunghai University	0	
173	The National Taiwan Museum of Fine Arts	2	0.0%
174	Sinshe	4	0.1%
175	Lihpao Land	0	
176	Li Shan (Pear Mountain)	0	
177	Tahuehshan Forest Recreation Area	0	
178	Wuling Farm	2	0.0%
179	Park Lane by CMP	3	0.0%
180	Yuanzui Mountain	0	
181	Gaomei Wetlands	5	0.1%
182	Dakeng Scenic Area	0	
183	Taichung Cultural and Creative Industries Park	0	

d2a: d2a What tourist spots have you visited on this trip?

Value	Label	Cases	Percentage
184	Maple Garden	2	0.0%
185	Sun Moon Lake	42	0.6%
186	Formosan Aborincinal culture Village	1	0.0%
187	Cingjing Veterans Farm	6	0.1%
188	Hsitou Bamboo Forest	1	0.0%
189	Chung Tai Chan Monastery	1	0.0%
190	Jiji	1	0.0%
191	Puli	3	0.0%
192	Sing Ling Temple	0	
193	Yushan National Park	3	0.0%
194	Puli Distillery	0	
195	921 Earthquake Museum of Taiwan	0	
196	Guguan	0	
197	Hohuanshan National Forest Recreation Area	4	0.1%
198	SunLinkSea	2	0.0%
199	The Nantou County Culture Park	0	
200	Checheng train station	0	
201	Wushe Scenic Area Recreation Area	0	
202	Shoutian Temple	0	
203	Dongpu Springs	0	
204	Aowanda National Forest Recreation Area	0	
205	Hung Gee Bees Farm	0	
206	Lushan Hot Springs	0	
207	Guangxing Paper Factory	0	
208	Tenshing Kiln Ceramics Cultural Park	0	
209	YUHSIU MUSEUM of ART	0	
210	Taiwan Le Tsang Temple	0	
211	Tai-Yi Red Maple Resort	0	
215	Lukang Mazu Temple	1	0.0%
216	Lukang	0	
217	Lukang Longshan Temple	0	
218	Baguashan	2	0.0%
219	Taiwan Folk Village	0	
220	Confucius Temple (Changhua)	0	
221	Lukang Old Street	1	0.0%
222	Taiwan Glass Gallery	0	
225	Janfusun Fancy World	0	
226	Beigan Matsu Temple	0	
227	Caoling	0	
229	Chiayi City	0	
230	Lantan Lake	0	
231	Hinoki Village	1	0.0%
232	Meishan (Hanshini Forest Recreation Area)	0	
233	High-Heel Wedding Church	1	0.0%
234	Suantou Sugar Factory-Factory Village	0	

# d2a: d2a What tourist spots have you visited on this trip?			
Value	Label	Cases	Percentage
235	Alishan	29	0.4%
236	Southern Branch of the National Palace Museum	1	0.0%
237	Chiayis Farm	0	
238	Dongshih Fishery Harbor	0	
239	Aogu Wetland Forest Park	0	
240	Old Fort of Anping (Fort Zeelandia)	5	0.1%
241	Chihkan Tower	3	0.0%
242	Confucius Temple (Tainan)	5	0.1%
243	Koxinga Shrine (Yanping Junwang Temple)	0	
244	Anping Port National Historical Scenic Area	4	0.1%
245	Eternal Golden Castle	0	
246	Tainan Grand Matsu Temple	0	
247	Luermen Tienhogong Temple	0	
248	Xishu Golden Beach	0	
249	Official God of War Temple (Sacrificial Rites Martial Temple	0	
250	Wufei Temple (Five Consorts Temple)	0	
251	Taijiang National Park	1	0.0%
252	Southern Taiwan Science Park	0	
253	Ten Drum Rende Suger Culture and Creativity Park	0	
254	Chimei Museum	4	0.1%
255	Taiwan Salt Museum	0	
256	National Museum of Taiwan Literature	0	
260	Guanziling	0	
261	Qigu Birdseeing	0	
262	Wushantou Reservoir Scenic Area	0	
263	Tsengwen Reservoir Scenic Area	0	
264	Dakeng Recreation Farm	0	
265	Tsou-Ma-Lai Farm	0	
266	Hayashi Department Store	0	
270	Love River	6	0.1%
271	Sizhiwan Bay	3	0.0%
272	Lotus Lake	4	0.1%
273	Qijin Seaside Park	7	0.1%
274	Shou Shan(Shou Shan Zoo)	4	0.1%
275	National Kaohsiung Center for the Arts (Weiwuying)	0	
276	Urban Spotlight	0	
277	Kaohsiung 85 Sky Building	2	0.0%
278	Kaohsiung Main Public Library	0	
279	Confucius Temple (Kaohsiung)	0	
280	Kaohsiung Port	0	
281	Blue Lagoon Water Theme Park	0	
282	Kaohsiung Museum of History	0	
283	Chijin Mazu Temple	0	
284	National Science and Technology Museum	0	
285	Kaohsiung Museum of Fine Arts	0	

d2a: d2a What tourist spots have you visited on this trip?

Value	Label	Cases	Percentage
286	Dream Mall	3	0.0%
287	New Juejiang Shopping Area	2	0.0%
288	Gushan Ferry Station	0	
289	Central Park (Kaohsiung)	0	
290	Former British Consulate	1	0.0%
291	Teresa Teng Memorial Hall	0	
292	EDA World	2	0.0%
293	Kaohsiung Arena	0	
294	Pier-2 Art Cneter	4	0.1%
295	Fo Kuang Shan	12	0.2%
296	Cheng Ching Lake	1	0.0%
297	Meinong Hakka Cultural Village	1	0.0%
298	Baolai and Bulao Springs	0	
299	Maolin National Scenic Area	0	
300	Liugui Service Area	0	
301	Jiaxian	0	
302	Meishan Visitor Center	0	
303	Kaohsiung Farm	0	
304	Tengzhi National Forest Recreation Area	0	
305	Shihba Luohan Shan	0	
306	Saijia Service Area (Saijia Aviation Park)	0	
307	Sugar Industry Cultural Park	0	
308	Da Dong Art Center	0	
309	Wushanding Mud Volcano	0	
313	Qikong Waterfall	0	
314	Houbihu	0	
315	Kenting National Park	11	0.2%
316	Lankan Ecological Protection Area	0	
317	National Museum of Marine Biology and Aquarium	0	
318	Fangliau Township	0	
319	Sichongxi	0	
320	Jialeshuei Scenic Area	3	0.0%
321	Kenting Space Port	0	
322	Nanwan Beach Recreation Area	0	
323	Dapeng Bay National Scenic Area	0	
324	Kenting Sea Pool	0	
325	Liuqiu (Shiaoliuqiu)	1	0.0%
326	Sandimen	0	
327	Chuanfan Rock	0	
328	Hengchun Ancient City	0	
329	Liudui Hakka Cultural Park	0	
330	Jiaosi	10	0.1%
331	Tung Shan Science Area	0	
332	Taipingshan	0	
333	Suao Cold Springs	0	

# d2a: d2a What tourist spots have you visited on this trip?			
Value	Label	Cases	Percentage
334	Wufengqi Scenic Area	0	
335	Guishan Island (Turtle Island)	0	
336	Mei Hua Hu	1	0.0%
337	Shangrila Leisure Farm	0	
338	Nanfangao	0	
339	Taipingshan National Forest Recreation Area	2	0.0%
340	Toucheng Sea Pool	0	
341	Chilan Forest Playground	0	
342	Caoling Historic Trail	0	
343	Wushih Harbor	0	
344	Chia-Tsu-Lan Wine Museum	0	
345	National Center for Traditional Arts	1	0.0%
346	Lanyang Museum	0	
347	Bulau Bulau aboriginal village	0	
348	Jimmy Park, Yilan	1	0.0%
349	Luodong Forestry Culture Garden	0	
350	Taroko, Tienhsiang	20	0.3%
351	Hualien Farglory Ocean Park	0	
352	Qixing Lake (Qixingtian)	5	0.1%
353	Amis Cultural Village	0	
354	Liyu (Carp) Lake	1	0.0%
355	Shin Kong Chao Feng Ranch & Resort	0	
356	Ruisui Hongye Springs	1	0.0%
357	Xiuguluan River Rafting Area	0	
358	Wenshan Springs	0	
359	Mukumugi	0	
360	National DongHua University	0	
361	Hualien Seaside Park	0	
362	Whale and Dolphine Watching Tour along East Coast	1	0.0%
363	Hualien Sugar Factory	0	
364	Shitiping	1	0.0%
365	Hualien Tzuchi	0	
366	Mataian Wetland Ecological Park	0	
367	Liushidan Mountain	0	
368	Hualien Cultural Creative Industries Park	0	
369	Taiwan Happy Farm	0	
370	Chihpen	0	
371	Sanxiantai (Terrace of the Three Immortals)	0	
372	Lu Tao (Green Island)	1	0.0%
373	Baxian Cave (Baxiandong)	0	
374	Xiaoyeliu (Jialulan)	0	
375	Beinan Cultural Park	0	
376	Guanshan Water Park	0	
377	Chulu Pasture	0	
378	Taitung Veterans Farm	0	

# d2a: d2a What tourist spots have you visited on this trip?			
Value	Label	Cases	Percentage
379	Lanyu (Orchid Island)	0	
380	National Museum of Prehistory	0	
381	Chengkong Harbor	0	
382	Water Running Up	0	
383	Dulan Mountain	0	
384	Taitung Forest Park	0	
385	Mr. Brown Avenue	0	
386	Luye Gaotai hot air balloon area	0	
387	Duoliang Station	0	
400	Penghu National Scenic Area	3	0.0%
401	Jibei Island	0	
402	Qimei Island	0	
410	Cihu (Kinmen)	0	
411	Kinmen National Park	2	0.0%
412	Taoshan	0	
413	Guniungtou War Museum	0	
414	Kinmen Folk Culture Village	0	
415	Juguang Tower	0	
416	Taiwu Mountain	0	
417	Kinmen Liquor Factory	1	0.0%
418	Wujiang River Estuary	0	
419	Sun Yat-sen Memorial Forest	0	
430	Qinbi Village	0	
431	Bishan Sightseeing Platform	0	
801	Shilin Night Market in Taipei City	2257	32.9%
802	Huaxi Street Tourist Night Market in Taipei City	166	2.4%
803	Raohe Street Tourist Night Market in Taipei City	661	9.6%
804	Shida Night Market in Taipei City	72	1.0%
805	Linjiang Street Tourist Night Market in Taipei City	39	0.6%
806	Gongguan Night Market in Taipei City	5	0.1%
807	Tihwa street Night market in Taipei City	48	0.7%
808	Ningxia Tourist Night Market in Taipei City	607	8.8%
809	Nanjichang Night Market in Taipei City	14	0.2%
810	Jingmei Night Market in Taipei City	4	0.1%
811	Liaoning Street Night Market in Taipei City	11	0.2%
812	Yansan Tourist Night Market in Taipei City	1	0.0%
813	Other Night Markets in Taipei City	13	0.2%
815	Yonghe Lehua Night Market in New Taipei City	13	0.2%
816	Banciao Nanya Night Market n New Taipei City	17	0.2%
817	Sinjuhang Night Market in New Taipei City	3	0.0%
818	Jhonghe Singnan Night Market in New Taipei City	3	0.0%
819	Fuda Garden Night Market in New Taipei City	2	0.0%
820	Sanho Night Market in Sanchong District,New Taipei City	10	0.1%
821	Other Night Markets in New Taipei City	10	0.1%
825	Keelung Miaokou Tourist Night Market	135	2.0%

# d2a: d2a What tourist spots have you visited on this trip?			
Value	Label	Cases	Percentage
826	Other Night Markets in Keelung City	0	
830	Jhongli Sinmin Night Market in Jhongli district ,Taoyuan	27	0.4%
831	Taoyuan Tourist Night Market	7	0.1%
832	Other Night Markets in Taoyuan City	8	0.1%
834	Chenghuang Temple Night Market in Hsinchu City	18	0.3%
835	Other Night Markets in Hsinchu City	2	0.0%
838	Night Markets in Hsinchu County	0	
840	Night Markets in Miaoli County	0	
843	Fongjia Night Market in Taichung City	656	9.6%
844	Jhonghua Night Market in Taichung City	1	0.0%
845	Yizhong Street Night Market in Taichung City	59	0.9%
846	Other Night Markets in Taichung City	5	0.1%
849	Night Market in Nantou County	1	0.0%
851	Night Markets in Changhua County	3	0.0%
853	Night Markets in Yunlin County	2	0.0%
855	Wenhua Rd. Night Market in Chiayi City	12	0.2%
856	Other Night Markets in Chiayi City	1	0.0%
858	Night Markets in Chiayi County	0	
860	Siaobei Rd. Night Market in Tainan City	1	0.0%
861	Huayuan Night Market in Tainan City	51	0.7%
862	Other Night Markets in Tainan City	14	0.2%
863	Other Night Markets in Tainan City	5	0.1%
865	Liuhe(2nd Rd.) Night Market in Kaohsiung City	505	7.4%
866	Sinsing Night Market in Kaohsiung City	0	
867	Rueifong Night Market in Kaohsiung City	106	1.5%
868	Jin-Zuan Night Market in Kaohsiung City	0	
869	Kaisyuan Night Market in Kaohsiung City	0	
870	Other Night Markets in Kaohsiung City	23	0.3%
871	Minzu Rd. Night Market in Pingtung County	0	
872	Other Night Markets in Pingtung County	71	1.0%
874	Luodong Night Market in Yilan County	64	0.9%
875	Other Night Markets in Yilan County	0	
877	Nanbin Night Market in Hualien County	0	
878	Dongdamen Night Market in Hualien County	83	1.2%
879	Huayuan Night Market in Hualien County	0	
880	Night Markets in Taitung County	7	0.1%
883	Night Markets in Penghu County	1	0.0%
885	Night Markets in Kinmen County	0	
Sysmiss		363	
Warning: these figures indicate the number of cases found in the data file. They cannot be interpreted as summary statistics of the population of interest.			
# d2b: d2b What tourist spots have you visited on this trip?			
Information	[Type= discrete] [Format=numeric] [Range= 1-885] [Missing=*]		
Statistics [NW/ W]	[Valid=6499 -/] [Invalid=726 -/]		

d2b: d2b What tourist spots have you visited on this trip?

Value	Label	Cases	Percentage
1	Taipei 101	803	12.4%
2	National Palace Museum	384	5.9%
3	Chiang Kai-shek Memorial Hall	156	2.4%
4	Xinyi Shopping District	44	0.7%
5	Ximending	509	7.8%
6	Taipei Martyrs' Shrine	15	0.2%
7	Eastern Distric of Taipei	37	0.6%
8	Longshan Temple	159	2.4%
9	Yangmingshan National Park	118	1.8%
10	Beitou	115	1.8%
11	Taipei Station Commercial District	18	0.3%
12	Presidential Office Building	8	0.1%
13	Maokong Area	43	0.7%
14	Taipei Zoo	35	0.5%
15	Taipei Metro Underground Market	6	0.1%
16	Wufenpu Garment Wholesale Area	10	0.2%
17	Miramar Entertainment Park Ferris Wheel	5	0.1%
18	Dr. Sun Yat-sen Memorial Hall	28	0.4%
19	Hsing Tian Kong	32	0.5%
20	Guang Hua Digital Plaza	0	
21	Taipei Fine Art Museum(Taipei Story House)	2	0.0%
22	Yuanshan	8	0.1%
23	Taipei Confucius Temple	2	0.0%
24	Shilin Official Residence	14	0.2%
25	Red House	1	0.0%
26	Tianmu	1	0.0%
27	Dalongdong Bao'an Temple	0	
28	228 Peace Memorial Park(National Taiwan Museum)	3	0.0%
29	Taipei Film House	0	
30	National Museum of History	1	0.0%
31	Museum of Contemporary Art, Taipei	0	
32	Jianguo Holiday Commercial District	1	0.0%
33	Taipei Children's Amusement Park	6	0.1%
34	Taipei City Hakka Cultural Park	0	
35	Taiwan Handicraft Promotion Center	0	
36	Sung Ye Museum of Formosan Aborigines	0	
37	Miniatures Museum of Taiwan	0	
38	Huajiang Park	0	
39	Suho Memorial Paper Museum	0	
40	Chinese Culture & Movie Center	0	
41	Taipei Botanical Garden	1	0.0%
42	Taipei Astronomical Museum	1	0.0%
43	Lin An Tai Old Homestead	0	
44	National Taiwan University	0	
45	Da Hu Park	2	0.0%

d2b: d2b What tourist spots have you visited on this trip?

Value	Label	Cases	Percentage
46	Lin Liu-Hsin Puppet Theatre Museum	0	
47	Postal Museum	0	
48	Taipei Hero House	0	
49	Nangang Business Park	3	0.0%
50	Taipei Flora Expo Park	0	
51	Huashan 1914 Creative Park	19	0.3%
52	Yongkang Street Commercial District	75	1.2%
53	Taipei Arena	3	0.0%
54	Songshan Cultural and Creative Park	13	0.2%
55	Bopiliao Old Street	0	
56	Xiangshan	53	0.8%
57	Da'an Forest Park	7	0.1%
58	Eslite Bookstore	14	0.2%
59	Sisi Nancun	0	
60	Syntrend Creative Park	0	
61	Dajia Riverside Park	1	0.0%
62	Yu You Ren Mansion and Qing Tian School	0	
65	Jiufen	731	11.2%
66	Tanshui	242	3.7%
67	Yehliu	296	4.6%
68	Jinguashi	15	0.2%
69	Wulai	22	0.3%
70	Yuanwangkeng Park	0	
71	Shihsanhang Museum of Archaeology	3	0.0%
72	Shenkeng Old Street	7	0.1%
73	Dharma Drum Mountain(Jinshan)	2	0.0%
74	Butian lake	1	0.0%
75	Trunk Rock, Shenao Cape	0	
76	Yingge Ceramics Museum	0	
77	Pinxi	266	4.1%
78	Yingge	4	0.1%
79	Sanxia	4	0.1%
80	Ocean World	0	
81	Juming Museum	0	
82	Pinlin	0	
83	Yun hsien Resort	0	
84	Tianlu Art Center	0	
85	Sanzhi	0	
86	The Lin Family Mansion and Garden	0	
87	Fulong beach	2	0.0%
88	Linkou	1	0.0%
89	Baisha Bay	0	
90	Bitou Cape Park	0	
91	New Taipei City Hakka Museum	0	
92	Formosa Fun Coast	0	

# d2b: d2b What tourist spots have you visited on this trip?			
Value	Label	Cases	Percentage
93	Guanyinshan	0	
94	coastline park	0	
95	Qing Shui Zu shi temple	0	
96	Naptune park	0	
97	Green Bay	0	
98	Longdong South Ocean Park	4	0.1%
99	Temple of Eighteen Deities	0	
100	Teresa Teng Memorail Park (Yun Garden)	0	
101	Mitsui Outlet Park Linkou	4	0.1%
103	SandiaoJiao Cape Lighthouse	0	
104	Jingtong	0	
105	Ling Jiou Mountain Wu Sheng Monastery	0	
106	Houtong	8	0.1%
107	Shi Yang Shan Fang	0	
110	The Northeast Coastal Scienic Area	11	0.2%
111	Bisha Fishery Harbor	0	
112	Keelung Port	2	0.0%
113	Chung-Chen Park	0	
114	Patoutzu	0	
115	Peace Island	2	0.0%
116	Lover's Lake	0	
117	Ershawan Gun Emplacement	0	
118	Dawulun Gun Emplacemnt	0	
119	National Museum of Marine Science & Technology	0	
125	Window on China	2	0.0%
126	Dashi	3	0.0%
127	Shinmem Dam	0	
128	Cihu	1	0.0%
129	Zhongli	0	
130	Aviation Museum	0	
131	Lala Mountain	0	
132	TaiMall	0	
133	GLORIA OUTLETS	5	0.1%
134	Metro Walk Shopping Center	1	0.0%
135	Hsinchu Science Park	0	
136	Nanliao Fishery Harbor	4	0.1%
137	Ku Chi Peak	0	
138	Glass Museum	0	
139	Hsinchu Du Cheng Huang Temple	2	0.0%
140	National Tsing Hua University	1	0.0%
143	Qalang Smangus	1	0.0%
144	Xinyue Beach	0	
145	Leofoo Village Theme Park	8	0.1%
146	Neiwan	1	0.0%
147	Beipu	1	0.0%

# d2b: d2b What tourist spots have you visited on this trip?			
Value	Label	Cases	Percentage
148	Daba Peak	0	
149	Little Ding Dong Science Theme Park	0	
150	Buddhist Temple	0	
151	Wuzhishan Scenic Area	0	
152	Shengxing Station	1	0.0%
153	Bantianliao Haowangjiao	0	
154	Hwataoyao	0	
155	Sanyi Wood Sculptures	1	0.0%
156	Shihtoushan (Lion's Head Mountain)	1	0.0%
157	Tungsiio Beach Pool	0	
158	West Lake Resort	0	
159	Remains of Longteng Bridge	0	
160	Flying Cow Ranch	0	
161	She-Pa National Park	0	
162	Nanzhuang	0	
163	Taian hot Springs	0	
164	Houlong Township Qinghai Temple	0	
165	National Taichung Theater	6	0.1%
166	Miyahara	15	0.2%
167	Taichung Literature Museum	0	
168	Molecure Pharmacy	0	
169	Yide Mansion	1	0.0%
170	National Museum of Natural Science	2	0.0%
171	Rainbow Village	14	0.2%
172	Tunghai University	3	0.0%
173	The National Taiwan Museum of Fine Arts	4	0.1%
174	Sinshe	9	0.1%
175	Lihpao Land	2	0.0%
176	Li Shan (Pear Mountain)	0	
177	Tahuehshan Forest Recreation Area	2	0.0%
178	Wuling Farm	1	0.0%
179	Park Lane by CMP	5	0.1%
180	Yuanzui Mountain	0	
181	Gaomei Wetlands	60	0.9%
182	Dakeng Scenic Area	1	0.0%
183	Taichung Cultural and Creative Industries Park	1	0.0%
184	Maple Garden	2	0.0%
185	Sun Moon Lake	406	6.2%
186	Formosan Aborincinal culture Village	11	0.2%
187	Cingjing Veterans Farm	87	1.3%
188	Hsitou Bamboo Forest	13	0.2%
189	Chung Tai Chan Monastery	6	0.1%
190	Jiji	1	0.0%
191	Puli	11	0.2%
192	Sing Ling Temple	0	

# d2b: d2b What tourist spots have you visited on this trip?			
Value	Label	Cases	Percentage
193	Yushan National Park	2	0.0%
194	Puli Distillery	0	
195	921 Earthquake Museum of Taiwan	0	
196	Guguan	1	0.0%
197	Hohuanshan National Forest Recreation Area	12	0.2%
198	SunLinkSea	1	0.0%
199	The Nantou County Culture Park	0	
200	Checheng train station	1	0.0%
201	Wushe Scenic Area Recreation Area	0	
202	Shoutian Temple	0	
203	Dongpu Springs	0	
204	Aowanda National Forest Recreation Area	0	
205	Hung Gee Bees Farm	0	
206	Lushan Hot Springs	0	
207	Guangxing Paper Factory	0	
208	Tenshing Kiln Ceramics Cultural Park	0	
209	YUHSIU MUSEUM of ART	0	
210	Taiwan Le Tsang Temple	2	0.0%
211	Tai-Yi Red Maple Resort	0	
215	Lukang Mazu Temple	1	0.0%
216	Lukang	0	
217	Lukang Longshan Temple	0	
218	Baguashan	0	
219	Taiwan Folk Village	0	
220	Confucius Temple (Changhua)	0	
221	Lukang Old Street	5	0.1%
222	Taiwan Glass Gallery	0	
225	Janfusun Fancy World	1	0.0%
226	Beigan Matsu Temple	1	0.0%
227	Caoling	0	
229	Chiayi City	1	0.0%
230	Lantan Lake	0	
231	Hinoki Village	1	0.0%
232	Meishan (Hanshini Forest Recreation Area)	0	
233	High-Heel Wedding Church	0	
234	Suantou Sugar Factory-Factory Village	0	
235	Alishan	202	3.1%
236	Southern Branch of the National Palace Museum	2	0.0%
237	Chiayis Farm	0	
238	Dongshih Fishery Harbor	1	0.0%
239	Aogu Wetland Forest Park	0	
240	Old Fort of Anping (Fort Zeelandia)	26	0.4%
241	Chihkan Tower	16	0.2%
242	Confucius Temple (Tainan)	9	0.1%
243	Koxinga Shrine (Yanping Junwang Temple)	0	

# d2b: d2b What tourist spots have you visited on this trip?			
Value	Label	Cases	Percentage
244	Anping Port National Historical Scenic Area	15	0.2%
245	Eternal Golden Castle	0	
246	Tainan Grand Matsu Temple	0	
247	Luermen Tienhogong Temple	0	
248	Xishu Golden Beach	0	
249	Official God of War Temple (Sacrificial Rites Martial Temple	0	
250	Wufei Temple (Five Consorts Temple)	0	
251	Taijiang National Park	3	0.0%
252	Southern Taiwan Science Park	0	
253	Ten Drum Rende Suger Culture and Creativity Park	4	0.1%
254	Chimei Museum	6	0.1%
255	Taiwan Salt Museum	0	
256	National Museum of Taiwan Literature	2	0.0%
260	Guanziling	2	0.0%
261	Qigu Birdseeing	3	0.0%
262	Wushantou Reservoir Scenic Area	2	0.0%
263	Tsengwen Reservoir Scenic Area	0	
264	Dakeng Recreation Farm	0	
265	Tsou-Ma-Lai Farm	0	
266	Hayashi Department Store	0	
270	Love River	33	0.5%
271	Sizhiwan Bay	40	0.6%
272	Lotus Lake	28	0.4%
273	Qijin Seaside Park	38	0.6%
274	Shou Shan(Shou Shan Zoo)	4	0.1%
275	National Kaohsiung Center for the Arts (Weiwuying)	0	
276	Urban Spotlight	0	
277	Kaohsiung 85 Sky Building	1	0.0%
278	Kaohsiung Main Public Library	0	
279	Confucius Temple (Kaohsiung)	1	0.0%
280	Kaohsiung Port	2	0.0%
281	Blue Lagoon Water Theme Park	0	
282	Kaohsiung Museum of History	0	
283	Chijin Mazu Temple	0	
284	National Science and Technology Museum	0	
285	Kaohsiung Museum of Fine Arts	1	0.0%
286	Dream Mall	11	0.2%
287	New Juejiang Shopping Area	3	0.0%
288	Gushan Ferry Station	0	
289	Central Park (Kaohsiung)	0	
290	Former British Consulate	1	0.0%
291	Teresa Teng Memorial Hall	0	
292	EDA World	1	0.0%
293	Kaohsiung Arena	0	
294	Pier-2 Art Cneter	26	0.4%

d2b: d2b What tourist spots have you visited on this trip?

Value	Label	Cases	Percentage
295	Fo Kuang Shan	67	<div></div> 1.0%
296	Cheng Ching Lake	1	<div></div> 0.0%
297	Meinong Hakka Cultural Village	3	<div></div> 0.0%
298	Baolai and Bulao Springs	0	
299	Maolin National Scenic Area	0	
300	Liugui Service Area	1	<div></div> 0.0%
301	Jiaxian	0	
302	Meishan Visitor Center	0	
303	Kaohsiung Farm	0	
304	Tengzhi National Forest Recreation Area	0	
305	Shihba Luohan Shan	0	
306	Saijia Service Area (Saijia Aviation Park)	0	
307	Sugar Industry Cultural Park	0	
308	Da Dong Art Center	0	
309	Wushanding Mud Volcano	0	
313	Qikong Waterfall	0	
314	Houbihu	1	<div></div> 0.0%
315	Kenting National Park	320	<div></div> 4.9%
316	Lankan Ecological Protection Area	3	<div></div> 0.0%
317	National Museum of Marine Biology and Aquarium	8	<div></div> 0.1%
318	Fangliu Township	1	<div></div> 0.0%
319	Sichongxi	0	
320	Jialeshuei Scenic Area	3	<div></div> 0.0%
321	Kenting Space Port	0	
322	Nanwan Beach Recreation Area	4	<div></div> 0.1%
323	Dapeng Bay National Scenic Area	0	
324	Kenting Sea Pool	0	
325	Liuqiu (Shiaoliuqiu)	14	<div></div> 0.2%
326	Sandimen	2	<div></div> 0.0%
327	Chuanfan Rock	0	
328	Hengchun Ancient City	3	<div></div> 0.0%
329	Liudui Hakka Cultural Park	0	
330	Jiaosi	38	<div></div> 0.6%
331	Tung Shan Science Area	2	<div></div> 0.0%
332	Taipingshan	0	
333	Suao Cold Springs	4	<div></div> 0.1%
334	Wufengqi Scenic Area	1	<div></div> 0.0%
335	Guishan Island (Turtle Island)	2	<div></div> 0.0%
336	Mei Hua Hu	2	<div></div> 0.0%
337	Shangrila Leisure Farm	0	
338	Nanfengao	2	<div></div> 0.0%
339	Taipingshan National Forest Recreation Area	2	<div></div> 0.0%
340	Toucheng Sea Pool	1	<div></div> 0.0%
341	Chilan Forest Playground	1	<div></div> 0.0%
342	Caoling Historic Trail	0	

# d2b: d2b What tourist spots have you visited on this trip?			
Value	Label	Cases	Percentage
343	Wushih Harbor	1	0.0%
344	Chia-Tsu-Lan Wine Museum	0	
345	National Center for Traditional Arts	1	0.0%
346	Lanyang Museum	1	0.0%
347	Bulau Bulau aboriginal village	0	
348	Jimmy Park, Yilan	2	0.0%
349	Luodong Forestry Culture Garden	0	
350	Taroko, Tienhsiang	241	3.7%
351	Hualien Farglory Ocean Park	0	
352	Qixing Lake (Qixingtang)	48	0.7%
353	Amis Cultural Village	0	
354	Liyu (Carp) Lake	0	
355	Shin Kong Chao Feng Ranch & Resort	1	0.0%
356	Ruisui Hongye Springs	2	0.0%
357	Xiuguluan River Rafting Area	0	
358	Wenshan Springs	2	0.0%
359	Mukumugi	0	
360	National DongHua University	0	
361	Hualien Seaside Park	0	
362	Whale and Dolphine Watching Tour along East Coast	5	0.1%
363	Hualien Sugar Factory	0	
364	Shitiping	3	0.0%
365	Hualien Tzuchi	1	0.0%
366	Mataian Wetland Ecological Park	0	
367	Liushidan Mountain	0	
368	Hualien Cultural Creative Industries Park	0	
369	Taiwan Happy Farm	0	
370	Chihpen	12	0.2%
371	Sanxiantai (Terrace of the Three Immortals)	6	0.1%
372	Lu Tao (Green Island)	16	0.2%
373	Baxian Cave (Baxiandong)	1	0.0%
374	Xiaoyeliu (Jialulan)	0	
375	Beinan Cultural Park	0	
376	Guanshan Water Park	0	
377	Chulu Pasture	0	
378	Taitung Veterans Farm	0	
379	Lanyu (Orchid Island)	1	0.0%
380	National Museum of Prehistory	0	
381	Chengkong Harbor	0	
382	Water Running Up	1	0.0%
383	Dulan Mountain	0	
384	Taitung Forest Park	0	
385	Mr. Brown Avenue	13	0.2%
386	Luye Gaotai hot air balloon area	2	0.0%
387	Duoliang Station	0	

# d2b: d2b What tourist spots have you visited on this trip?			
Value	Label	Cases	Percentage
400	Penghu National Scenic Area	9	0.1%
401	Jibei Island	0	
402	Qimei Island	0	
410	Cihu (Kinmen)	0	
411	Kinmen National Park	1	0.0%
412	Taoshan	1	0.0%
413	Guniungtou War Museum	0	
414	Kinmen Folk Culture Village	0	
415	Juguang Tower	0	
416	Taiwu Mountain	0	
417	Kinmen Liquor Factory	0	
418	Wujiang River Estuary	0	
419	Sun Yat-sen Memorial Forest	0	
430	Qinbi Village	0	
431	Bishan Sightseeing Platform	1	0.0%
801	Shilin Night Market in Taipei City	8	0.1%
802	Huaxi Street Tourist Night Market in Taipei City	1	0.0%
803	Raohe Street Tourist Night Market in Taipei City	3	0.0%
804	Shida Night Market in Taipei City	5	0.1%
805	Linjiang Street Tourist Night Market in Taipei City	0	
806	Gongguan Night Market in Taipei City	0	
807	Tihwa street Night market in Taipei City	0	
808	Ningxia Tourist Night Market in Taipei City	9	0.1%
809	Nanjichang Night Market in Taipei City	1	0.0%
810	Jingmei Night Market in Taipei City	0	
811	Liaoning Street Night Market in Taipei City	0	
812	Yansan Tourist Night Market in Taipei City	0	
813	Other Night Markets in Taipei City	0	
815	Yonghe Lehua Night Market in New Taipei City	0	
816	Banciao Nanya Night Market n New Taipei City	0	
817	Sinjhuang Night Market in New Taipei City	0	
818	Jhonghe Singnan Night Market in New Taipei City	0	
819	Fuda Garden Night Market in New Taipei City	0	
820	Sanho Night Market in Sanchong District,New Taipei City	1	0.0%
821	Other Night Markets in New Taipei City	0	
825	Keelung Miaokou Tourist Night Market	1	0.0%
826	Other Night Markets in Keelung City	0	
830	Jhongli Sinmin Night Market in Jhongli district ,Taoyuan	0	
831	Taoyuan Tourist Night Market	2	0.0%
832	Other Night Markets in Taoyuan City	1	0.0%
834	Chenghuang Temple Night Market in Hsinchu City	1	0.0%
835	Other Night Markets in Hsinchu City	0	
838	Night Markets in Hsinchu County	0	
840	Night Markets in Miaoli County	0	
843	Fongjia Night Market in Taichung City	3	0.0%

# d2b: d2b What tourist spots have you visited on this trip?			
Value	Label	Cases	Percentage
844	Jhonghua Night Market in Taichung City	0	
845	Yizhong Street Night Market in Taichung City	5	0.1%
846	Other Night Markets in Taichung City	1	0.0%
849	Night Market in Nantou County	0	
851	Night Markets in Changhua County	0	
853	Night Markets in Yunlin County	0	
855	Wenhua Rd. Night Market in Chiayi City	0	
856	Other Night Markets in Chiayi City	0	
858	Night Markets in Chiayi County	0	
860	Siaobei Rd. Night Market in Tainan City	0	
861	Huayuan Night Market in Tainan City	1	0.0%
862	Other Night Markets in Tainan City	0	
863	Other Night Markets in Tainan City	1	0.0%
865	Liuhe(2nd Rd.) Night Market in Kaohsiung City	1	0.0%
866	Sinsing Night Market in Kaohsiung City	0	
867	Rueifong Night Market in Kaohsiung City	2	0.0%
868	Jin-Zuan Night Market in Kaohsiung City	0	
869	Kaisyuan Night Market in Kaohsiung City	0	
870	Other Night Markets in Kaohsiung City	1	0.0%
871	Minzu Rd. Night Market in Pingtung County	0	
872	Other Night Markets in Pingtung County	0	
874	Luodong Night Market in Yilan County	2	0.0%
875	Other Night Markets in Yilan County	0	
877	Nanbin Night Market in Hualien County	0	
878	Dongdamen Night Market in Hualien County	0	
879	Huayuan Night Market in Hualien County	0	
880	Night Markets in Taitung County	0	
883	Night Markets in Penghu County	0	
885	Night Markets in Kinmen County	0	
Sysmiss		726	
Warning: these figures indicate the number of cases found in the data file. They cannot be interpreted as summary statistics of the population of interest.			
# d2c: d2c What tourist spots have you visited on this trip?			
Information	[Type= discrete] [Format=numeric] [Range= 1-885] [Missing=*]		
Statistics [NW/ W]	[Valid=5997 /-] [Invalid=1228 /-]		
Value	Label	Cases	Percentage
1	Taipei 101	2176	36.3%
2	National Palace Museum	557	9.3%
3	Chiang Kai-shek Memorial Hall	340	5.7%
4	Xinyi Shopping District	57	1.0%
5	Ximending	534	8.9%
6	Taipei Martyrs' Shrine	43	0.7%
7	Eastern Distric of Taipei	27	0.5%
8	Longshan Temple	307	5.1%
9	Yangmingshan National Park	98	1.6%

# d2c: d2c What tourist spots have you visited on this trip?			
Value	Label	Cases	Percentage
10	Beitou	51	0.9%
11	Taipei Station Commercial District	15	0.3%
12	Presidential Office Building	18	0.3%
13	Maokong Area	19	0.3%
14	Taipei Zoo	35	0.6%
15	Taipei Metro Underground Market	5	0.1%
16	Wufenpu Garment Wholesale Area	18	0.3%
17	Miramar Entertainment Park Ferris Wheel	7	0.1%
18	Dr. Sun Yat-sen Memorial Hall	61	1.0%
19	Hsing Tian Kong	52	0.9%
20	Guang Hua Digital Plaza	0	
21	Taipei Fine Art Museum(Taipei Story House)	1	0.0%
22	Yuanshan	3	0.1%
23	Taipei Confucius Temple	4	0.1%
24	Shilin Official Residence	8	0.1%
25	Red House	0	
26	Tianmu	2	0.0%
27	Dalongdong Bao'an Temple	1	0.0%
28	228 Peace Memorial Park(National Taiwan Museum)	1	0.0%
29	Taipei Film House	0	
30	National Museum of History	0	
31	Museum of Contemporary Art, Taipei	0	
32	Jianguo Holiday Commercial District	0	
33	Taipei Children's Amusement Park	5	0.1%
34	Taipei City Hakka Cultural Park	0	
35	Taiwan Handicraft Promotion Center	1	0.0%
36	Sung Ye Museum of Formosan Aborigines	1	0.0%
37	Miniatures Museum of Taiwan	0	
38	Huajiang Park	0	
39	Suho Memorial Paper Museum	0	
40	Chinese Culture & Movie Center	0	
41	Taipei Botanical Garden	1	0.0%
42	Taipei Astronomical Museum	0	
43	Lin An Tai Old Homestead	0	
44	National Taiwan University	0	
45	Da Hu Park	1	0.0%
46	Lin Liu-Hsin Puppet Theatre Museum	0	
47	Postal Museum	0	
48	Taipei Hero House	0	
49	Nangang Business Park	7	0.1%
50	Taipei Flora Expo Park	1	0.0%
51	Huashan 1914 Creative Park	12	0.2%
52	Yongkang Street Commercial District	65	1.1%
53	Taipei Arena	1	0.0%
54	Songshan Cultural and Creative Park	11	0.2%

# d2c: d2c What tourist spots have you visited on this trip?			
Value	Label	Cases	Percentage
55	Bopiliao Old Street	1	0.0%
56	Xiangshan	11	0.2%
57	Da'an Forest Park	0	
58	Eslite Bookstore	8	0.1%
59	Sisi Nancun	1	0.0%
60	Syntrend Creative Park	0	
61	Dajia Riverside Park	2	0.0%
62	Yu You Ren Mansion and Qing Tian School	0	
65	Jioufen	217	3.6%
66	Tanshui	127	2.1%
67	Yehliu	54	0.9%
68	Jinguashi	6	0.1%
69	Wulai	10	0.2%
70	Yuanwangkeng Park	0	
71	Shihsanhang Museum of Archaeology	6	0.1%
72	Shenkeng Old Street	5	0.1%
73	Dharma Drum Mountain(Jinshan)	2	0.0%
74	Butian lake	1	0.0%
75	Trunk Rock, Shenao Cape	0	
76	Yingge Ceramics Museum	0	
77	Pinxi	130	2.2%
78	Yingge	4	0.1%
79	Sanxia	4	0.1%
80	Ocean World	0	
81	Juming Museum	0	
82	Pinlin	0	
83	Yun hsien Resort	0	
84	Tianlu Art Center	1	0.0%
85	Sanzhi	1	0.0%
86	The Lin Family Mansion and Garden	0	
87	Fulong beach	1	0.0%
88	Linkou	3	0.1%
89	Baisha Bay	0	
90	Bitou Cape Park	1	0.0%
91	New Taipei City Hakka Museum	0	
92	Formosa Fun Coast	0	
93	Guanyinshan	0	
94	coastline park	0	
95	Qing Shui Zu shi temple	0	
96	Naptune park	0	
97	Green Bay	0	
98	Longdong South Ocean Park	0	
99	Temple of Eighteen Deities	0	
100	Teresa Teng Memorail Park (Yun Garden)	0	
101	Mitsui Outlet Park Linkou	0	

# d2c: d2c What tourist spots have you visited on this trip?			
Value	Label	Cases	Percentage
103	Sandiaojiao Cape Lighthouse	0	
104	Jingtong	0	
105	Ling Jiou Mountain Wu Sheng Monastery	0	
106	Houtong	4	0.1%
107	Shi Yang Shan Fang	0	
110	The Northeast Coastal Scenic Area	2	0.0%
111	Bisha Fishery Harbor	0	
112	Keelung Port	0	
113	Chung-Chen Park	0	
114	Patoutzu	2	0.0%
115	Peace Island	0	
116	Lover's Lake	0	
117	Ershawan Gun Emplacement	0	
118	Dawulun Gun Emplacement	0	
119	National Museum of Marine Science & Technology	0	
125	Window on China	1	0.0%
126	Dashi	0	
127	Shinmem Dam	1	0.0%
128	Cihu	3	0.1%
129	Zhongli	0	
130	Aviation Museum	0	
131	Lala Mountain	0	
132	TaiMall	0	
133	GLORIA OUTLETS	0	
134	Metro Walk Shopping Center	2	0.0%
135	Hsinchu Science Park	0	
136	Nanliao Fishery Harbor	0	
137	Ku Chi Peak	0	
138	Glass Museum	0	
139	Hsinchu Du Cheng Huang Temple	1	0.0%
140	National Tsing Hua University	0	
143	Qalang Smangus	0	
144	Xinyue Beach	0	
145	Leofoo Village Theme Park	0	
146	Neiwan	2	0.0%
147	Beipu	0	
148	Daba Peak	0	
149	Little Ding Dong Science Theme Park	0	
150	Buddhist Temple	0	
151	Wuzhishan Scenic Area	0	
152	Shengxing Station	1	0.0%
153	Bantianliao Haowangjiao	0	
154	Hwataoyao	0	
155	Sanyi Wood Sculptures	0	
156	Shihtoushan (Lion's Head Mountain)	0	

# d2c: d2c What tourist spots have you visited on this trip?			
Value	Label	Cases	Percentage
157	Tungsiio Beach Pool	0	
158	West Lake Resort	0	
159	Remains of Longteng Bridge	1	0.0%
160	Flying Cow Ranch	2	0.0%
161	She-Pa National Park	0	
162	Nanzhuang	1	0.0%
163	Taian hot Springs	1	0.0%
164	Houlong Township Qinghai Temple	0	
165	National Taichung Theater	4	0.1%
166	Miyahara	35	0.6%
167	Taichung Literature Museum	0	
168	Molecure Pharmacy	0	
169	Yide Mansion	0	
170	National Museum of Natural Science	3	0.1%
171	Rainbow Village	22	0.4%
172	Tunghai University	3	0.1%
173	The National Taiwan Museum of Fine Arts	2	0.0%
174	Sinshe	3	0.1%
175	Lihpao Land	2	0.0%
176	Li Shan (Pear Mountain)	0	
177	Tahuehshan Forest Recreation Area	0	
178	Wuling Farm	1	0.0%
179	Park Lane by CMP	7	0.1%
180	Yuanzui Mountain	0	
181	Gaomei Wetlands	32	0.5%
182	Dakeng Scenic Area	2	0.0%
183	Taichung Cultural and Creative Industries Park	0	
184	Maple Garden	2	0.0%
185	Sun Moon Lake	68	1.1%
186	Formosan Aborincinal culture Village	11	0.2%
187	Cingjing Veterans Farm	25	0.4%
188	Hsitou Bamboo Forest	7	0.1%
189	Chung Tai Chan Monastery	4	0.1%
190	Jiji	0	
191	Puli	8	0.1%
192	Sing Ling Temple	0	
193	Yushan National Park	0	
194	Puli Distillery	0	
195	921 Earthquake Museum of Taiwan	0	
196	Guguan	1	0.0%
197	Hohuanshan National Forest Recreation Area	0	
198	SunLinkSea	1	0.0%
199	The Nantou County Culture Park	0	
200	Checheng train station	0	
201	Wushe Scenic Area Recreation Area	0	

# d2c: d2c What tourist spots have you visited on this trip?			
Value	Label	Cases	Percentage
202	Shoutian Temple	0	
203	Dongpu Springs	1	0.0%
204	Aowanda National Forest Recreation Area	0	
205	Hung Gee Bees Farm	0	
206	Lushan Hot Springs	0	
207	Guangxing Paper Factory	0	
208	Tenshing Kiln Ceramics Cultural Park	0	
209	YUHSIU MUSEUM of ART	0	
210	Taiwan Le Tsang Temple	0	
211	Tai-Yi Red Maple Resort	0	
215	Lukang Mazu Temple	3	0.1%
216	Lukang	0	
217	Lukang Longshan Temple	0	
218	Baguashan	1	0.0%
219	Taiwan Folk Village	0	
220	Confucius Temple (Changhua)	0	
221	Lukang Old Street	1	0.0%
222	Taiwan Glass Gallery	0	
225	Janfusun Fancy World	0	
226	Beigan Matsu Temple	0	
227	Caoling	0	
229	Chiayi City	0	
230	Lantan Lake	0	
231	Hinoki Village	0	
232	Meishan (Hanshini Forest Recreation Area)	1	0.0%
233	High-Heel Wedding Church	0	
234	Suantou Sugar Factory-Factory Village	0	
235	Alishan	29	0.5%
236	Southern Branch of the National Palace Museum	4	0.1%
237	Chiayis Farm	0	
238	Dongshih Fishery Harbor	0	
239	Aogu Wetland Forest Park	0	
240	Old Fort of Anping (Fort Zeelandia)	27	0.5%
241	Chihkan Tower	30	0.5%
242	Confucius Temple (Tainan)	8	0.1%
243	Koxinga Shrine (Yanping Junwang Temple)	2	0.0%
244	Anping Port National Historical Scenic Area	7	0.1%
245	Eternal Golden Castle	2	0.0%
246	Tainan Grand Matsu Temple	0	
247	Luermen Tienhogong Temple	0	
248	Xishu Golden Beach	1	0.0%
249	Official God of War Temple (Sacrificial Rites Martial Temple	0	
250	Wufei Temple (Five Consorts Temple)	0	
251	Taijiang National Park	0	
252	Southern Taiwan Science Park	0	

# d2c: d2c What tourist spots have you visited on this trip?			
Value	Label	Cases	Percentage
253	Ten Drum Rende Suger Culture and Creativety Park	0	
254	Chimei Museum	2	0.0%
255	Taiwan Salt Museum	0	
256	National Museum of Taiwan Literature	1	0.0%
260	Guanziling	2	0.0%
261	Qigu Birdseeing	1	0.0%
262	Wushantou Reservoir Scenic Area	0	
263	Tsengwen Reservoir Scenic Area	1	0.0%
264	Dakeng Recreation Farm	0	
265	Tsou-Ma-Lai Farm	0	
266	Hayashi Department Store	0	
270	Love River	32	0.5%
271	Sizhiwan Bay	52	0.9%
272	Lotus Lake	38	0.6%
273	Qijin Seaside Park	16	0.3%
274	Shou Shan(Shou Shan Zoo)	2	0.0%
275	National Kaohsiung Center for the Arts (Weiwuying)	0	
276	Urban Spotlight	0	
277	Kaohsiung 85 Sky Building	5	0.1%
278	Kaohsiung Main Public Library	0	
279	Confucius Temple (Kaohsiung)	3	0.1%
280	Kaohsiung Port	2	0.0%
281	Blue Lagoon Water Theme Park	0	
282	Kaohsiung Museum of History	1	0.0%
283	Chijin Mazu Temple	0	
284	National Science and Technology Museum	1	0.0%
285	Kaohsiung Museum of Fine Arts	1	0.0%
286	Dream Mall	13	0.2%
287	New Juejiang Shopping Area	8	0.1%
288	Gushan Ferry Station	0	
289	Central Park (Kaohsiung)	0	
290	Former British Consulate	2	0.0%
291	Teresa Teng Memorial Hall	0	
292	EDA World	2	0.0%
293	Kaohsiung Arena	2	0.0%
294	Pier-2 Art Cneter	13	0.2%
295	Fo Kuang Shan	15	0.3%
296	Cheng Ching Lake	2	0.0%
297	Meinong Hakka Cultural Village	0	
298	Baolai and Bulao Springs	0	
299	Maolin National Scenic Area	0	
300	Liugui Service Area	0	
301	Jiaxian	0	
302	Meishan Visitor Center	0	
303	Kaohsiung Farm	0	

# d2c: d2c What tourist spots have you visited on this trip?			
Value	Label	Cases	Percentage
304	Tengzhi National Forest Recreation Area	0	
305	Shihba Luohan Shan	0	
306	Saijia Service Area (Saijia Aviation Park)	0	
307	Sugar Industry Cultural Park	0	
308	Da Dong Art Center	0	
309	Wushanding Mud Volcano	0	
313	Qikong Waterfall	0	
314	Houbihu	0	
315	Kenting National Park	21	0.4%
316	Lankan Ecological Protection Area	0	
317	National Museum of Marine Biology and Aquarium	9	0.2%
318	Fangliau Township	1	0.0%
319	Sichongxi	0	
320	Jialeshuei Scenic Area	3	0.1%
321	Kenting Space Port	0	
322	Nanwan Beach Recreation Area	2	0.0%
323	Dapeng Bay National Scenic Area	0	
324	Kenting Sea Pool	0	
325	Liuqiu (Shiaoliuqiu)	0	
326	Sandimen	0	
327	Chuanfan Rock	0	
328	Hengchun Ancient City	11	0.2%
329	Liudui Hakka Cultural Park	0	
330	Jiaosi	15	0.3%
331	Tung Shan Science Area	2	0.0%
332	Taipingshan	0	
333	Suao Cold Springs	1	0.0%
334	Wufengqi Scenic Area	1	0.0%
335	Guishan Island (Turtle Island)	0	
336	Mei Hua Hu	1	0.0%
337	Shangrila Leisure Farm	0	
338	Nanfangao	2	0.0%
339	Taipingshan National Forest Recreation Area	1	0.0%
340	Toucheng Sea Pool	0	
341	Chilan Forest Playground	0	
342	Caoling Historic Trail	0	
343	Wushih Harbor	0	
344	Chia-Tsu-Lan Wine Museum	1	0.0%
345	National Center for Traditional Arts	0	
346	Lanyang Museum	0	
347	Bulau Bulau aboriginal village	0	
348	Jimmy Park, Yilan	2	0.0%
349	Luodong Forestry Culture Garden	0	
350	Taroko, Tienhsiang	24	0.4%
351	Hualien Farglory Ocean Park	0	

# d2c: d2c What tourist spots have you visited on this trip?			
Value	Label	Cases	Percentage
352	Qixing Lake (Qixingtang)	21	0.4%
353	Amis Cultural Village	1	0.0%
354	Liyu (Carp) Lake	2	0.0%
355	Shin Kong Chao Feng Ranch & Resort	2	0.0%
356	Ruisui Hongye Springs	0	
357	Xiuguluan River Rafting Area	0	
358	Wenshan Springs	0	
359	Mukumugi	0	
360	National DongHua University	0	
361	Hualien Seaside Park	0	
362	Whale and Dolphin Watching Tour along East Coast	0	
363	Hualien Sugar Factory	0	
364	Shitiping	0	
365	Hualien Tzuchi	1	0.0%
366	Mataian Wetland Ecological Park	0	
367	Liushidan Mountain	0	
368	Hualien Cultural Creative Industries Park	0	
369	Taiwan Happy Farm	0	
370	Chihpen	3	0.1%
371	Sanxiantai (Terrace of the Three Immortals)	5	0.1%
372	Lu Tao (Green Island)	0	
373	Baxian Cave (Baxiandong)	4	0.1%
374	Xiaoyeliu (Jialulan)	0	
375	Beinan Cultural Park	0	
376	Guanshan Water Park	0	
377	Chulu Pasture	0	
378	Taitung Veterans Farm	0	
379	Lanyu (Orchid Island)	1	0.0%
380	National Museum of Prehistory	0	
381	Chengkong Harbor	0	
382	Water Running Up	7	0.1%
383	Dulan Mountain	0	
384	Taitung Forest Park	1	0.0%
385	Mr. Brown Avenue	6	0.1%
386	Luye Gaotai hot air balloon area	1	0.0%
387	Duoliang Station	2	0.0%
400	Penghu National Scenic Area	0	
401	Jibei Island	0	
402	Qimei Island	1	0.0%
410	Cihu (Kinmen)	0	
411	Kinmen National Park	1	0.0%
412	Taoshan	0	
413	Guniungtou War Museum	1	0.0%
414	Kinmen Folk Culture Village	0	
415	Juguang Tower	0	

d2c: d2c What tourist spots have you visited on this trip?

Value	Label	Cases	Percentage
416	Taiwu Mountain	0	
417	Kinmen Liquor Factory	0	
418	Wujiang River Estuary	0	
419	Sun Yat-sen Memorial Forest	0	
430	Qinbi Village	0	
431	Bishan Sightseeing Platform	0	
801	Shilin Night Market in Taipei City	13	0.2%
802	Huaxi Street Tourist Night Market in Taipei City	0	
803	Raohe Street Tourist Night Market in Taipei City	16	0.3%
804	Shida Night Market in Taipei City	7	0.1%
805	Linjiang Street Tourist Night Market in Taipei City	0	
806	Gongguan Night Market in Taipei City	0	
807	Tihwa street Night market in Taipei City	2	0.0%
808	Ningxia Tourist Night Market in Taipei City	22	0.4%
809	Nanjichang Night Market in Taipei City	0	
810	Jingmei Night Market in Taipei City	0	
811	Liaoning Street Night Market in Taipei City	0	
812	Yansan Tourist Night Market in Taipei City	0	
813	Other Night Markets in Taipei City	0	
815	Yonghe Lehua Night Market in New Taipei City	0	
816	Banciao Nanya Night Market n New Taipei City	1	0.0%
817	Sinjhuang Night Market in New Taipei City	0	
818	Jhonghe Singnan Night Market in New Taipei City	0	
819	Fuda Garden Night Market in New Taipei City	0	
820	Sanho Night Market in Sanchong District,New Taipei City	1	0.0%
821	Other Night Markets in New Taipei City	0	
825	Keelung Miaokou Tourist Night Market	0	
826	Other Night Markets in Keelung City	0	
830	Jhongli Sinmin Night Market in Jhongli district ,Taoyuan	2	0.0%
831	Taoyuan Tourist Night Market	0	
832	Other Night Markets in Taoyuan City	1	0.0%
834	Chenghuang Temple Night Market in Hsinchu City	0	
835	Other Night Markets in Hsinchu City	0	
838	Night Markets in Hsinchu County	1	0.0%
840	Night Markets in Miaoli County	0	
843	Fongjia Night Market in Taichung City	3	0.1%
844	Jhonghua Night Market in Taichung City	0	
845	Yizhong Street Night Market in Taichung City	6	0.1%
846	Other Night Markets in Taichung City	4	0.1%
849	Night Market in Nantou County	0	
851	Night Markets in Changhua County	0	
853	Night Markets in Yunlin County	0	
855	Wenhua Rd. Night Market in Chiayi City	0	
856	Other Night Markets in Chiayi City	0	
858	Night Markets in Chiayi County	0	

# d2c: d2c What tourist spots have you visited on this trip?			
Value	Label	Cases	Percentage
860	Siaobei Rd. Night Market in Tainan City	0	
861	Huayuan Night Market in Tainan City	0	
862	Other Night Markets in Tainan City	1	0.0%
863	Other Night Markets in Tainan City	1	0.0%
865	Liuhe(2nd Rd.) Night Market in Kaohsiung City	8	0.1%
866	Sinsing Night Market in Kaohsiung City	0	
867	Rueifong Night Market in Kaohsiung City	5	0.1%
868	Jin-Zuan Night Market in Kaohsiung City	0	
869	Kaisyuan Night Market in Kaohsiung City	0	
870	Other Night Markets in Kaohsiung City	1	0.0%
871	Minzu Rd. Night Market in Pingtung County	0	
872	Other Night Markets in Pingtung County	0	
874	Luodong Night Market in Yilan County	2	0.0%
875	Other Night Markets in Yilan County	0	
877	Nanbin Night Market in Hualien County	0	
878	Dongdamen Night Market in Hualien County	0	
879	Huayuan Night Market in Hualien County	0	
880	Night Markets in Taitung County	0	
883	Night Markets in Penghu County	0	
885	Night Markets in Kinmen County	0	
Sysmiss		1228	
Warning: these figures indicate the number of cases found in the data file. They cannot be interpreted as summary statistics of the population of interest.			
# d2d: d2d What tourist spots have you visited on this trip?			
Information	[Type= discrete] [Format=numeric] [Range= 1-885] [Missing=*]		
Statistics [NW/ W]	[Valid=5315 /-] [Invalid=1910 /-]		
Value	Label	Cases	Percentage
1	Taipei 101	298	5.6%
2	National Palace Museum	1158	21.8%
3	Chiang Kai-shek Memorial Hall	600	11.3%
4	Xinyi Shopping District	18	0.3%
5	Ximending	733	13.8%
6	Taipei Martyrs' Shrine	74	1.4%
7	Eastern Distric of Taipei	17	0.3%
8	Longshan Temple	428	8.1%
9	Yangmingshan National Park	126	2.4%
10	Beitou	66	1.2%
11	Taipei Station Commercial District	8	0.2%
12	Presidential Office Building	53	1.0%
13	Maokong Area	24	0.5%
14	Taipei Zoo	39	0.7%
15	Taipei Metro Underground Market	7	0.1%
16	Wufenpu Garment Wholesale Area	39	0.7%
17	Miramar Entertainment Park Ferris Wheel	7	0.1%
18	Dr. Sun Yat-sen Memorial Hall	114	2.1%

d2d: d2d What tourist spots have you visited on this trip?

Value	Label	Cases	Percentage
19	Hsing Tian Kong	69	1.3%
20	Guang Hua Digital Plaza	0	
21	Taipei Fine Art Museum(Taipei Story House)	2	0.0%
22	Yuanshan	3	0.1%
23	Taipei Confucius Temple	2	0.0%
24	Shilin Official Residence	27	0.5%
25	Red House	1	0.0%
26	Tianmu	1	0.0%
27	Dalongdong Bao'an Temple	0	
28	228 Peace Memorial Park(National Taiwan Museum)	0	
29	Taipei Film House	0	
30	National Museum of History	1	0.0%
31	Museum of Contemporary Art, Taipei	2	0.0%
32	Jianguo Holiday Commercial District	1	0.0%
33	Taipei Children's Amusement Park	2	0.0%
34	Taipei City Hakka Cultural Park	0	
35	Taiwan Handicraft Promotion Center	0	
36	Sung Ye Museum of Formosan Aborigines	0	
37	Miniatures Museum of Taiwan	0	
38	Huajiang Park	0	
39	Suho Memorial Paper Museum	0	
40	Chinese Culture & Movie Center	0	
41	Taipei Botanical Garden	1	0.0%
42	Taipei Astronomical Museum	0	
43	Lin An Tai Old Homestead	0	
44	National Taiwan University	0	
45	Da Hu Park	3	0.1%
46	Lin Liu-Hsin Puppet Theatre Museum	0	
47	Postal Museum	0	
48	Taipei Hero House	0	
49	Nangang Business Park	0	
50	Taipei Flora Expo Park	2	0.0%
51	Huashan 1914 Creative Park	7	0.1%
52	Yongkang Street Commercial District	39	0.7%
53	Taipei Arena	1	0.0%
54	Songshan Cultural and Creative Park	5	0.1%
55	Bopiliao Old Street	0	
56	Xiangshan	32	0.6%
57	Da'an Forest Park	4	0.1%
58	Eslite Bookstore	4	0.1%
59	Sisi Nancun	0	
60	Syntrend Creative Park	0	
61	Dajia Riverside Park	0	
62	Yu You Ren Mansion and Qing Tian School	0	
65	Jiufen	261	4.9%

d2d: d2d What tourist spots have you visited on this trip?

Value	Label	Cases	Percentage
66	Tanshui	136	2.6%
67	Yehliu	60	1.1%
68	Jinguashi	10	0.2%
69	Wulai	3	0.1%
70	Yuanwangkeng Park	0	
71	Shihsanhang Museum of Archaeology	1	0.0%
72	Shenkeng Old Street	8	0.2%
73	Dharma Drum Mountain(Jinshan)	1	0.0%
74	Butian lake	1	0.0%
75	Trunk Rock, Shenao Cape	0	
76	Yingge Ceramics Museum	0	
77	Pinxi	99	1.9%
78	Yingge	0	
79	Sanxia	2	0.0%
80	Ocean World	0	
81	Juming Museum	0	
82	Pinlin	0	
83	Yun hsien Resort	0	
84	Tianlu Art Center	0	
85	Sanzhi	0	
86	The Lin Family Mansion and Garden	1	0.0%
87	Fulong beach	0	
88	Linkou	0	
89	Baisha Bay	0	
90	Bitou Cape Park	0	
91	New Taipei City Hakka Museum	0	
92	Formosa Fun Coast	0	
93	Guanyinshan	0	
94	coastline park	0	
95	Qing Shui Zu shi temple	0	
96	Naptune park	0	
97	Green Bay	0	
98	Longdong South Ocean Park	1	0.0%
99	Temple of Eighteen Deities	0	
100	Teresa Teng Memorail Park (Yun Garden)	0	
101	Mitsui Outlet Park Linkou	4	0.1%
103	Sandiaoijiao Cape Lighthouse	2	0.0%
104	Jingtong	0	
105	Ling Jiou Mountain Wu Sheng Monastery	0	
106	Houtong	6	0.1%
107	Shi Yang Shan Fang	0	
110	The Northeast Coastal Scienic Area	1	0.0%
111	Bisha Fishery Harbor	0	
112	Keelung Port	0	
113	Chung-Chen Park	0	

# d2d: d2d What tourist spots have you visited on this trip?			
Value	Label	Cases	Percentage
114	Patoutzu	1	0.0%
115	Peace Island	0	
116	Lover's Lake	0	
117	Ershawan Gun Emplacement	0	
118	Dawulun Gun Emplacement	0	
119	National Museum of Marine Science & Technology	0	
125	Window on China	1	0.0%
126	Dashi	1	0.0%
127	Shinmem Dam	2	0.0%
128	Cihu	0	
129	Zhongli	0	
130	Aviation Museum	0	
131	Lala Mountain	0	
132	TaiMall	0	
133	GLORIA OUTLETS	1	0.0%
134	Metro Walk Shopping Center	0	
135	Hsinchu Science Park	0	
136	Nanliao Fishery Harbor	1	0.0%
137	Ku Chi Peak	0	
138	Glass Museum	0	
139	Hsinchu Du Cheng Huang Temple	1	0.0%
140	National Tsing Hua University	0	
143	Qalang Smangus	0	
144	Xinyue Beach	0	
145	Leofoo Village Theme Park	2	0.0%
146	Neiwan	1	0.0%
147	Beipu	0	
148	Daba Peak	0	
149	Little Ding Dong Science Theme Park	0	
150	Buddhist Temple	0	
151	Wuzhishan Scenic Area	0	
152	Shengxing Station	1	0.0%
153	Bantianliao Haowangjiao	0	
154	Hwataoyao	0	
155	Sanyi Wood Sculptures	3	0.1%
156	Shihtoushan (Lion's Head Mountain)	0	
157	Tungsiio Beach Pool	0	
158	West Lake Resort	0	
159	Remains of Longteng Bridge	0	
160	Flying Cow Ranch	1	0.0%
161	She-Pa National Park	1	0.0%
162	Nanzhuang	0	
163	Taian hot Springs	0	
164	Houlong Township Qinghai Temple	0	
165	National Taichung Theater	3	0.1%

d2d: d2d What tourist spots have you visited on this trip?

Value	Label	Cases	Percentage
166	Miyahara	22	0.4%
167	Taichung Literature Museum	0	
168	Molecure Pharmacy	0	
169	Yide Mansion	0	
170	National Museum of Natural Science	4	0.1%
171	Rainbow Village	21	0.4%
172	Tunghai University	3	0.1%
173	The National Taiwan Museum of Fine Arts	1	0.0%
174	Sinshe	3	0.1%
175	Lihpao Land	0	
176	Li Shan (Pear Mountain)	0	
177	Tahuehshan Forest Recreation Area	0	
178	Wuling Farm	0	
179	Park Lane by CMP	2	0.0%
180	Yuanzui Mountain	0	
181	Gaomei Wetlands	13	0.2%
182	Dakeng Scenic Area	2	0.0%
183	Taichung Cultural and Creative Industries Park	0	
184	Maple Garden	1	0.0%
185	Sun Moon Lake	44	0.8%
186	Formosan Aborincinal culture Village	4	0.1%
187	Cingjing Veterans Farm	23	0.4%
188	Hsitou Bamboo Forest	4	0.1%
189	Chung Tai Chan Monastery	3	0.1%
190	Jiji	0	
191	Puli	7	0.1%
192	Sing Ling Temple	0	
193	Yushan National Park	1	0.0%
194	Puli Distillery	0	
195	921 Earthquake Museum of Taiwan	2	0.0%
196	Guguan	1	0.0%
197	Hohuanshan National Forest Recreation Area	2	0.0%
198	SunLinkSea	1	0.0%
199	The Nantou County Culture Park	0	
200	Checheng train station	0	
201	Wushe Scenic Area Recreation Area	0	
202	Shoutian Temple	0	
203	Dongpu Springs	0	
204	Aowanda National Forest Recreation Area	0	
205	Hung Gee Bees Farm	0	
206	Lushan Hot Springs	1	0.0%
207	Guangxing Paper Factory	1	0.0%
208	Tenshing Kiln Ceramics Cultural Park	0	
209	YUHSIU MUSEUM of ART	0	
210	Taiwan Le Tsang Temple	0	

# d2d: d2d What tourist spots have you visited on this trip?			
Value	Label	Cases	Percentage
211	Tai-Yi Red Maple Resort	0	
215	Lukang Mazu Temple	2	0.0%
216	Lukang	0	
217	Lukang Longshan Temple	1	0.0%
218	Baguashan	1	0.0%
219	Taiwan Folk Village	0	
220	Confucius Temple (Changhua)	0	
221	Lukang Old Street	4	0.1%
222	Taiwan Glass Gallery	0	
225	Janfusun Fancy World	1	0.0%
226	Beigan Matsu Temple	2	0.0%
227	Caoling	0	
229	Chiayi City	0	
230	Lantan Lake	0	
231	Hinoki Village	0	
232	Meishan (Hanshini Forest Recreation Area)	0	
233	High-Heel Wedding Church	0	
234	Suantou Sugar Factory-Factory Village	0	
235	Alishan	14	0.3%
236	Southern Branch of the National Palace Museum	0	
237	Chiayis Farm	0	
238	Dongshih Fishery Harbor	1	0.0%
239	Aogu Wetland Forest Park	1	0.0%
240	Old Fort of Anping (Fort Zeelandia)	9	0.2%
241	Chihkan Tower	17	0.3%
242	Confucius Temple (Tainan)	20	0.4%
243	Koxinga Shrine (Yanping Junwang Temple)	2	0.0%
244	Anping Port National Historical Scenic Area	7	0.1%
245	Eternal Golden Castle	0	
246	Tainan Grand Matsu Temple	2	0.0%
247	Luermen Tienhogong Temple	0	
248	Xishu Golden Beach	0	
249	Official God of War Temple (Sacrificial Rites Martial Temple	0	
250	Wufei Temple (Five Consorts Temple)	0	
251	Taijiang National Park	2	0.0%
252	Southern Taiwan Science Park	0	
253	Ten Drum Rende Suger Culture and Creativety Park	0	
254	Chimei Museum	2	0.0%
255	Taiwan Salt Museum	0	
256	National Museum of Taiwan Literature	0	
260	Guanziling	2	0.0%
261	Qigu Birdseeing	1	0.0%
262	Wushantou Reservoir Scenic Area	1	0.0%
263	Tsengwen Reservoir Scenic Area	0	
264	Dakeng Recreation Farm	0	

# d2d: d2d What tourist spots have you visited on this trip?			
Value	Label	Cases	Percentage
265	Tsou-Ma-Lai Farm	0	
266	Hayashi Department Store	0	
270	Love River	28	0.5%
271	Sizhiwan Bay	40	0.8%
272	Lotus Lake	24	0.5%
273	Qijin Seaside Park	19	0.4%
274	Shou Shan(Shou Shan Zoo)	2	0.0%
275	National Kaohsiung Center for the Arts (Weiwuying)	0	
276	Urban Spotlight	0	
277	Kaohsiung 85 Sky Building	2	0.0%
278	Kaohsiung Main Public Library	0	
279	Confucius Temple (Kaohsiung)	4	0.1%
280	Kaohsiung Port	1	0.0%
281	Blue Lagoon Water Theme Park	0	
282	Kaohsiung Museum of History	0	
283	Chijin Mazu Temple	0	
284	National Science and Technology Museum	0	
285	Kaohsiung Museum of Fine Arts	0	
286	Dream Mall	12	0.2%
287	New Juejiang Shopping Area	6	0.1%
288	Gushan Ferry Station	0	
289	Central Park (Kaohsiung)	1	0.0%
290	Former British Consulate	2	0.0%
291	Teresa Teng Memorial Hall	0	
292	EDA World	8	0.2%
293	Kaohsiung Arena	1	0.0%
294	Pier-2 Art Cneter	13	0.2%
295	Fo Kuang Shan	17	0.3%
296	Cheng Ching Lake	0	
297	Meinong Hakka Cultural Village	0	
298	Baolai and Bulao Springs	0	
299	Maolin National Scenic Area	0	
300	Liugui Service Area	0	
301	Jiaxian	0	
302	Meishan Visitor Center	0	
303	Kaohsiung Farm	0	
304	Tengzhi National Forest Recreation Area	0	
305	Shihba Luohan Shan	0	
306	Saijia Service Area (Saijia Aviation Park)	0	
307	Sugar Industry Cultural Park	0	
308	Da Dong Art Center	0	
309	Wushanding Mud Volcano	0	
313	Qikong Waterfall	0	
314	Houbihu	0	
315	Kenting National Park	13	0.2%

d2d: d2d What tourist spots have you visited on this trip?

Value	Label	Cases	Percentage
316	Lankan Ecological Protection Area	0	
317	National Museum of Marine Biology and Aquarium	2	0.0%
318	Fangliao Township	0	
319	Sichongxi	0	
320	Jialeshuei Scenic Area	0	
321	Kenting Space Port	0	
322	Nanwan Beach Recreation Area	0	
323	Dapeng Bay National Scenic Area	0	
324	Kenting Sea Pool	0	
325	Liuqiu (Shiaoliuqiu)	1	0.0%
326	Sandimen	0	
327	Chuanfan Rock	0	
328	Hengchun Ancient City	2	0.0%
329	Liudui Hakka Cultural Park	0	
330	Jiaosi	10	0.2%
331	Tung Shan Science Area	1	0.0%
332	Taipingshan	0	
333	Suao Cold Springs	1	0.0%
334	Wufengqi Scenic Area	1	0.0%
335	Guishan Island (Turtle Island)	0	
336	Mei Hua Hu	0	
337	Shangrila Leisure Farm	0	
338	Nanfangao	1	0.0%
339	Taipingshan National Forest Recreation Area	1	0.0%
340	Toucheng Sea Pool	0	
341	Chilan Forest Playground	0	
342	Caoling Historic Trail	0	
343	Wushih Harbor	0	
344	Chia-Tsu-Lan Wine Museum	0	
345	National Center for Traditional Arts	1	0.0%
346	Lanyang Museum	1	0.0%
347	Bulau Bulau aboriginal village	0	
348	Jimmy Park, Yilan	0	
349	Luodong Forestry Culture Garden	1	0.0%
350	Taroko, Tienhsiang	13	0.2%
351	Hualien Farglory Ocean Park	0	
352	Qixing Lake (Qixingtian)	11	0.2%
353	Amis Cultural Village	2	0.0%
354	Liyu (Carp) Lake	1	0.0%
355	Shin Kong Chao Feng Ranch & Resort	1	0.0%
356	Ruisui Hongye Springs	3	0.1%
357	Xiuguluan River Rafting Area	0	
358	Wenshan Springs	0	
359	Mukumugi	0	
360	National DongHua University	0	

# d2d: d2d What tourist spots have you visited on this trip?			
Value	Label	Cases	Percentage
361	Hualien Seaside Park	0	
362	Whale and Dolphine Watching Tour along East Coast	1	0.0%
363	Hualien Sugar Factory	1	0.0%
364	Shitiping	1	0.0%
365	Hualien Tzuchi	0	
366	Mataian Wetland Ecological Park	0	
367	Liushidan Mountain	0	
368	Hualien Cultural Creative Industries Park	0	
369	Taiwan Happy Farm	0	
370	Chihpen	1	0.0%
371	Sanxiantai (Terrace of the Three Immortals)	2	0.0%
372	Lu Tao (Green Island)	0	
373	Baxian Cave (Baxiandong)	2	0.0%
374	Xiaoyeliu (Jialulan)	1	0.0%
375	Beinan Cultural Park	0	
376	Guanshan Water Park	0	
377	Chulu Pasture	0	
378	Taitung Veterans Farm	0	
379	Lanyu (Orchid Island)	0	
380	National Museum of Prehistory	0	
381	Chengkong Harbor	0	
382	Water Running Up	2	0.0%
383	Dulan Mountain	0	
384	Taitung Forest Park	0	
385	Mr. Brown Avenue	4	0.1%
386	Luye Gaotai hot air balloon area	0	
387	Duoliang Station	2	0.0%
400	Penghu National Scenic Area	2	0.0%
401	Jibei Island	0	
402	Qimei Island	0	
410	Cihu (Kinmen)	0	
411	Kinmen National Park	0	
412	Taoshan	0	
413	Guniungtou War Museum	0	
414	Kinmen Folk Culture Village	0	
415	Juguang Tower	0	
416	Taiwu Mountain	0	
417	Kinmen Liquor Factory	0	
418	Wujiang River Estuary	0	
419	Sun Yat-sen Memorial Forest	0	
430	Qinbi Village	0	
431	Bishan Sightseeing Platform	0	
801	Shilin Night Market in Taipei City	40	0.8%
802	Huaxi Street Tourist Night Market in Taipei City	3	0.1%
803	Raohe Street Tourist Night Market in Taipei City	29	0.5%

d2d: d2d What tourist spots have you visited on this trip?

Value	Label	Cases	Percentage
804	Shida Night Market in Taipei City	16	0.3%
805	Linjiang Street Tourist Night Market in Taipei City	1	0.0%
806	Gongguan Night Market in Taipei City	0	
807	Tihwa street Night market in Taipei City	3	0.1%
808	Ningxia Tourist Night Market in Taipei City	33	0.6%
809	Nanjichang Night Market in Taipei City	0	
810	Jingmei Night Market in Taipei City	0	
811	Liaoning Street Night Market in Taipei City	0	
812	Yansan Tourist Night Market in Taipei City	0	
813	Other Night Markets in Taipei City	0	
815	Yonghe Lehua Night Market in New Taipei City	1	0.0%
816	Banciao Nanya Night Market n New Taipei City	0	
817	Sinjhuang Night Market in New Taipei City	0	
818	Jhonghe Singnan Night Market in New Taipei City	0	
819	Fuda Garden Night Market in New Taipei City	0	
820	Sanho Night Market in Sanchong District,New Taipei City	0	
821	Other Night Markets in New Taipei City	0	
825	Keelung Miaokou Tourist Night Market	3	0.1%
826	Other Night Markets in Keelung City	0	
830	Jhongli Sinmin Night Market in Jhongli district ,Taoyuan	0	
831	Taoyuan Tourist Night Market	0	
832	Other Night Markets in Taoyuan City	0	
834	Chenghuang Temple Night Market in Hsinchu City	1	0.0%
835	Other Night Markets in Hsinchu City	0	
838	Night Markets in Hsinchu County	0	
840	Night Markets in Miaoli County	0	
843	Fongjia Night Market in Taichung City	2	0.0%
844	Jhonghua Night Market in Taichung City	0	
845	Yizhong Street Night Market in Taichung City	11	0.2%
846	Other Night Markets in Taichung City	1	0.0%
849	Night Market in Nantou County	0	
851	Night Markets in Changhua County	0	
853	Night Markets in Yunlin County	0	
855	Wenhua Rd. Night Market in Chiayi City	0	
856	Other Night Markets in Chiayi City	0	
858	Night Markets in Chiayi County	1	0.0%
860	Siaobei Rd. Night Market in Tainan City	0	
861	Huayuan Night Market in Tainan City	0	
862	Other Night Markets in Tainan City	2	0.0%
863	Other Night Markets in Tainan City	0	
865	Liuhe(2nd Rd.) Night Market in Kaohsiung City	3	0.1%
866	Sinsing Night Market in Kaohsiung City	0	
867	Rueifong Night Market in Kaohsiung City	3	0.1%
868	Jin-Zuan Night Market in Kaohsiung City	0	
869	Kaisyuan Night Market in Kaohsiung City	0	

# d2d: d2d What tourist spots have you visited on this trip?			
Value	Label	Cases	Percentage
870	Other Night Markets in Kaohsiung City	1	0.0%
871	Minzu Rd. Night Market in Pingtung County	0	
872	Other Night Markets in Pingtung County	0	
874	Luodong Night Market in Yilan County	1	0.0%
875	Other Night Markets in Yilan County	0	
877	Nanbin Night Market in Hualien County	0	
878	Dongdamen Night Market in Hualien County	1	0.0%
879	Huayuan Night Market in Hualien County	0	
880	Night Markets in Taitung County	0	
883	Night Markets in Penghu County	0	
885	Night Markets in Kinmen County	0	
Sysmiss		1910	
Warning: these figures indicate the number of cases found in the data file. They cannot be interpreted as summary statistics of the population of interest.			
# d2e: d2e What tourist spots have you visited on this trip?			
Information	[Type= discrete] [Format=numeric] [Range= 1-885] [Missing=*]		
Statistics [NW/ W]	[Valid=4562 /-] [Invalid=2663 /-]		
Value	Label	Cases	Percentage
1	Taipei 101	117	2.6%
2	National Palace Museum	149	3.3%
3	Chiang Kai-shek Memorial Hall	799	17.5%
4	Xinyi Shopping District	10	0.2%
5	Ximending	522	11.4%
6	Taipei Martyrs' Shrine	62	1.4%
7	Eastern Distric of Taipei	10	0.2%
8	Longshan Temple	370	8.1%
9	Yangmingshan National Park	49	1.1%
10	Beitou	81	1.8%
11	Taipei Station Commercial District	9	0.2%
12	Presidential Office Building	92	2.0%
13	Maokong Area	20	0.4%
14	Taipei Zoo	62	1.4%
15	Taipei Metro Underground Market	2	0.0%
16	Wufenpu Garment Wholesale Area	33	0.7%
17	Miramar Entertainment Park Ferris Wheel	1	0.0%
18	Dr. Sun Yat-sen Memorial Hall	251	5.5%
19	Hsing Tian Kong	82	1.8%
20	Guang Hua Digital Plaza	0	
21	Taipei Fine Art Museum(Taipei Story House)	1	0.0%
22	Yuanshan	3	0.1%
23	Taipei Confucius Temple	2	0.0%
24	Shilin Official Residence	75	1.6%
25	Red House	1	0.0%
26	Tianmu	0	
27	Dalongdong Bao'an Temple	1	0.0%

# d2e: d2e What tourist spots have you visited on this trip?			
Value	Label	Cases	Percentage
28	228 Peace Memorial Park(National Taiwan Museum)	0	
29	Taipei Film House	0	
30	National Museum of History	0	
31	Museum of Contemporary Art, Taipei	1	0.0%
32	Jianguo Holiday Commercial District	2	0.0%
33	Taipei Children's Amusement Park	1	0.0%
34	Taipei City Hakka Cultural Park	0	
35	Taiwan Handicraft Promotion Center	0	
36	Sung Ye Museum of Formosan Aborigines	0	
37	Miniatures Museum of Taiwan	1	0.0%
38	Huajiang Park	0	
39	Suho Memorial Paper Museum	0	
40	Chinese Culture & Movie Center	0	
41	Taipei Botanical Garden	0	
42	Taipei Astronomical Museum	2	0.0%
43	Lin An Tai Old Homestead	0	
44	National Taiwan University	0	
45	Da Hu Park	1	0.0%
46	Lin Liu-Hsin Puppet Theatre Museum	0	
47	Postal Museum	0	
48	Taipei Hero House	1	0.0%
49	Nangang Business Park	1	0.0%
50	Taipei Flora Expo Park	1	0.0%
51	Huashan 1914 Creative Park	3	0.1%
52	Yongkang Street Commercial District	51	1.1%
53	Taipei Arena	2	0.0%
54	Songshan Cultural and Creative Park	4	0.1%
55	Bopiliao Old Street	0	
56	Xiangshan	49	1.1%
57	Da'an Forest Park	1	0.0%
58	Eslite Bookstore	5	0.1%
59	Sisi Nancun	1	0.0%
60	Syntrend Creative Park	0	
61	Dajia Riverside Park	0	
62	Yu You Ren Mansion and Qing Tian School	1	0.0%
65	Jiufen	333	7.3%
66	Tanshui	165	3.6%
67	Yehliu	124	2.7%
68	Jinguashi	12	0.3%
69	Wulai	8	0.2%
70	Yuanwangkeng Park	0	
71	Shihsanhang Museum of Archaeology	3	0.1%
72	Shenkeng Old Street	8	0.2%
73	Dharma Drum Mountain(Jinshan)	2	0.0%
74	Butian lake	2	0.0%

# d2e: d2e What tourist spots have you visited on this trip?			
Value	Label	Cases	Percentage
75	Trunk Rock, Shenao Cape	0	
76	Yingge Ceramics Museum	0	
77	Pinxi	144	3.2%
78	Yingge	2	0.0%
79	Sanxia	3	0.1%
80	Ocean World	0	
81	Juming Museum	0	
82	Pinlin	1	0.0%
83	Yun hsien Resort	0	
84	Tianlu Art Center	2	0.0%
85	Sanzhi	0	
86	The Lin Family Mansion and Garden	0	
87	Fulong beach	3	0.1%
88	Linkou	0	
89	Baisha Bay	0	
90	Bitou Cape Park	0	
91	New Taipei City Hakka Museum	0	
92	Formosa Fun Coast	0	
93	Guanyinshan	0	
94	coastline park	0	
95	Qing Shui Zu shi temple	0	
96	Naptune park	0	
97	Green Bay	0	
98	Longdong South Ocean Park	2	0.0%
99	Temple of Eighteen Deities	0	
100	Teresa Teng Memorail Park (Yun Garden)	1	0.0%
101	Mitsui Outlet Park Linkou	2	0.0%
103	Sandiaoiao Cape Lighthouse	0	
104	Jingtong	0	
105	Ling Jiou Mountain Wu Sheng Monastery	0	
106	Houtong	8	0.2%
107	Shi Yang Shan Fang	0	
110	The Northeast Coastal Scenic Area	1	0.0%
111	Bisha Fishery Harbor	0	
112	Keelung Port	1	0.0%
113	Chung-Chen Park	0	
114	Patoutzu	0	
115	Peace Island	1	0.0%
116	Lover's Lake	0	
117	Ershawan Gun Emplacement	0	
118	Dawulun Gun Emplacement	0	
119	National Museum of Marine Science & Technology	0	
125	Window on China	3	0.1%
126	Dashi	2	0.0%
127	Shinmem Dam	1	0.0%

# d2e: d2e What tourist spots have you visited on this trip?			
Value	Label	Cases	Percentage
128	Cihu	2	0.0%
129	Zhongli	0	
130	Aviation Museum	0	
131	Lala Mountain	0	
132	TaiMall	2	0.0%
133	GLORIA OUTLETS	2	0.0%
134	Metro Walk Shopping Center	0	
135	Hsinchu Science Park	0	
136	Nanliao Fishery Harbor	0	
137	Ku Chi Peak	0	
138	Glass Museum	0	
139	Hsinchu Du Cheng Huang Temple	1	0.0%
140	National Tsing Hua University	0	
143	Qalang Smangus	0	
144	Xinyue Beach	0	
145	Leofoo Village Theme Park	1	0.0%
146	Neiwan	1	0.0%
147	Beipu	0	
148	Daba Peak	0	
149	Little Ding Dong Science Theme Park	0	
150	Buddhist Temple	0	
151	Wuzhishan Scenic Area	0	
152	Shengxing Station	0	
153	Bantianliao Haowangjiao	0	
154	Hwataoyao	0	
155	Sanyi Wood Sculptures	1	0.0%
156	Shihtoushan (Lion's Head Mountain)	0	
157	Tungsiio Beach Pool	0	
158	West Lake Resort	0	
159	Remains of Longteng Bridge	0	
160	Flying Cow Ranch	0	
161	She-Pa National Park	0	
162	Nanzhuang	0	
163	Taian hot Springs	0	
164	Houlong Township Qinghai Temple	0	
165	National Taichung Theater	3	0.1%
166	Miyahara	17	0.4%
167	Taichung Literature Museum	0	
168	Molecure Pharmacy	0	
169	Yide Mansion	0	
170	National Museum of Natural Science	1	0.0%
171	Rainbow Village	22	0.5%
172	Tunghai University	2	0.0%
173	The National Taiwan Museum of Fine Arts	3	0.1%
174	Sinshe	5	0.1%

# d2e: d2e What tourist spots have you visited on this trip?			
Value	Label	Cases	Percentage
175	Lihpao Land	0	
176	Li Shan (Pear Mountain)	0	
177	Tahuehshan Forest Recreation Area	1	0.0%
178	Wuling Farm	1	0.0%
179	Park Lane by CMP	4	0.1%
180	Yuanzui Mountain	0	
181	Gaomei Wetlands	12	0.3%
182	Dakeng Scenic Area	0	
183	Taichung Cultural and Creative Industries Park	1	0.0%
184	Maple Garden	1	0.0%
185	Sun Moon Lake	74	1.6%
186	Formosan Aborincinal culture Village	7	0.2%
187	Cingjing Veterans Farm	21	0.5%
188	Hsitou Bamboo Forest	2	0.0%
189	Chung Tai Chan Monastery	4	0.1%
190	Jiji	1	0.0%
191	Puli	9	0.2%
192	Sing Ling Temple	0	
193	Yushan National Park	0	
194	Puli Distillery	1	0.0%
195	921 Earthquake Museum of Taiwan	0	
196	Guguan	0	
197	Hohuanshan National Forest Recreation Area	1	0.0%
198	SunLinkSea	0	
199	The Nantou County Culture Park	0	
200	Checheng train station	0	
201	Wushe Scenic Area Recreation Area	0	
202	Shoutian Temple	0	
203	Dongpu Springs	0	
204	Aowanda National Forest Recreation Area	0	
205	Hung Gee Bees Farm	0	
206	Lushan Hot Springs	0	
207	Guangxing Paper Factory	0	
208	Tenshing Kiln Ceramics Cultural Park	0	
209	YUHSIU MUSEUM of ART	0	
210	Taiwan Le Tsang Temple	0	
211	Tai-Yi Red Maple Resort	0	
215	Lukang Mazu Temple	0	
216	Lukang	0	
217	Lukang Longshan Temple	0	
218	Baguashan	3	0.1%
219	Taiwan Folk Village	0	
220	Confucius Temple (Changhua)	0	
221	Lukang Old Street	4	0.1%
222	Taiwan Glass Gallery	0	

# d2e: d2e What tourist spots have you visited on this trip?			
Value	Label	Cases	Percentage
225	Janfusun Fancy World	1	0.0%
226	Beigan Matsu Temple	0	
227	Caoling	0	
229	Chiayi City	0	
230	Lantan Lake	0	
231	Hinoki Village	0	
232	Meishan (Hanshini Forest Recreation Area)	0	
233	High-Heel Wedding Church	0	
234	Suantou Sugar Factory-Factory Village	0	
235	Alishan	18	0.4%
236	Southern Branch of the National Palace Museum	0	
237	Chiayis Farm	0	
238	Dongshih Fishery Harbor	0	
239	Aogu Wetland Forest Park	0	
240	Old Fort of Anping (Fort Zeelandia)	18	0.4%
241	Chihkan Tower	8	0.2%
242	Confucius Temple (Tainan)	11	0.2%
243	Koxinga Shrine (Yanping Junwang Temple)	7	0.2%
244	Anping Port National Historical Scenic Area	6	0.1%
245	Eternal Golden Castle	8	0.2%
246	Tainan Grand Matsu Temple	0	
247	Luermen Tienhogong Temple	1	0.0%
248	Xishu Golden Beach	0	
249	Official God of War Temple (Sacrificial Rites Martial Temple	0	
250	Wufei Temple (Five Consorts Temple)	0	
251	Taijiang National Park	1	0.0%
252	Southern Taiwan Science Park	0	
253	Ten Drum Rende Suger Culture and Creativety Park	1	0.0%
254	Chimei Museum	2	0.0%
255	Taiwan Salt Museum	0	
256	National Museum of Taiwan Literature	0	
260	Guanziling	0	
261	Qigu Birdseeing	3	0.1%
262	Wushantou Reservoir Scenic Area	0	
263	Tsengwen Reservoir Scenic Area	0	
264	Dakeng Recreation Farm	0	
265	Tsou-Ma-Lai Farm	0	
266	Hayashi Department Store	0	
270	Love River	32	0.7%
271	Sizhiwan Bay	28	0.6%
272	Lotus Lake	23	0.5%
273	Qijin Seaside Park	23	0.5%
274	Shou Shan(Shou Shan Zoo)	3	0.1%
275	National Kaohsiung Center for the Arts (Weiwuying)	1	0.0%
276	Urban Spotlight	0	

d2e: d2e What tourist spots have you visited on this trip?

Value	Label	Cases	Percentage
277	Kaohsiung 85 Sky Building	2	0.0%
278	Kaohsiung Main Public Library	0	
279	Confucius Temple (Kaohsiung)	5	0.1%
280	Kaohsiung Port	1	0.0%
281	Blue Lagoon Water Theme Park	0	
282	Kaohsiung Museum of History	0	
283	Chijin Mazu Temple	0	
284	National Science and Technology Museum	0	
285	Kaohsiung Museum of Fine Arts	0	
286	Dream Mall	7	0.2%
287	New Juejiang Shopping Area	2	0.0%
288	Gushan Ferry Station	0	
289	Central Park (Kaohsiung)	1	0.0%
290	Former British Consulate	5	0.1%
291	Teresa Teng Memorial Hall	0	
292	EDA World	6	0.1%
293	Kaohsiung Arena	0	
294	Pier-2 Art Cneter	20	0.4%
295	Fo Kuang Shan	10	0.2%
296	Cheng Ching Lake	0	
297	Meinong Hakka Cultural Village	1	0.0%
298	Baolai and Bulao Springs	0	
299	Maolin National Scenic Area	0	
300	Liugui Service Area	0	
301	Jiaxian	0	
302	Meishan Visitor Center	0	
303	Kaohsiung Farm	0	
304	Tengzhi National Forest Recreation Area	0	
305	Shihba Luohan Shan	0	
306	Saijia Service Area (Saijia Aviation Park)	0	
307	Sugar Industry Cultural Park	0	
308	Da Dong Art Center	0	
309	Wushanding Mud Volcano	0	
313	Qikong Waterfall	0	
314	Houbihu	0	
315	Kenting National Park	18	0.4%
316	Lankan Ecological Protection Area	0	
317	National Museum of Marine Biology and Aquarium	5	0.1%
318	Fangliao Township	0	
319	Sichongxi	0	
320	Jialeshuei Scenic Area	1	0.0%
321	Kenting Space Port	0	
322	Nanwan Beach Recreation Area	0	
323	Dapeng Bay National Scenic Area	0	
324	Kenting Sea Pool	0	

d2e: d2e What tourist spots have you visited on this trip?

Value	Label	Cases	Percentage
325	Liuqiu (Shiaoliuqiu)	1	0.0%
326	Sandimen	0	
327	Chuanfan Rock	0	
328	Hengchun Ancient City	5	0.1%
329	Liudui Hakka Cultural Park	0	
330	Jiaosi	13	0.3%
331	Tung Shan Science Area	1	0.0%
332	Taipingshan	0	
333	Suao Cold Springs	1	0.0%
334	Wufengqi Scenic Area	0	
335	Guishan Island (Turtle Island)	0	
336	Mei Hua Hu	2	0.0%
337	Shangrila Leisure Farm	0	
338	Nanfangao	1	0.0%
339	Taipingshan National Forest Recreation Area	1	0.0%
340	Toucheng Sea Pool	0	
341	Chilan Forest Playground	0	
342	Caoling Historic Trail	0	
343	Wushih Harbor	0	
344	Chia-Tsu-Lan Wine Museum	1	0.0%
345	National Center for Traditional Arts	1	0.0%
346	Lanyang Museum	0	
347	Bulau Bulau aboriginal village	0	
348	Jimmy Park, Yilan	0	
349	Luodong Forestry Culture Garden	0	
350	Taroko, Tienhsiang	19	0.4%
351	Hualien Farglory Ocean Park	1	0.0%
352	Qixing Lake (Qixingtian)	12	0.3%
353	Amis Cultural Village	0	
354	Liyu (Carp) Lake	1	0.0%
355	Shin Kong Chao Feng Ranch & Resort	1	0.0%
356	Ruisui Hongye Springs	4	0.1%
357	Xiuguluan River Rafting Area	0	
358	Wenshan Springs	0	
359	Mukumugi	0	
360	National DongHua University	0	
361	Hualien Seaside Park	0	
362	Whale and Dolphine Watching Tour along East Coast	0	
363	Hualien Sugar Factory	0	
364	Shitiping	0	
365	Hualien Tzuchi	0	
366	Mataian Wetland Ecological Park	0	
367	Liushidan Mountain	0	
368	Hualien Cultural Creative Industries Park	0	
369	Taiwan Happy Farm	0	

# d2e: d2e What tourist spots have you visited on this trip?			
Value	Label	Cases	Percentage
370	Chihpen	0	
371	Sanxiantai (Terrace of the Three Immortals)	1	0.0%
372	Lu Tao (Green Island)	0	
373	Baxian Cave (Baxiandong)	3	0.1%
374	Xiaoyeliu (Jialulan)	0	
375	Beinan Cultural Park	0	
376	Guanshan Water Park	0	
377	Chulu Pasture	0	
378	Taitung Veterans Farm	0	
379	Lanyu (Orchid Island)	0	
380	National Museum of Prehistory	0	
381	Chengkong Harbor	0	
382	Water Running Up	2	0.0%
383	Dulan Mountain	1	0.0%
384	Taitung Forest Park	0	
385	Mr. Brown Avenue	3	0.1%
386	Luye Gaotai hot air balloon area	0	
387	Duoliang Station	0	
400	Penghu National Scenic Area	0	
401	Jibei Island	0	
402	Qimei Island	0	
410	Cihu (Kinmen)	0	
411	Kinmen National Park	0	
412	Taoshan	0	
413	Guniungtou War Museum	0	
414	Kinmen Folk Culture Village	0	
415	Juguang Tower	0	
416	Taiwu Mountain	0	
417	Kinmen Liquor Factory	0	
418	Wujiang River Estuary	0	
419	Sun Yat-sen Memorial Forest	0	
430	Qinbi Village	0	
431	Bishan Sightseeing Platform	0	
801	Shilin Night Market in Taipei City	65	1.4%
802	Huaxi Street Tourist Night Market in Taipei City	13	0.3%
803	Raohe Street Tourist Night Market in Taipei City	33	0.7%
804	Shida Night Market in Taipei City	18	0.4%
805	Linjiang Street Tourist Night Market in Taipei City	1	0.0%
806	Gongguan Night Market in Taipei City	3	0.1%
807	Tihwa street Night market in Taipei City	4	0.1%
808	Ningxia Tourist Night Market in Taipei City	50	1.1%
809	Nanjichang Night Market in Taipei City	1	0.0%
810	Jingmei Night Market in Taipei City	0	
811	Liaoning Street Night Market in Taipei City	1	0.0%
812	Yansan Tourist Night Market in Taipei City	0	

# d2e: d2e What tourist spots have you visited on this trip?			
Value	Label	Cases	Percentage
813	Other Night Markets in Taipei City	0	
815	Yonghe Lehua Night Market in New Taipei City	0	
816	Banciao Nanya Night Market n New Taipei City	3	0.1%
817	Sinjhuang Night Market in New Taipei City	0	
818	Jhonghe Singnan Night Market in New Taipei City	0	
819	Fuda Garden Night Market in New Taipei City	0	
820	Sanho Night Market in Sanchong District,New Taipei City	0	
821	Other Night Markets in New Taipei City	0	
825	Keelung Miaokou Tourist Night Market	2	0.0%
826	Other Night Markets in Keelung City	0	
830	Jhongli Sinmin Night Market in Jhongli district ,Taoyuan	1	0.0%
831	Taoyuan Tourist Night Market	1	0.0%
832	Other Night Markets in Taoyuan City	0	
834	Chenghuang Temple Night Market in Hsinchu City	0	
835	Other Night Markets in Hsinchu City	1	0.0%
838	Night Markets in Hsinchu County	0	
840	Night Markets in Miaoli County	0	
843	Fongjia Night Market in Taichung City	8	0.2%
844	Jhonghua Night Market in Taichung City	0	
845	Yizhong Street Night Market in Taichung City	7	0.2%
846	Other Night Markets in Taichung City	1	0.0%
849	Night Market in Nantou County	0	
851	Night Markets in Changhua County	0	
853	Night Markets in Yunlin County	0	
855	Wenhua Rd. Night Market in Chiayi City	0	
856	Other Night Markets in Chiayi City	0	
858	Night Markets in Chiayi County	0	
860	Siaobei Rd. Night Market in Tainan City	0	
861	Huayuan Night Market in Tainan City	3	0.1%
862	Other Night Markets in Tainan City	1	0.0%
863	Other Night Markets in Tainan City	0	
865	Liuhe(2nd Rd.) Night Market in Kaohsiung City	9	0.2%
866	Sinsing Night Market in Kaohsiung City	0	
867	Rueifong Night Market in Kaohsiung City	3	0.1%
868	Jin-Zuan Night Market in Kaohsiung City	0	
869	Kaisyuan Night Market in Kaohsiung City	0	
870	Other Night Markets in Kaohsiung City	1	0.0%
871	Minzu Rd. Night Market in Pingtung County	0	
872	Other Night Markets in Pingtung County	0	
874	Luodong Night Market in Yilan County	1	0.0%
875	Other Night Markets in Yilan County	0	
877	Nanbin Night Market in Hualien County	0	
878	Dongdamen Night Market in Hualien County	1	0.0%
879	Huayuan Night Market in Hualien County	0	
880	Night Markets in Taitung County	0	

# d2e: d2e What tourist spots have you visited on this trip?			
Value	Label	Cases	Percentage
883	Night Markets in Penghu County	0	
885	Night Markets in Kinmen County	0	
Sysmiss		2663	
Warning: these figures indicate the number of cases found in the data file. They cannot be interpreted as summary statistics of the population of interest.			
# d2f: d2f What tourist spots have you visited on this trip?			
Information	[Type= discrete] [Format=numeric] [Range= 1-885] [Missing=*]		
Statistics [NW/ W]	[Valid=3815 /-] [Invalid=3410 /-]		
Value	Label	Cases	Percentage
1	Taipei 101	72	<div><div></div></div> 1.9%
2	National Palace Museum	33	<div><div></div></div> 0.9%
3	Chiang Kai-shek Memorial Hall	288	<div><div></div></div> 7.5%
4	Xinyi Shopping District	2	<div><div></div></div> 0.1%
5	Ximending	283	<div><div></div></div> 7.4%
6	Taipei Martyrs' Shrine	17	<div><div></div></div> 0.4%
7	Eastern Distric of Taipei	7	<div><div></div></div> 0.2%
8	Longshan Temple	187	<div><div></div></div> 4.9%
9	Yangmingshan National Park	45	<div><div></div></div> 1.2%
10	Beitou	88	<div><div></div></div> 2.3%
11	Taipei Station Commercial District	2	<div><div></div></div> 0.1%
12	Presidential Office Building	159	<div><div></div></div> 4.2%
13	Maokong Area	24	<div><div></div></div> 0.6%
14	Taipei Zoo	23	<div><div></div></div> 0.6%
15	Taipei Metro Underground Market	1	<div><div></div></div> 0.0%
16	Wufenpu Garment Wholesale Area	25	<div><div></div></div> 0.7%
17	Miramar Entertainment Park Ferris Wheel	4	<div><div></div></div> 0.1%
18	Dr. Sun Yat-sen Memorial Hall	347	<div><div></div></div> 9.1%
19	Hsing Tian Kong	66	<div><div></div></div> 1.7%
20	Guang Hua Digital Plaza	0	
21	Taipei Fine Art Museum(Taipei Story House)	0	
22	Yuanshan	6	<div><div></div></div> 0.2%
23	Taipei Confucius Temple	3	<div><div></div></div> 0.1%
24	Shilin Official Residence	180	<div><div></div></div> 4.7%
25	Red House	1	<div><div></div></div> 0.0%
26	Tianmu	0	
27	Dalongdong Bao'an Temple	1	<div><div></div></div> 0.0%
28	228 Peace Memorial Park(National Taiwan Museum)	2	<div><div></div></div> 0.1%
29	Taipei Film House	0	
30	National Museum of History	0	
31	Museum of Contemporary Art, Taipei	0	
32	Jianguo Holiday Commercial District	0	
33	Taipei Children's Amusement Park	1	<div><div></div></div> 0.0%
34	Taipei City Hakka Cultural Park	0	
35	Taiwan Handicraft Promotion Center	1	<div><div></div></div> 0.0%
36	Sung Ye Museum of Formosan Aborigines	0	

d2f: d2f What tourist spots have you visited on this trip?

Value	Label	Cases	Percentage
37	Miniatures Museum of Taiwan	1	0.0%
38	Huajiang Park	0	
39	Suho Memorial Paper Museum	0	
40	Chinese Culture & Movie Center	0	
41	Taipei Botanical Garden	0	
42	Taipei Astronomical Museum	0	
43	Lin An Tai Old Homestead	0	
44	National Taiwan University	0	
45	Da Hu Park	0	
46	Lin Liu-Hsin Puppet Theatre Museum	0	
47	Postal Museum	0	
48	Taipei Hero House	0	
49	Nangang Business Park	1	0.0%
50	Taipei Flora Expo Park	0	
51	Huashan 1914 Creative Park	5	0.1%
52	Yongkang Street Commercial District	36	0.9%
53	Taipei Arena	0	
54	Songshan Cultural and Creative Park	1	0.0%
55	Bopiliao Old Street	0	
56	Xiangshan	46	1.2%
57	Da'an Forest Park	2	0.1%
58	Eslite Bookstore	4	0.1%
59	Sisi Nancun	0	
60	Syntrend Creative Park	1	0.0%
61	Dajia Riverside Park	0	
62	Yu You Ren Mansion and Qing Tian School	0	
65	Jiufen	362	9.5%
66	Tanshui	197	5.2%
67	Yehliu	192	5.0%
68	Jinguashi	19	0.5%
69	Wulai	7	0.2%
70	Yuanwangkeng Park	0	
71	Shihsanhang Museum of Archaeology	3	0.1%
72	Shenkeng Old Street	3	0.1%
73	Dharma Drum Mountain(Jinshan)	1	0.0%
74	Butian lake	3	0.1%
75	Trunk Rock, Shenao Cape	2	0.1%
76	Yingge Ceramics Museum	0	
77	Pinxi	154	4.0%
78	Yingge	1	0.0%
79	Sanxia	0	
80	Ocean World	0	
81	Juming Museum	0	
82	Pinlin	0	
83	Yun hsien Resort	0	

# d2f: d2f What tourist spots have you visited on this trip?			
Value	Label	Cases	Percentage
84	Tianlu Art Center	3	0.1%
85	Sanzhi	0	
86	The Lin Family Mansion and Garden	0	
87	Fulong beach	0	
88	Linkou	1	0.0%
89	Baisha Bay	1	0.0%
90	Bitou Cape Park	0	
91	New Taipei City Hakka Museum	0	
92	Formosa Fun Coast	0	
93	Guanyinshan	0	
94	coastline park	0	
95	Qing Shui Zu shi temple	0	
96	Naptune park	0	
97	Green Bay	0	
98	Longdong South Ocean Park	2	0.1%
99	Temple of Eighteen Deities	0	
100	Teresa Teng Memorail Park (Yun Garden)	0	
101	Mitsui Outlet Park Linkou	2	0.1%
103	Sandiaoiaiao Cape Lighthouse	1	0.0%
104	Jingtong	1	0.0%
105	Ling Jiou Mountain Wu Sheng Monastery	0	
106	Houtong	14	0.4%
107	Shi Yang Shan Fang	0	
110	The Northeast Coastal Scienic Area	0	
111	Bisha Fishery Harbor	0	
112	Keelung Port	0	
113	Chung-Chen Park	0	
114	Patoutzu	1	0.0%
115	Peace Island	0	
116	Lover's Lake	0	
117	Ershawan Gun Emplacement	0	
118	Dawulun Gun Emplacemnt	0	
119	National Museum of Marine Science & Technology	0	
125	Window on China	2	0.1%
126	Dashi	1	0.0%
127	Shinmem Dam	0	
128	Cihu	3	0.1%
129	Zhongli	0	
130	Aviation Museum	0	
131	Lala Mountain	0	
132	TaiMall	1	0.0%
133	GLORIA OUTLETS	0	
134	Metro Walk Shopping Center	0	
135	Hsinchu Science Park	0	
136	Nanliao Fishery Harbor	0	

d2f: d2f What tourist spots have you visited on this trip?

Value	Label	Cases	Percentage
137	Ku Chi Peak	0	
138	Glass Museum	0	
139	Hsinchu Du Cheng Huang Temple	0	
140	National Tsing Hua University	1	0.0%
143	Qalang Smangus	0	
144	Xinyue Beach	0	
145	Leofoo Village Theme Park	4	0.1%
146	Neiwan	1	0.0%
147	Beipu	0	
148	Daba Peak	0	
149	Little Ding Dong Science Theme Park	0	
150	Buddhist Temple	0	
151	Wuzhishan Scenic Area	0	
152	Shengxing Station	0	
153	Bantianliao Haowangjiao	0	
154	Hwataoyao	0	
155	Sanyi Wood Sculptures	0	
156	Shihtoushan (Lion's Head Mountain)	0	
157	Tungsiio Beach Pool	0	
158	West Lake Resort	0	
159	Remains of Longteng Bridge	1	0.0%
160	Flying Cow Ranch	4	0.1%
161	She-Pa National Park	0	
162	Nanzhuang	0	
163	Taian hot Springs	0	
164	Houlong Township Qinghai Temple	0	
165	National Taichung Theater	1	0.0%
166	Miyahara	7	0.2%
167	Taichung Literature Museum	0	
168	Molecure Pharmacy	0	
169	Yide Mansion	0	
170	National Museum of Natural Science	0	
171	Rainbow Village	22	0.6%
172	Tunghai University	3	0.1%
173	The National Taiwan Museum of Fine Arts	0	
174	Sinshe	2	0.1%
175	Lihpao Land	1	0.0%
176	Li Shan (Pear Mountain)	0	
177	Tahuehshan Forest Recreation Area	0	
178	Wuling Farm	0	
179	Park Lane by CMP	1	0.0%
180	Yuanzui Mountain	0	
181	Gaomei Wetlands	13	0.3%
182	Dakeng Scenic Area	1	0.0%
183	Taichung Cultural and Creative Industries Park	0	

# d2f: d2f What tourist spots have you visited on this trip?			
Value	Label	Cases	Percentage
184	Maple Garden	0	
185	Sun Moon Lake	124	<div></div> 3.3%
186	Formosan Aborincinal culture Village	8	<div></div> 0.2%
187	Cingjing Veterans Farm	23	<div></div> 0.6%
188	Hsitou Bamboo Forest	4	<div></div> 0.1%
189	Chung Tai Chan Monastery	8	<div></div> 0.2%
190	Jiji	0	
191	Puli	7	<div></div> 0.2%
192	Sing Ling Temple	0	
193	Yushan National Park	0	
194	Puli Distillery	0	
195	921 Earthquake Museum of Taiwan	0	
196	Guguan	0	
197	Hohuanshan National Forest Recreation Area	1	<div></div> 0.0%
198	SunLinkSea	0	
199	The Nantou County Culture Park	0	
200	Checheng train station	3	<div></div> 0.1%
201	Wushe Scenic Area Recreation Area	0	
202	Shoutian Temple	0	
203	Dongpu Springs	0	
204	Aowanda National Forest Recreation Area	0	
205	Hung Gee Bees Farm	0	
206	Lushan Hot Springs	0	
207	Guangxing Paper Factory	0	
208	Tenshing Kiln Ceramics Cultural Park	0	
209	YUHSIU MUSEUM of ART	0	
210	Taiwan Le Tsang Temple	0	
211	Tai-Yi Red Maple Resort	0	
215	Lukang Mazu Temple	0	
216	Lukang	0	
217	Lukang Longshan Temple	0	
218	Baguashan	0	
219	Taiwan Folk Village	0	
220	Confucius Temple (Changhua)	0	
221	Lukang Old Street	3	<div></div> 0.1%
222	Taiwan Glass Gallery	1	<div></div> 0.0%
225	Janfusun Fancy World	1	<div></div> 0.0%
226	Beigan Matsu Temple	0	
227	Caoling	0	
229	Chiayi City	0	
230	Lantan Lake	0	
231	Hinoki Village	0	
232	Meishan (Hanshini Forest Recreation Area)	1	<div></div> 0.0%
233	High-Heel Wedding Church	0	
234	Suantou Sugar Factory-Factory Village	0	

# d2f: d2f What tourist spots have you visited on this trip?			
Value	Label	Cases	Percentage
235	Alishan	26	<div><div></div></div> 0.7%
236	Southern Branch of the National Palace Museum	0	
237	Chiayis Farm	0	
238	Dongshih Fishery Harbor	0	
239	Aogu Wetland Forest Park	0	
240	Old Fort of Anping (Fort Zeelandia)	13	<div><div></div></div> 0.3%
241	Chihkan Tower	19	<div><div></div></div> 0.5%
242	Confucius Temple (Tainan)	5	<div><div></div></div> 0.1%
243	Koxinga Shrine (Yanping Junwang Temple)	2	<div><div></div></div> 0.1%
244	Anping Port National Historical Scenic Area	7	<div><div></div></div> 0.2%
245	Eternal Golden Castle	7	<div><div></div></div> 0.2%
246	Tainan Grand Matsu Temple	0	
247	Luermen Tienhogong Temple	0	
248	Xishu Golden Beach	0	
249	Official God of War Temple (Sacrificial Rites Martial Temple	0	
250	Wufei Temple (Five Consorts Temple)	0	
251	Taijiang National Park	0	
252	Southern Taiwan Science Park	0	
253	Ten Drum Rende Suger Culture and Creativity Park	0	
254	Chimei Museum	4	<div><div></div></div> 0.1%
255	Taiwan Salt Museum	0	
256	National Museum of Taiwan Literature	0	
260	Guanziling	2	<div><div></div></div> 0.1%
261	Qigu Birdseeing	0	
262	Wushantou Reservoir Scenic Area	0	
263	Tsengwen Reservoir Scenic Area	0	
264	Dakeng Recreation Farm	0	
265	Tsou-Ma-Lai Farm	0	
266	Hayashi Department Store	0	
270	Love River	32	<div><div></div></div> 0.8%
271	Sizhiwan Bay	28	<div><div></div></div> 0.7%
272	Lotus Lake	27	<div><div></div></div> 0.7%
273	Qijin Seaside Park	14	<div><div></div></div> 0.4%
274	Shou Shan(Shou Shan Zoo)	4	<div><div></div></div> 0.1%
275	National Kaohsiung Center for the Arts (Weiwuying)	0	
276	Urban Spotlight	0	
277	Kaohsiung 85 Sky Building	0	
278	Kaohsiung Main Public Library	1	<div><div></div></div> 0.0%
279	Confucius Temple (Kaohsiung)	2	<div><div></div></div> 0.1%
280	Kaohsiung Port	0	
281	Blue Lagoon Water Theme Park	0	
282	Kaohsiung Museum of History	0	
283	Chijin Mazu Temple	0	
284	National Science and Technology Museum	0	
285	Kaohsiung Museum of Fine Arts	1	<div><div></div></div> 0.0%

d2f: d2f What tourist spots have you visited on this trip?

Value	Label	Cases	Percentage
286	Dream Mall	7	0.2%
287	New Juejiang Shopping Area	5	0.1%
288	Gushan Ferry Station	0	
289	Central Park (Kaohsiung)	0	
290	Former British Consulate	1	0.0%
291	Teresa Teng Memorial Hall	0	
292	EDA World	2	0.1%
293	Kaohsiung Arena	0	
294	Pier-2 Art Cneter	23	0.6%
295	Fo Kuang Shan	9	0.2%
296	Cheng Ching Lake	1	0.0%
297	Meinong Hakka Cultural Village	0	
298	Baolai and Bulao Springs	0	
299	Maolin National Scenic Area	0	
300	Liugui Service Area	0	
301	Jiaxian	0	
302	Meishan Visitor Center	0	
303	Kaohsiung Farm	0	
304	Tengzhi National Forest Recreation Area	0	
305	Shihba Luohan Shan	0	
306	Saijia Service Area (Saijia Aviation Park)	0	
307	Sugar Industry Cultural Park	1	0.0%
308	Da Dong Art Center	0	
309	Wushanding Mud Volcano	0	
313	Qikong Waterfall	0	
314	Houbihu	0	
315	Kenting National Park	19	0.5%
316	Lankan Ecological Protection Area	0	
317	National Museum of Marine Biology and Aquarium	8	0.2%
318	Fangliau Township	0	
319	Sichongxi	0	
320	Jialeshuei Scenic Area	0	
321	Kenting Space Port	0	
322	Nanwan Beach Recreation Area	1	0.0%
323	Dapeng Bay National Scenic Area	0	
324	Kenting Sea Pool	0	
325	Liuqiu (Shiaoliuqiu)	1	0.0%
326	Sandimen	0	
327	Chuanfan Rock	0	
328	Hengchun Ancient City	8	0.2%
329	Liudui Hakka Cultural Park	0	
330	Jiaosi	13	0.3%
331	Tung Shan Science Area	0	
332	Taipingshan	0	
333	Suao Cold Springs	0	

# d2f: d2f What tourist spots have you visited on this trip?			
Value	Label	Cases	Percentage
334	Wufengqi Scenic Area	0	
335	Guishan Island (Turtle Island)	0	
336	Mei Hua Hu	1	0.0%
337	Shangrila Leisure Farm	0	
338	Nanfangao	4	0.1%
339	Taipingshan National Forest Recreation Area	0	
340	Toucheng Sea Pool	0	
341	Chilan Forest Playground	0	
342	Caoling Historic Trail	0	
343	Wushih Harbor	1	0.0%
344	Chia-Tsu-Lan Wine Museum	0	
345	National Center for Traditional Arts	1	0.0%
346	Lanyang Museum	1	0.0%
347	Bulau Bulau aboriginal village	0	
348	Jimmy Park, Yilan	1	0.0%
349	Luodong Forestry Culture Garden	0	
350	Taroko, Tienhsiang	28	0.7%
351	Hualien Farglory Ocean Park	0	
352	Qixing Lake (Qixingtang)	15	0.4%
353	Amis Cultural Village	2	0.1%
354	Liyu (Carp) Lake	0	
355	Shin Kong Chao Feng Ranch & Resort	0	
356	Ruisui Hongye Springs	0	
357	Xiuguluan River Rafting Area	0	
358	Wenshan Springs	0	
359	Mukumugi	0	
360	National DongHua University	1	0.0%
361	Hualien Seaside Park	0	
362	Whale and Dolphine Watching Tour along East Coast	0	
363	Hualien Sugar Factory	1	0.0%
364	Shitiping	0	
365	Hualien Tzuchi	0	
366	Mataian Wetland Ecological Park	0	
367	Liushidan Mountain	0	
368	Hualien Cultural Creative Industries Park	0	
369	Taiwan Happy Farm	0	
370	Chihpen	5	0.1%
371	Sanxiantai (Terrace of the Three Immortals)	1	0.0%
372	Lu Tao (Green Island)	0	
373	Baxian Cave (Baxiandong)	1	0.0%
374	Xiaoyeliu (Jialulan)	1	0.0%
375	Beinan Cultural Park	0	
376	Guanshan Water Park	0	
377	Chulu Pasture	0	
378	Taitung Veterans Farm	0	

# d2f: d2f What tourist spots have you visited on this trip?			
Value	Label	Cases	Percentage
379	Lanyu (Orchid Island)	0	
380	National Museum of Prehistory	0	
381	Chengkong Harbor	0	
382	Water Running Up	4	0.1%
383	Dulan Mountain	0	
384	Taitung Forest Park	1	0.0%
385	Mr. Brown Avenue	1	0.0%
386	Luye Gaotai hot air balloon area	0	
387	Duoliang Station	2	0.1%
400	Penghu National Scenic Area	1	0.0%
401	Jibei Island	0	
402	Qimei Island	0	
410	Cihu (Kinmen)	0	
411	Kinmen National Park	0	
412	Taoshan	0	
413	Guniungtou War Museum	0	
414	Kinmen Folk Culture Village	0	
415	Juguang Tower	0	
416	Taiwu Mountain	0	
417	Kinmen Liquor Factory	0	
418	Wujiang River Estuary	0	
419	Sun Yat-sen Memorial Forest	0	
430	Qinbi Village	0	
431	Bishan Sightseeing Platform	0	
801	Shilin Night Market in Taipei City	61	1.6%
802	Huaxi Street Tourist Night Market in Taipei City	5	0.1%
803	Raohe Street Tourist Night Market in Taipei City	45	1.2%
804	Shida Night Market in Taipei City	32	0.8%
805	Linjiang Street Tourist Night Market in Taipei City	4	0.1%
806	Gongguan Night Market in Taipei City	2	0.1%
807	Tihwa street Night market in Taipei City	2	0.1%
808	Ningxia Tourist Night Market in Taipei City	48	1.3%
809	Nanjichang Night Market in Taipei City	2	0.1%
810	Jingmei Night Market in Taipei City	0	
811	Liaoning Street Night Market in Taipei City	0	
812	Yansan Tourist Night Market in Taipei City	0	
813	Other Night Markets in Taipei City	0	
815	Yonghe Lehua Night Market in New Taipei City	1	0.0%
816	Banciao Nanya Night Market n New Taipei City	0	
817	Sinjuhuang Night Market in New Taipei City	0	
818	Jhonghe Singnan Night Market in New Taipei City	0	
819	Fuda Garden Night Market in New Taipei City	1	0.0%
820	Sanho Night Market in Sanchong District,New Taipei City	1	0.0%
821	Other Night Markets in New Taipei City	0	
825	Keelung Miaokou Tourist Night Market	5	0.1%

# d2f: d2f What tourist spots have you visited on this trip?			
Value	Label	Cases	Percentage
826	Other Night Markets in Keelung City	0	
830	Jhongli Sinmin Night Market in Jhongli district ,Taoyuan	2	0.1%
831	Taoyuan Tourist Night Market	0	
832	Other Night Markets in Taoyuan City	0	
834	Chenghuang Temple Night Market in Hsinchu City	0	
835	Other Night Markets in Hsinchu City	0	
838	Night Markets in Hsinchu County	0	
840	Night Markets in Miaoli County	0	
843	Fongjia Night Market in Taichung City	10	0.3%
844	Jhonghua Night Market in Taichung City	0	
845	Yizhong Street Night Market in Taichung City	15	0.4%
846	Other Night Markets in Taichung City	1	0.0%
849	Night Market in Nantou County	0	
851	Night Markets in Changhua County	0	
853	Night Markets in Yunlin County	0	
855	Wenhua Rd. Night Market in Chiayi City	0	
856	Other Night Markets in Chiayi City	0	
858	Night Markets in Chiayi County	0	
860	Siaobei Rd. Night Market in Tainan City	0	
861	Huayuan Night Market in Tainan City	0	
862	Other Night Markets in Tainan City	4	0.1%
863	Other Night Markets in Tainan City	1	0.0%
865	Liuhe(2nd Rd.) Night Market in Kaohsiung City	9	0.2%
866	Sinsing Night Market in Kaohsiung City	0	
867	Rueifong Night Market in Kaohsiung City	7	0.2%
868	Jin-Zuan Night Market in Kaohsiung City	0	
869	Kaisyuan Night Market in Kaohsiung City	0	
870	Other Night Markets in Kaohsiung City	0	
871	Minzu Rd. Night Market in Pingtung County	0	
872	Other Night Markets in Pingtung County	0	
874	Luodong Night Market in Yilan County	3	0.1%
875	Other Night Markets in Yilan County	0	
877	Nanbin Night Market in Hualien County	0	
878	Dongdamen Night Market in Hualien County	0	
879	Huayuan Night Market in Hualien County	0	
880	Night Markets in Taitung County	0	
883	Night Markets in Penghu County	0	
885	Night Markets in Kinmen County	0	
Sysmiss		3410	
Warning: these figures indicate the number of cases found in the data file. They cannot be interpreted as summary statistics of the population of interest.			
# d2g: d2g What tourist spots have you visited on this trip?			
Information	[Type= discrete] [Format=numeric] [Range= 1-885] [Missing=*]		
Statistics [NW/ W]	[Valid=3113 /-] [Invalid=4112 /-]		

d2g: d2g What tourist spots have you visited on this trip?

Value	Label	Cases	Percentage
1	Taipei 101	31	1.0%
2	National Palace Museum	15	0.5%
3	Chiang Kai-shek Memorial Hall	119	3.8%
4	Xinyi Shopping District	4	0.1%
5	Ximending	139	4.5%
6	Taipei Martyrs' Shrine	3	0.1%
7	Eastern Distric of Taipei	5	0.2%
8	Longshan Temple	41	1.3%
9	Yangmingshan National Park	27	0.9%
10	Beitou	66	2.1%
11	Taipei Station Commercial District	4	0.1%
12	Presidential Office Building	103	3.3%
13	Maokong Area	18	0.6%
14	Taipei Zoo	7	0.2%
15	Taipei Metro Underground Market	0	
16	Wufenpu Garment Wholesale Area	15	0.5%
17	Miramar Entertainment Park Ferris Wheel	2	0.1%
18	Dr. Sun Yat-sen Memorial Hall	185	5.9%
19	Hsing Tian Kong	39	1.3%
20	Guang Hua Digital Plaza	0	
21	Taipei Fine Art Museum(Taipei Story House)	1	0.0%
22	Yuanshan	7	0.2%
23	Taipei Confucius Temple	2	0.1%
24	Shilin Official Residence	233	7.5%
25	Red House	0	
26	Tianmu	0	
27	Dalongdong Bao'an Temple	0	
28	228 Peace Memorial Park(National Taiwan Museum)	1	0.0%
29	Taipei Film House	0	
30	National Museum of History	0	
31	Museum of Contemporary Art, Taipei	0	
32	Jianguo Holiday Commercial District	0	
33	Taipei Children's Amusement Park	1	0.0%
34	Taipei City Hakka Cultural Park	0	
35	Taiwan Handicraft Promotion Center	0	
36	Sung Ye Museum of Formosan Aborigines	0	
37	Miniatures Museum of Taiwan	0	
38	Huajiang Park	0	
39	Suho Memorial Paper Museum	0	
40	Chinese Culture & Movie Center	0	
41	Taipei Botanical Garden	0	
42	Taipei Astronomical Museum	1	0.0%
43	Lin An Tai Old Homestead	1	0.0%
44	National Taiwan University	0	
45	Da Hu Park	1	0.0%

d2g: d2g What tourist spots have you visited on this trip?

Value	Label	Cases	Percentage
46	Lin Liu-Hsin Puppet Theatre Museum	0	
47	Postal Museum	0	
48	Taipei Hero House	1	0.0%
49	Nangang Business Park	0	
50	Taipei Flora Expo Park	0	
51	Huashan 1914 Creative Park	1	0.0%
52	Yongkang Street Commercial District	29	0.9%
53	Taipei Arena	1	0.0%
54	Songshan Cultural and Creative Park	1	0.0%
55	Bopiliao Old Street	0	
56	Xiangshan	40	1.3%
57	Da'an Forest Park	1	0.0%
58	Eslite Bookstore	7	0.2%
59	Sisi Nancun	0	
60	Syntrend Creative Park	0	
61	Dajia Riverside Park	0	
62	Yu You Ren Mansion and Qing Tian School	0	
65	Jiufen	239	7.7%
66	Tanshui	193	6.2%
67	Yehliu	247	7.9%
68	Jinguashi	6	0.2%
69	Wulai	5	0.2%
70	Yuanwangkeng Park	0	
71	Shihsanhang Museum of Archaeology	3	0.1%
72	Shenkeng Old Street	11	0.4%
73	Dharma Drum Mountain(Jinshan)	3	0.1%
74	Butian lake	0	
75	Trunk Rock, Shenao Cape	0	
76	Yingge Ceramics Museum	1	0.0%
77	Pinxi	181	5.8%
78	Yingge	1	0.0%
79	Sanxia	1	0.0%
80	Ocean World	0	
81	Juming Museum	0	
82	Pinlin	0	
83	Yun hsien Resort	0	
84	Tianlu Art Center	2	0.1%
85	Sanzhi	0	
86	The Lin Family Mansion and Garden	2	0.1%
87	Fulong beach	1	0.0%
88	Linkou	0	
89	Baisha Bay	0	
90	Bitou Cape Park	0	
91	New Taipei City Hakka Museum	0	
92	Formosa Fun Coast	0	

# d2g: d2g What tourist spots have you visited on this trip?			
Value	Label	Cases	Percentage
93	Guanyinshan	0	
94	coastline park	0	
95	Qing Shui Zu shi temple	0	
96	Naptune park	0	
97	Green Bay	0	
98	Longdong South Ocean Park	0	
99	Temple of Eighteen Deities	0	
100	Teresa Teng Memorail Park (Yun Garden)	0	
101	Mitsui Outlet Park Linkou	0	
103	Sandiaoiao Cape Lighthouse	1	0.0%
104	Jingtong	0	
105	Ling Jiou Mountain Wu Sheng Monastery	0	
106	Houtong	15	0.5%
107	Shi Yang Shan Fang	0	
110	The Northeast Coastal Scienic Area	0	
111	Bisha Fishery Harbor	0	
112	Keelung Port	0	
113	Chung-Chen Park	0	
114	Patoutzu	0	
115	Peace Island	0	
116	Lover's Lake	0	
117	Ershawan Gun Emplacement	0	
118	Dawulun Gun Emplacemnt	0	
119	National Museum of Marine Science & Technology	0	
125	Window on China	5	0.2%
126	Dashi	0	
127	Shinmem Dam	0	
128	Cihu	7	0.2%
129	Zhongli	0	
130	Aviation Museum	0	
131	Lala Mountain	1	0.0%
132	TaiMall	0	
133	GLORIA OUTLETS	0	
134	Metro Walk Shopping Center	0	
135	Hsinchu Science Park	0	
136	Nanliao Fishery Harbor	0	
137	Ku Chi Peak	0	
138	Glass Museum	0	
139	Hsinchu Du Cheng Huang Temple	0	
140	National Tsing Hua University	0	
143	Qalang Smangus	0	
144	Xinyue Beach	0	
145	Leofoo Village Theme Park	6	0.2%
146	Neiwan	1	0.0%
147	Beipu	0	

d2g: d2g What tourist spots have you visited on this trip?

Value	Label	Cases	Percentage
148	Daba Peak	0	
149	Little Ding Dong Science Theme Park	0	
150	Buddhist Temple	0	
151	Wuzhishan Scenic Area	0	
152	Shengxing Station	2	0.1%
153	Bantianliao Haowangjiao	0	
154	Hwataoyao	0	
155	Sanyi Wood Sculptures	0	
156	Shihtoushan (Lion's Head Mountain)	0	
157	Tungsiio Beach Pool	0	
158	West Lake Resort	0	
159	Remains of Longteng Bridge	0	
160	Flying Cow Ranch	0	
161	She-Pa National Park	0	
162	Nanzhuang	0	
163	Taian hot Springs	0	
164	Houlong Township Qinghai Temple	0	
165	National Taichung Theater	3	0.1%
166	Miyahara	10	0.3%
167	Taichung Literature Museum	0	
168	Molecure Pharmacy	0	
169	Yide Mansion	0	
170	National Museum of Natural Science	0	
171	Rainbow Village	13	0.4%
172	Tunghai University	3	0.1%
173	The National Taiwan Museum of Fine Arts	1	0.0%
174	Sinshe	4	0.1%
175	Lihpao Land	0	
176	Li Shan (Pear Mountain)	0	
177	Tahuehshan Forest Recreation Area	0	
178	Wuling Farm	0	
179	Park Lane by CMP	2	0.1%
180	Yuanzui Mountain	0	
181	Gaomei Wetlands	17	0.5%
182	Dakeng Scenic Area	0	
183	Taichung Cultural and Creative Industries Park	0	
184	Maple Garden	0	
185	Sun Moon Lake	177	5.7%
186	Formosan Aborincinal culture Village	17	0.5%
187	Cingjing Veterans Farm	23	0.7%
188	Hsitou Bamboo Forest	1	0.0%
189	Chung Tai Chan Monastery	19	0.6%
190	Jiji	1	0.0%
191	Puli	13	0.4%
192	Sing Ling Temple	0	

# d2g: d2g What tourist spots have you visited on this trip?			
Value	Label	Cases	Percentage
193	Yushan National Park	0	
194	Puli Distillery	1	0.0%
195	921 Earthquake Museum of Taiwan	0	
196	Guguan	1	0.0%
197	Hohuanshan National Forest Recreation Area	2	0.1%
198	SunLinkSea	0	
199	The Nantou County Culture Park	0	
200	Checheng train station	0	
201	Wushe Scenic Area Recreation Area	0	
202	Shoutian Temple	0	
203	Dongpu Springs	0	
204	Aowanda National Forest Recreation Area	0	
205	Hung Gee Bees Farm	0	
206	Lushan Hot Springs	1	0.0%
207	Guangxing Paper Factory	0	
208	Tenshing Kiln Ceramics Cultural Park	0	
209	YUHSIU MUSEUM of ART	0	
210	Taiwan Le Tsang Temple	0	
211	Tai-Yi Red Maple Resort	1	0.0%
215	Lukang Mazu Temple	0	
216	Lukang	0	
217	Lukang Longshan Temple	0	
218	Baguashan	1	0.0%
219	Taiwan Folk Village	0	
220	Confucius Temple (Changhua)	0	
221	Lukang Old Street	3	0.1%
222	Taiwan Glass Gallery	0	
225	Janfusun Fancy World	0	
226	Beigan Matsu Temple	0	
227	Caoling	0	
229	Chiayi City	0	
230	Lantan Lake	0	
231	Hinoki Village	0	
232	Meishan (Hanshini Forest Recreation Area)	0	
233	High-Heel Wedding Church	0	
234	Suantou Sugar Factory-Factory Village	0	
235	Alishan	49	1.6%
236	Southern Branch of the National Palace Museum	0	
237	Chiayis Farm	0	
238	Dongshih Fishery Harbor	0	
239	Aogu Wetland Forest Park	0	
240	Old Fort of Anping (Fort Zeelandia)	11	0.4%
241	Chihkkan Tower	19	0.6%
242	Confucius Temple (Tainan)	12	0.4%
243	Koxinga Shrine (Yanping Junwang Temple)	5	0.2%

# d2g: d2g What tourist spots have you visited on this trip?			
Value	Label	Cases	Percentage
244	Anping Port National Historical Scenic Area	4	0.1%
245	Eternal Golden Castle	1	0.0%
246	Tainan Grand Matsu Temple	0	
247	Luermen Tienhogong Temple	0	
248	Xishu Golden Beach	0	
249	Official God of War Temple (Sacrificial Rites Martial Temple	0	
250	Wufei Temple (Five Consorts Temple)	0	
251	Taijiang National Park	1	0.0%
252	Southern Taiwan Science Park	0	
253	Ten Drum Rende Suger Culture and Creativety Park	2	0.1%
254	Chimei Museum	2	0.1%
255	Taiwan Salt Museum	0	
256	National Museum of Taiwan Literature	0	
260	Guanziling	1	0.0%
261	Qigu Birdseeing	3	0.1%
262	Wushantou Reservoir Scenic Area	1	0.0%
263	Tsengwen Reservoir Scenic Area	0	
264	Dakeng Recreation Farm	0	
265	Tsou-Ma-Lai Farm	0	
266	Hayashi Department Store	0	
270	Love River	30	1.0%
271	Sizhiwan Bay	32	1.0%
272	Lotus Lake	42	1.3%
273	Qijin Seaside Park	19	0.6%
274	Shou Shan(Shou Shan Zoo)	5	0.2%
275	National Kaohsiung Center for the Arts (Weiwuying)	0	
276	Urban Spotlight	0	
277	Kaohsiung 85 Sky Building	0	
278	Kaohsiung Main Public Library	0	
279	Confucius Temple (Kaohsiung)	9	0.3%
280	Kaohsiung Port	0	
281	Blue Lagoon Water Theme Park	0	
282	Kaohsiung Museum of History	1	0.0%
283	Chijin Mazu Temple	0	
284	National Science and Technology Museum	1	0.0%
285	Kaohsiung Museum of Fine Arts	0	
286	Dream Mall	7	0.2%
287	New Juejiang Shopping Area	2	0.1%
288	Gushan Ferry Station	0	
289	Central Park (Kaohsiung)	0	
290	Former British Consulate	2	0.1%
291	Teresa Teng Memorial Hall	0	
292	EDA World	1	0.0%
293	Kaohsiung Arena	1	0.0%
294	Pier-2 Art Cneter	15	0.5%

# d2g: d2g What tourist spots have you visited on this trip?			
Value	Label	Cases	Percentage
295	Fo Kuang Shan	25	<div><div></div></div> 0.8%
296	Cheng Ching Lake	2	<div><div></div></div> 0.1%
297	Meinong Hakka Cultural Village	0	
298	Baolai and Bulao Springs	0	
299	Maolin National Scenic Area	0	
300	Liugui Service Area	0	
301	Jiaxian	0	
302	Meishan Visitor Center	0	
303	Kaohsiung Farm	0	
304	Tengzhi National Forest Recreation Area	0	
305	Shihba Luohan Shan	0	
306	Saijia Service Area (Saijia Aviation Park)	0	
307	Sugar Industry Cultural Park	0	
308	Da Dong Art Center	0	
309	Wushanding Mud Volcano	1	<div><div></div></div> 0.0%
313	Qikong Waterfall	0	
314	Houbihu	0	
315	Kenting National Park	29	<div><div></div></div> 0.9%
316	Lankan Ecological Protection Area	0	
317	National Museum of Marine Biology and Aquarium	3	<div><div></div></div> 0.1%
318	Fangliau Township	0	
319	Sichongxi	0	
320	Jialeshuei Scenic Area	1	<div><div></div></div> 0.0%
321	Kenting Space Port	0	
322	Nanwan Beach Recreation Area	0	
323	Dapeng Bay National Scenic Area	0	
324	Kenting Sea Pool	0	
325	Liuqiu (Shiaoliuqiu)	1	<div><div></div></div> 0.0%
326	Sandimen	0	
327	Chuanfan Rock	0	
328	Hengchun Ancient City	6	<div><div></div></div> 0.2%
329	Liudui Hakka Cultural Park	0	
330	Jiaosi	8	<div><div></div></div> 0.3%
331	Tung Shan Science Area	0	
332	Taipingshan	0	
333	Suao Cold Springs	2	<div><div></div></div> 0.1%
334	Wufengqi Scenic Area	0	
335	Guishan Island (Turtle Island)	0	
336	Mei Hua Hu	0	
337	Shangrila Leisure Farm	0	
338	Nanfangao	0	
339	Taipingshan National Forest Recreation Area	0	
340	Toucheng Sea Pool	0	
341	Chilan Forest Playground	0	
342	Caoling Historic Trail	0	

d2g: d2g What tourist spots have you visited on this trip?

Value	Label	Cases	Percentage
343	Wushih Harbor	0	
344	Chia-Tsu-Lan Wine Museum	0	
345	National Center for Traditional Arts	1	0.0%
346	Lanyang Museum	4	0.1%
347	Bulau Bulau aboriginal village	0	
348	Jimmy Park, Yilan	2	0.1%
349	Luodong Forestry Culture Garden	0	
350	Taroko, Tienhsiang	33	1.1%
351	Hualien Farglory Ocean Park	0	
352	Qixing Lake (Qixingtang)	24	0.8%
353	Amis Cultural Village	2	0.1%
354	Liyu (Carp) Lake	1	0.0%
355	Shin Kong Chao Feng Ranch & Resort	2	0.1%
356	Ruisui Hongye Springs	3	0.1%
357	Xiuguluan River Rafting Area	0	
358	Wenshan Springs	0	
359	Mukumugi	0	
360	National DongHua University	0	
361	Hualien Seaside Park	0	
362	Whale and Dolphine Watching Tour along East Coast	0	
363	Hualien Sugar Factory	0	
364	Shitiping	1	0.0%
365	Hualien Tzuchi	0	
366	Mataian Wetland Ecological Park	0	
367	Liushidan Mountain	0	
368	Hualien Cultural Creative Industries Park	0	
369	Taiwan Happy Farm	0	
370	Chihpen	1	0.0%
371	Sanxiantai (Terrace of the Three Immortals)	11	0.4%
372	Lu Tao (Green Island)	0	
373	Baxian Cave (Baxiandong)	0	
374	Xiaoyeliu (Jialulan)	0	
375	Beinan Cultural Park	0	
376	Guanshan Water Park	1	0.0%
377	Chulu Pasture	1	0.0%
378	Taitung Veterans Farm	0	
379	Lanyu (Orchid Island)	0	
380	National Museum of Prehistory	0	
381	Chengkong Harbor	0	
382	Water Running Up	2	0.1%
383	Dulan Mountain	0	
384	Taitung Forest Park	0	
385	Mr. Brown Avenue	1	0.0%
386	Luye Gaotai hot air balloon area	0	
387	Duoliang Station	1	0.0%

d2g: d2g What tourist spots have you visited on this trip?

Value	Label	Cases	Percentage
400	Penghu National Scenic Area	0	
401	Jibei Island	0	
402	Qimei Island	0	
410	Cihu (Kinmen)	0	
411	Kinmen National Park	0	
412	Taoshan	0	
413	Guniungtou War Museum	0	
414	Kinmen Folk Culture Village	0	
415	Juguang Tower	0	
416	Taiwu Mountain	0	
417	Kinmen Liquor Factory	0	
418	Wujiang River Estuary	0	
419	Sun Yat-sen Memorial Forest	0	
430	Qinbi Village	0	
431	Bishan Sightseeing Platform	0	
801	Shilin Night Market in Taipei City	73	<div><div></div></div> 2.3%
802	Huaxi Street Tourist Night Market in Taipei City	11	<div><div></div></div> 0.4%
803	Raohe Street Tourist Night Market in Taipei City	42	<div><div></div></div> 1.3%
804	Shida Night Market in Taipei City	22	<div><div></div></div> 0.7%
805	Linjiang Street Tourist Night Market in Taipei City	2	<div><div></div></div> 0.1%
806	Gongguan Night Market in Taipei City	3	<div><div></div></div> 0.1%
807	Tihwa street Night market in Taipei City	1	<div><div></div></div> 0.0%
808	Ningxia Tourist Night Market in Taipei City	46	<div><div></div></div> 1.5%
809	Nanjichang Night Market in Taipei City	0	
810	Jingmei Night Market in Taipei City	0	
811	Liaoning Street Night Market in Taipei City	0	
812	Yansan Tourist Night Market in Taipei City	0	
813	Other Night Markets in Taipei City	0	
815	Yonghe Lehua Night Market in New Taipei City	1	<div><div></div></div> 0.0%
816	Banciao Nanya Night Market n New Taipei City	0	
817	Sinjhuang Night Market in New Taipei City	0	
818	Jhonghe Singnan Night Market in New Taipei City	0	
819	Fuda Garden Night Market in New Taipei City	0	
820	Sanho Night Market in Sanchong District,New Taipei City	0	
821	Other Night Markets in New Taipei City	0	
825	Keelung Miaokou Tourist Night Market	6	<div><div></div></div> 0.2%
826	Other Night Markets in Keelung City	0	
830	Jhongli Sinmin Night Market in Jhongli district ,Taoyuan	0	
831	Taoyuan Tourist Night Market	0	
832	Other Night Markets in Taoyuan City	0	
834	Chenghuang Temple Night Market in Hsinchu City	0	
835	Other Night Markets in Hsinchu City	0	
838	Night Markets in Hsinchu County	0	
840	Night Markets in Miaoli County	0	
843	Fongjia Night Market in Taichung City	18	<div><div></div></div> 0.6%

# d2g: d2g What tourist spots have you visited on this trip?			
Value	Label	Cases	Percentage
844	Jhonghua Night Market in Taichung City	0	
845	Yizhong Street Night Market in Taichung City	14	0.4%
846	Other Night Markets in Taichung City	1	0.0%
849	Night Market in Nantou County	0	
851	Night Markets in Changhua County	0	
853	Night Markets in Yunlin County	0	
855	Wenhua Rd. Night Market in Chiayi City	0	
856	Other Night Markets in Chiayi City	1	0.0%
858	Night Markets in Chiayi County	0	
860	Siaobei Rd. Night Market in Tainan City	0	
861	Huayuan Night Market in Tainan City	3	0.1%
862	Other Night Markets in Tainan City	0	
863	Other Night Markets in Tainan City	0	
865	Liuhe(2nd Rd.) Night Market in Kaohsiung City	12	0.4%
866	Sinsing Night Market in Kaohsiung City	0	
867	Rueifong Night Market in Kaohsiung City	6	0.2%
868	Jin-Zuan Night Market in Kaohsiung City	0	
869	Kaisyuan Night Market in Kaohsiung City	0	
870	Other Night Markets in Kaohsiung City	1	0.0%
871	Minzu Rd. Night Market in Pingtung County	0	
872	Other Night Markets in Pingtung County	1	0.0%
874	Luodong Night Market in Yilan County	2	0.1%
875	Other Night Markets in Yilan County	0	
877	Nanbin Night Market in Hualien County	0	
878	Dongdamen Night Market in Hualien County	0	
879	Huayuan Night Market in Hualien County	0	
880	Night Markets in Taitung County	0	
883	Night Markets in Penghu County	0	
885	Night Markets in Kinmen County	0	
Sysmiss		4112	
Warning: these figures indicate the number of cases found in the data file. They cannot be interpreted as summary statistics of the population of interest.			
# d2h: d2h What tourist spots have you visited on this trip?			
Information	[Type= discrete] [Format=numeric] [Range= 1-885] [Missing=*]		
Statistics [NW/ W]	[Valid=2486 /-] [Invalid=4739 /-]		
Value	Label	Cases	Percentage
1	Taipei 101	23	0.9%
2	National Palace Museum	7	0.3%
3	Chiang Kai-shek Memorial Hall	29	1.2%
4	Xinyi Shopping District	2	0.1%
5	Ximending	69	2.8%
6	Taipei Martyrs' Shrine	1	0.0%
7	Eastern Distric of Taipei	3	0.1%
8	Longshan Temple	10	0.4%
9	Yangmingshan National Park	11	0.4%

d2h: d2h What tourist spots have you visited on this trip?

Value	Label	Cases	Percentage
10	Beitou	28	<div></div> 1.1%
11	Taipei Station Commercial District	1	<div></div> 0.0%
12	Presidential Office Building	33	<div></div> 1.3%
13	Maokong Area	11	<div></div> 0.4%
14	Taipei Zoo	5	<div></div> 0.2%
15	Taipei Metro Underground Market	0	
16	Wufenpu Garment Wholesale Area	8	<div></div> 0.3%
17	Miramar Entertainment Park Ferris Wheel	3	<div></div> 0.1%
18	Dr. Sun Yat-sen Memorial Hall	61	<div></div> 2.5%
19	Hsing Tian Kong	17	<div></div> 0.7%
20	Guang Hua Digital Plaza	0	
21	Taipei Fine Art Museum(Taipei Story House)	0	
22	Yuanshan	8	<div></div> 0.3%
23	Taipei Confucius Temple	0	
24	Shilin Official Residence	141	<div></div> 5.7%
25	Red House	0	
26	Tianmu	0	
27	Dalongdong Bao'an Temple	0	
28	228 Peace Memorial Park(National Taiwan Museum)	1	<div></div> 0.0%
29	Taipei Film House	0	
30	National Museum of History	2	<div></div> 0.1%
31	Museum of Contemporary Art, Taipei	0	
32	Jianguo Holiday Commercial District	0	
33	Taipei Children's Amusement Park	0	
34	Taipei City Hakka Cultural Park	0	
35	Taiwan Handicraft Promotion Center	0	
36	Sung Ye Museum of Formosan Aborigines	0	
37	Miniatures Museum of Taiwan	0	
38	Huajiang Park	0	
39	Suho Memorial Paper Museum	0	
40	Chinese Culture & Movie Center	0	
41	Taipei Botanical Garden	1	<div></div> 0.0%
42	Taipei Astronomical Museum	1	<div></div> 0.0%
43	Lin An Tai Old Homestead	0	
44	National Taiwan University	0	
45	Da Hu Park	0	
46	Lin Liu-Hsin Puppet Theatre Museum	0	
47	Postal Museum	0	
48	Taipei Hero House	0	
49	Nangang Business Park	2	<div></div> 0.1%
50	Taipei Flora Expo Park	0	
51	Huashan 1914 Creative Park	2	<div></div> 0.1%
52	Yongkang Street Commercial District	19	<div></div> 0.8%
53	Taipei Arena	0	
54	Songshan Cultural and Creative Park	2	<div></div> 0.1%

# d2h: d2h What tourist spots have you visited on this trip?			
Value	Label	Cases	Percentage
55	Bopiliao Old Street	0	
56	Xiangshan	23	<div></div> 0.9%
57	Da'an Forest Park	1	<div></div> 0.0%
58	Eslite Bookstore	4	<div></div> 0.2%
59	Sisi Nancun	1	<div></div> 0.0%
60	Syntrend Creative Park	0	
61	Dajia Riverside Park	0	
62	Yu You Ren Mansion and Qing Tian School	0	
65	Jioufen	224	<div></div> 9.0%
66	Tanshui	150	<div></div> 6.0%
67	Yehliu	214	<div></div> 8.6%
68	Jinguashi	14	<div></div> 0.6%
69	Wulai	4	<div></div> 0.2%
70	Yuanwangkeng Park	0	
71	Shihsanhang Museum of Archaeology	10	<div></div> 0.4%
72	Shenkeng Old Street	9	<div></div> 0.4%
73	Dharma Drum Mountain(Jinshan)	2	<div></div> 0.1%
74	Butian lake	1	<div></div> 0.0%
75	Trunk Rock, Shenao Cape	0	
76	Yingge Ceramics Museum	0	
77	Pinxi	137	<div></div> 5.5%
78	Yingge	1	<div></div> 0.0%
79	Sanxia	1	<div></div> 0.0%
80	Ocean World	0	
81	Juming Museum	0	
82	Pinlin	0	
83	Yun hsien Resort	0	
84	Tianlu Art Center	1	<div></div> 0.0%
85	Sanzhi	0	
86	The Lin Family Mansion and Garden	0	
87	Fulong beach	1	<div></div> 0.0%
88	Linkou	0	
89	Baisha Bay	0	
90	Bitou Cape Park	0	
91	New Taipei City Hakka Museum	0	
92	Formosa Fun Coast	0	
93	Guanyinshan	0	
94	coastline park	0	
95	Qing Shui Zu shi temple	0	
96	Naptune park	0	
97	Green Bay	0	
98	Longdong South Ocean Park	0	
99	Temple of Eighteen Deities	0	
100	Teresa Teng Memorail Park (Yun Garden)	1	<div></div> 0.0%
101	Mitsui Outlet Park Linkou	1	<div></div> 0.0%

d2h: d2h What tourist spots have you visited on this trip?

Value	Label	Cases	Percentage
103	Sandiaojiao Cape Lighthouse	0	
104	Jingtong	0	
105	Ling Jiou Mountain Wu Sheng Monastery	0	
106	Houtong	11	0.4%
107	Shi Yang Shan Fang	0	
110	The Northeast Coastal Scenic Area	1	0.0%
111	Bisha Fishery Harbor	1	0.0%
112	Keelung Port	0	
113	Chung-Chen Park	0	
114	Patoutzu	1	0.0%
115	Peace Island	0	
116	Lover's Lake	0	
117	Ershawan Gun Emplacement	0	
118	Dawulun Gun Emplacement	0	
119	National Museum of Marine Science & Technology	0	
125	Window on China	0	
126	Dashi	2	0.1%
127	Shinmem Dam	0	
128	Cihu	7	0.3%
129	Zhongli	0	
130	Aviation Museum	0	
131	Lala Mountain	0	
132	TaiMall	0	
133	GLORIA OUTLETS	1	0.0%
134	Metro Walk Shopping Center	0	
135	Hsinchu Science Park	0	
136	Nanliao Fishery Harbor	0	
137	Ku Chi Peak	0	
138	Glass Museum	0	
139	Hsinchu Du Cheng Huang Temple	0	
140	National Tsing Hua University	0	
143	Qalang Smangus	0	
144	Xinyue Beach	0	
145	Leofoo Village Theme Park	2	0.1%
146	Neiwan	1	0.0%
147	Beipu	3	0.1%
148	Daba Peak	0	
149	Little Ding Dong Science Theme Park	0	
150	Buddhist Temple	0	
151	Wuzhishan Scenic Area	0	
152	Shengxing Station	0	
153	Bantianliao Haowangjiao	0	
154	Hwataoyao	0	
155	Sanyi Wood Sculptures	1	0.0%
156	Shihtoushan (Lion's Head Mountain)	0	

d2h: d2h What tourist spots have you visited on this trip?

Value	Label	Cases	Percentage
157	Tungsiio Beach Pool	0	
158	West Lake Resort	0	
159	Remains of Longteng Bridge	1	0.0%
160	Flying Cow Ranch	0	
161	She-Pa National Park	0	
162	Nanzhuang	0	
163	Taian hot Springs	0	
164	Houlong Township Qinghai Temple	0	
165	National Taichung Theater	3	0.1%
166	Miyahara	10	0.4%
167	Taichung Literature Museum	0	
168	Molecure Pharmacy	0	
169	Yide Mansion	0	
170	National Museum of Natural Science	1	0.0%
171	Rainbow Village	20	0.8%
172	Tunghai University	3	0.1%
173	The National Taiwan Museum of Fine Arts	1	0.0%
174	Sinshe	1	0.0%
175	Lihpao Land	3	0.1%
176	Li Shan (Pear Mountain)	0	
177	Tahuehshan Forest Recreation Area	0	
178	Wuling Farm	0	
179	Park Lane by CMP	0	
180	Yuanzui Mountain	0	
181	Gaomei Wetlands	19	0.8%
182	Dakeng Scenic Area	0	
183	Taichung Cultural and Creative Industries Park	0	
184	Maple Garden	0	
185	Sun Moon Lake	229	9.2%
186	Formosan Aborincinal culture Village	25	1.0%
187	Cingjing Veterans Farm	34	1.4%
188	Hsitou Bamboo Forest	2	0.1%
189	Chung Tai Chan Monastery	47	1.9%
190	Jiji	3	0.1%
191	Puli	7	0.3%
192	Sing Ling Temple	0	
193	Yushan National Park	0	
194	Puli Distillery	0	
195	921 Earthquake Museum of Taiwan	0	
196	Guguan	0	
197	Hohuanshan National Forest Recreation Area	2	0.1%
198	SunLinkSea	0	
199	The Nantou County Culture Park	0	
200	Checheng train station	0	
201	Wushe Scenic Area Recreation Area	0	

# d2h: d2h What tourist spots have you visited on this trip?			
Value	Label	Cases	Percentage
202	Shoutian Temple	0	
203	Dongpu Springs	1	0.0%
204	Aowanda National Forest Recreation Area	0	
205	Hung Gee Bees Farm	0	
206	Lushan Hot Springs	1	0.0%
207	Guangxing Paper Factory	0	
208	Tenshing Kiln Ceramics Cultural Park	0	
209	YUHSIU MUSEUM of ART	0	
210	Taiwan Le Tsang Temple	0	
211	Tai-Yi Red Maple Resort	0	
215	Lukang Mazu Temple	2	0.1%
216	Lukang	0	
217	Lukang Longshan Temple	0	
218	Baguashan	0	
219	Taiwan Folk Village	0	
220	Confucius Temple (Changhua)	0	
221	Lukang Old Street	0	
222	Taiwan Glass Gallery	1	0.0%
225	Janfusun Fancy World	0	
226	Beigan Matsuo Temple	0	
227	Caoling	0	
229	Chiayi City	0	
230	Lantan Lake	0	
231	Hinoki Village	1	0.0%
232	Meishan (Hanshini Forest Recreation Area)	0	
233	High-Heel Wedding Church	0	
234	Suantou Sugar Factory-Factory Village	0	
235	Alishan	99	4.0%
236	Southern Branch of the National Palace Museum	1	0.0%
237	Chiayis Farm	0	
238	Dongshih Fishery Harbor	0	
239	Aogu Wetland Forest Park	0	
240	Old Fort of Anping (Fort Zeelandia)	7	0.3%
241	Chihkan Tower	9	0.4%
242	Confucius Temple (Tainan)	8	0.3%
243	Koxinga Shrine (Yanping Junwang Temple)	3	0.1%
244	Anping Port National Historical Scenic Area	3	0.1%
245	Eternal Golden Castle	5	0.2%
246	Tainan Grand Matsuo Temple	0	
247	Luermen Tienhogong Temple	0	
248	Xishu Golden Beach	0	
249	Official God of War Temple (Sacrificial Rites Martial Temple)	0	
250	Wufei Temple (Five Consorts Temple)	0	
251	Taijiang National Park	1	0.0%
252	Southern Taiwan Science Park	0	

# d2h: d2h What tourist spots have you visited on this trip?			
Value	Label	Cases	Percentage
253	Ten Drum Rende Suger Culture and Creativety Park	0	
254	Chimei Museum	4	0.2%
255	Taiwan Salt Museum	0	
256	National Museum of Taiwan Literature	0	
260	Guanziling	0	
261	Qigu Birdseeing	1	0.0%
262	Wushantou Reservoir Scenic Area	0	
263	Tsengwen Reservoir Scenic Area	0	
264	Dakeng Recreation Farm	0	
265	Tsou-Ma-Lai Farm	0	
266	Hayashi Department Store	1	0.0%
270	Love River	21	0.8%
271	Sizhiwan Bay	44	1.8%
272	Lotus Lake	40	1.6%
273	Qijin Seaside Park	21	0.8%
274	Shou Shan(Shou Shan Zoo)	2	0.1%
275	National Kaohsiung Center for the Arts (Weiwuying)	0	
276	Urban Spotlight	0	
277	Kaohsiung 85 Sky Building	0	
278	Kaohsiung Main Public Library	0	
279	Confucius Temple (Kaohsiung)	6	0.2%
280	Kaohsiung Port	0	
281	Blue Lagoon Water Theme Park	0	
282	Kaohsiung Museum of History	0	
283	Chijin Mazu Temple	0	
284	National Science and Technology Museum	1	0.0%
285	Kaohsiung Museum of Fine Arts	0	
286	Dream Mall	6	0.2%
287	New Juejiang Shopping Area	0	
288	Gushan Ferry Station	0	
289	Central Park (Kaohsiung)	0	
290	Former British Consulate	3	0.1%
291	Teresa Teng Memorial Hall	0	
292	EDA World	2	0.1%
293	Kaohsiung Arena	1	0.0%
294	Pier-2 Art Cneter	11	0.4%
295	Fo Kuang Shan	24	1.0%
296	Cheng Ching Lake	4	0.2%
297	Meinong Hakka Cultural Village	1	0.0%
298	Baolai and Bulao Springs	0	
299	Maolin National Scenic Area	0	
300	Liugui Service Area	0	
301	Jiaxian	0	
302	Meishan Visitor Center	0	
303	Kaohsiung Farm	0	

d2h: d2h What tourist spots have you visited on this trip?

Value	Label	Cases	Percentage
304	Tengzhi National Forest Recreation Area	0	
305	Shihba Luohan Shan	0	
306	Saijia Service Area (Saijia Aviation Park)	0	
307	Sugar Industry Cultural Park	0	
308	Da Dong Art Center	0	
309	Wushanding Mud Volcano	0	
313	Qikong Waterfall	0	
314	Houbihu	0	
315	Kenting National Park	38	1.5%
316	Lankan Ecological Protection Area	0	
317	National Museum of Marine Biology and Aquarium	1	0.0%
318	Fangliau Township	0	
319	Sichongxi	0	
320	Jialeshuei Scenic Area	0	
321	Kenting Space Port	0	
322	Nanwan Beach Recreation Area	0	
323	Dapeng Bay National Scenic Area	0	
324	Kenting Sea Pool	0	
325	Liuqiu (Shiaoliqiu)	1	0.0%
326	Sandimen	0	
327	Chuanfan Rock	0	
328	Hengchun Ancient City	8	0.3%
329	Liudui Hakka Cultural Park	0	
330	Jiaosi	13	0.5%
331	Tung Shan Science Area	0	
332	Taipingshan	0	
333	Suao Cold Springs	0	
334	Wufengqi Scenic Area	0	
335	Guishan Island (Turtle Island)	0	
336	Mei Hua Hu	1	0.0%
337	Shangrila Leisure Farm	1	0.0%
338	Nanfangao	1	0.0%
339	Taipingshan National Forest Recreation Area	0	
340	Toucheng Sea Pool	0	
341	Chilan Forest Playground	0	
342	Caoling Historic Trail	0	
343	Wushih Harbor	0	
344	Chia-Tsu-Lan Wine Museum	0	
345	National Center for Traditional Arts	0	
346	Lanyang Museum	2	0.1%
347	Bulau Bulau aboriginal village	0	
348	Jimmy Park, Yilan	4	0.2%
349	Luodong Forestry Culture Garden	0	
350	Taroko, Tienhsiang	40	1.6%
351	Hualien Farglory Ocean Park	0	

d2h: d2h What tourist spots have you visited on this trip?

Value	Label	Cases	Percentage
352	Qixing Lake (Qixingtang)	27	1.1%
353	Amis Cultural Village	1	0.0%
354	Liyu (Carp) Lake	0	
355	Shin Kong Chao Feng Ranch & Resort	0	
356	Ruisui Hongye Springs	5	0.2%
357	Xiuguluan River Rafting Area	0	
358	Wenshan Springs	0	
359	Mukumugi	0	
360	National DongHua University	0	
361	Hualien Seaside Park	0	
362	Whale and Dolphin Watching Tour along East Coast	1	0.0%
363	Hualien Sugar Factory	1	0.0%
364	Shitiping	0	
365	Hualien Tzuchi	0	
366	Mataian Wetland Ecological Park	0	
367	Liushidan Mountain	0	
368	Hualien Cultural Creative Industries Park	0	
369	Taiwan Happy Farm	0	
370	Chihpen	0	
371	Sanxiantai (Terrace of the Three Immortals)	2	0.1%
372	Lu Tao (Green Island)	0	
373	Baxian Cave (Baxiandong)	11	0.4%
374	Xiaoyeliu (Jialulan)	0	
375	Beinan Cultural Park	0	
376	Guanshan Water Park	0	
377	Chulu Pasture	0	
378	Taitung Veterans Farm	0	
379	Lanyu (Orchid Island)	0	
380	National Museum of Prehistory	0	
381	Chengkong Harbor	0	
382	Water Running Up	3	0.1%
383	Dulan Mountain	0	
384	Taitung Forest Park	0	
385	Mr. Brown Avenue	2	0.1%
386	Luye Gaotai hot air balloon area	0	
387	Duoliang Station	1	0.0%
400	Penghu National Scenic Area	0	
401	Jibei Island	0	
402	Qimei Island	0	
410	Cihu (Kinmen)	0	
411	Kinmen National Park	0	
412	Taoshan	0	
413	Guniungtou War Museum	0	
414	Kinmen Folk Culture Village	0	
415	Juguang Tower	0	

d2h: d2h What tourist spots have you visited on this trip?

Value	Label	Cases	Percentage
416	Taiwu Mountain	0	
417	Kinmen Liquor Factory	0	
418	Wujiang River Estuary	0	
419	Sun Yat-sen Memorial Forest	0	
430	Qinbi Village	0	
431	Bishan Sightseeing Platform	0	
801	Shilin Night Market in Taipei City	83	3.3%
802	Huaxi Street Tourist Night Market in Taipei City	8	0.3%
803	Raohe Street Tourist Night Market in Taipei City	48	1.9%
804	Shida Night Market in Taipei City	19	0.8%
805	Linjiang Street Tourist Night Market in Taipei City	1	0.0%
806	Gongguan Night Market in Taipei City	0	
807	Tihwa street Night market in Taipei City	2	0.1%
808	Ningxia Tourist Night Market in Taipei City	30	1.2%
809	Nanjichang Night Market in Taipei City	0	
810	Jingmei Night Market in Taipei City	0	
811	Liaoning Street Night Market in Taipei City	1	0.0%
812	Yansan Tourist Night Market in Taipei City	0	
813	Other Night Markets in Taipei City	0	
815	Yonghe Lehua Night Market in New Taipei City	0	
816	Banciao Nanya Night Market n New Taipei City	0	
817	Sinjhuang Night Market in New Taipei City	0	
818	Jhonghe Singnan Night Market in New Taipei City	0	
819	Fuda Garden Night Market in New Taipei City	0	
820	Sanho Night Market in Sanchong District,New Taipei City	0	
821	Other Night Markets in New Taipei City	0	
825	Keelung Miaokou Tourist Night Market	0	
826	Other Night Markets in Keelung City	0	
830	Jhongli Sinmin Night Market in Jhongli district ,Taoyuan	0	
831	Taoyuan Tourist Night Market	0	
832	Other Night Markets in Taoyuan City	0	
834	Chenghuang Temple Night Market in Hsinchu City	0	
835	Other Night Markets in Hsinchu City	0	
838	Night Markets in Hsinchu County	0	
840	Night Markets in Miaoli County	0	
843	Fongjia Night Market in Taichung City	11	0.4%
844	Jhonghua Night Market in Taichung City	1	0.0%
845	Yizhong Street Night Market in Taichung City	11	0.4%
846	Other Night Markets in Taichung City	1	0.0%
849	Night Market in Nantou County	0	
851	Night Markets in Changhua County	0	
853	Night Markets in Yunlin County	0	
855	Wenhua Rd. Night Market in Chiayi City	0	
856	Other Night Markets in Chiayi City	0	
858	Night Markets in Chiayi County	0	

# d2h: d2h What tourist spots have you visited on this trip?			
Value	Label	Cases	Percentage
860	Siaobei Rd. Night Market in Tainan City	0	
861	Huayuan Night Market in Tainan City	1	0.0%
862	Other Night Markets in Tainan City	1	0.0%
863	Other Night Markets in Tainan City	2	0.1%
865	Liuhe(2nd Rd.) Night Market in Kaohsiung City	16	0.6%
866	Sinsing Night Market in Kaohsiung City	0	
867	Rueifong Night Market in Kaohsiung City	4	0.2%
868	Jin-Zuan Night Market in Kaohsiung City	0	
869	Kaisyuan Night Market in Kaohsiung City	0	
870	Other Night Markets in Kaohsiung City	0	
871	Minzu Rd. Night Market in Pingtung County	0	
872	Other Night Markets in Pingtung County	1	0.0%
874	Luodong Night Market in Yilan County	1	0.0%
875	Other Night Markets in Yilan County	0	
877	Nanbin Night Market in Hualien County	0	
878	Dongdamen Night Market in Hualien County	2	0.1%
879	Huayuan Night Market in Hualien County	0	
880	Night Markets in Taitung County	0	
883	Night Markets in Penghu County	0	
885	Night Markets in Kinmen County	0	
Sysmiss		4739	
Warning: these figures indicate the number of cases found in the data file. They cannot be interpreted as summary statistics of the population of interest.			
# d2i: d2i What tourist spots have you visited on this trip?			
Information	[Type= discrete] [Format=numeric] [Range= 1-885] [Missing=*]		
Statistics [NW/ W]	[Valid=1998 /-] [Invalid=5227 /-]		
Value	Label	Cases	Percentage
1	Taipei 101	10	0.5%
2	National Palace Museum	5	0.3%
3	Chiang Kai-shek Memorial Hall	9	0.5%
4	Xinyi Shopping District	1	0.1%
5	Ximending	28	1.4%
6	Taipei Martyrs' Shrine	2	0.1%
7	Eastern Distric of Taipei	3	0.2%
8	Longshan Temple	3	0.2%
9	Yangmingshan National Park	8	0.4%
10	Beitou	22	1.1%
11	Taipei Station Commercial District	1	0.1%
12	Presidential Office Building	11	0.6%
13	Maokong Area	12	0.6%
14	Taipei Zoo	8	0.4%
15	Taipei Metro Underground Market	2	0.1%
16	Wufenpu Garment Wholesale Area	2	0.1%
17	Miramar Entertainment Park Ferris Wheel	1	0.1%
18	Dr. Sun Yat-sen Memorial Hall	15	0.8%

d2i: d2i What tourist spots have you visited on this trip?

Value	Label	Cases	Percentage
19	Hsing Tian Kong	3	0.2%
20	Guang Hua Digital Plaza	0	
21	Taipei Fine Art Museum(Taipei Story House)	0	
22	Yuanshan	2	0.1%
23	Taipei Confucius Temple	3	0.2%
24	Shilin Official Residence	48	2.4%
25	Red House	0	
26	Tianmu	0	
27	Dalongdong Bao'an Temple	0	
28	228 Peace Memorial Park(National Taiwan Museum)	0	
29	Taipei Film House	0	
30	National Museum of History	0	
31	Museum of Contemporary Art, Taipei	0	
32	Jianguo Holiday Commercial District	0	
33	Taipei Children's Amusement Park	1	0.1%
34	Taipei City Hakka Cultural Park	0	
35	Taiwan Handicraft Promotion Center	0	
36	Sung Ye Museum of Formosan Aborigines	0	
37	Miniatures Museum of Taiwan	0	
38	Huajiang Park	0	
39	Suho Memorial Paper Museum	0	
40	Chinese Culture & Movie Center	0	
41	Taipei Botanical Garden	0	
42	Taipei Astronomical Museum	2	0.1%
43	Lin An Tai Old Homestead	0	
44	National Taiwan University	0	
45	Da Hu Park	0	
46	Lin Liu-Hsin Puppet Theatre Museum	0	
47	Postal Museum	0	
48	Taipei Hero House	0	
49	Nangang Business Park	0	
50	Taipei Flora Expo Park	0	
51	Huashan 1914 Creative Park	0	
52	Yongkang Street Commercial District	9	0.5%
53	Taipei Arena	0	
54	Songshan Cultural and Creative Park	1	0.1%
55	Bopiliao Old Street	0	
56	Xiangshan	11	0.6%
57	Da'an Forest Park	0	
58	Eslite Bookstore	0	
59	Sisi Nancun	0	
60	Syntrend Creative Park	0	
61	Dajia Riverside Park	0	
62	Yu You Ren Mansion and Qing Tian School	0	
65	Jiufen	116	5.8%

d2i: d2i What tourist spots have you visited on this trip?

Value	Label	Cases	Percentage
66	Tanshui	75	<div></div> 3.8%
67	Yehliu	165	<div></div> 8.3%
68	Jinguashi	8	<div></div> 0.4%
69	Wulai	4	<div></div> 0.2%
70	Yuanwangkeng Park	0	
71	Shihsanhang Museum of Archaeology	2	<div></div> 0.1%
72	Shenkeng Old Street	2	<div></div> 0.1%
73	Dharma Drum Mountain(Jinshan)	1	<div></div> 0.1%
74	Butian lake	0	
75	Trunk Rock, Shenao Cape	0	
76	Yingge Ceramics Museum	0	
77	Pinxi	77	<div></div> 3.9%
78	Yingge	0	
79	Sanxia	2	<div></div> 0.1%
80	Ocean World	0	
81	Juming Museum	0	
82	Pinlin	0	
83	Yun hsien Resort	0	
84	Tianlu Art Center	0	
85	Sanzhi	0	
86	The Lin Family Mansion and Garden	0	
87	Fulong beach	0	
88	Linkou	0	
89	Baisha Bay	0	
90	Bitou Cape Park	0	
91	New Taipei City Hakka Museum	0	
92	Formosa Fun Coast	0	
93	Guanyinshan	0	
94	coastline park	0	
95	Qing Shui Zu shi temple	0	
96	Naptune park	0	
97	Green Bay	0	
98	Longdong South Ocean Park	0	
99	Temple of Eighteen Deities	0	
100	Teresa Teng Memorail Park (Yun Garden)	0	
101	Mitsui Outlet Park Linkou	3	<div></div> 0.2%
103	Sandiaoijiao Cape Lighthouse	0	
104	Jingtong	0	
105	Ling Jiou Mountain Wu Sheng Monastery	0	
106	Houtong	12	<div></div> 0.6%
107	Shi Yang Shan Fang	0	
110	The Northeast Coastal Scienic Area	1	<div></div> 0.1%
111	Bisha Fishery Harbor	0	
112	Keelung Port	0	
113	Chung-Chen Park	0	

d2i: d2i What tourist spots have you visited on this trip?

Value	Label	Cases	Percentage
114	Patoutzu	0	
115	Peace Island	1	0.1%
116	Lover's Lake	0	
117	Ershawan Gun Emplacement	0	
118	Dawulun Gun Emplacement	0	
119	National Museum of Marine Science & Technology	0	
125	Window on China	2	0.1%
126	Dashi	0	
127	Shinmem Dam	0	
128	Cihu	2	0.1%
129	Zhongli	0	
130	Aviation Museum	0	
131	Lala Mountain	0	
132	TaiMall	0	
133	GLORIA OUTLETS	0	
134	Metro Walk Shopping Center	0	
135	Hsinchu Science Park	1	0.1%
136	Nanliao Fishery Harbor	0	
137	Ku Chi Peak	0	
138	Glass Museum	0	
139	Hsinchu Du Cheng Huang Temple	1	0.1%
140	National Tsing Hua University	0	
143	Qalang Smangus	0	
144	Xinyue Beach	0	
145	Leofoo Village Theme Park	1	0.1%
146	Neiwan	0	
147	Beipu	0	
148	Daba Peak	0	
149	Little Ding Dong Science Theme Park	0	
150	Buddhist Temple	0	
151	Wuzhishan Scenic Area	0	
152	Shengxing Station	0	
153	Bantianliao Haowangjiao	0	
154	Hwataoyao	0	
155	Sanyi Wood Sculptures	1	0.1%
156	Shihtoushan (Lion's Head Mountain)	0	
157	Tungsiio Beach Pool	0	
158	West Lake Resort	0	
159	Remains of Longteng Bridge	0	
160	Flying Cow Ranch	2	0.1%
161	She-Pa National Park	0	
162	Nanzhuang	0	
163	Taian hot Springs	0	
164	Houlong Township Qinghai Temple	0	
165	National Taichung Theater	3	0.2%

d2i: d2i What tourist spots have you visited on this trip?

Value	Label	Cases	Percentage
166	Miyahara	15	0.8%
167	Taichung Literature Museum	0	
168	Molecure Pharmacy	0	
169	Yide Mansion	0	
170	National Museum of Natural Science	0	
171	Rainbow Village	18	0.9%
172	Tunghai University	2	0.1%
173	The National Taiwan Museum of Fine Arts	3	0.2%
174	Sinshe	0	
175	Lihpao Land	0	
176	Li Shan (Pear Mountain)	0	
177	Tahuehshan Forest Recreation Area	0	
178	Wuling Farm	0	
179	Park Lane by CMP	0	
180	Yuanzui Mountain	0	
181	Gaomei Wetlands	19	1.0%
182	Dakeng Scenic Area	2	0.1%
183	Taichung Cultural and Creative Industries Park	0	
184	Maple Garden	0	
185	Sun Moon Lake	214	10.7%
186	Formosan Aborincinal culture Village	30	1.5%
187	Cingjing Veterans Farm	49	2.5%
188	Hsitou Bamboo Forest	1	0.1%
189	Chung Tai Chan Monastery	85	4.3%
190	Jiji	0	
191	Puli	11	0.6%
192	Sing Ling Temple	0	
193	Yushan National Park	0	
194	Puli Distillery	1	0.1%
195	921 Earthquake Museum of Taiwan	0	
196	Guguan	0	
197	Hohuanshan National Forest Recreation Area	1	0.1%
198	SunLinkSea	0	
199	The Nantou County Culture Park	0	
200	Checheng train station	1	0.1%
201	Wushe Scenic Area Recreation Area	0	
202	Shoutian Temple	0	
203	Dongpu Springs	0	
204	Aowanda National Forest Recreation Area	0	
205	Hung Gee Bees Farm	0	
206	Lushan Hot Springs	0	
207	Guangxing Paper Factory	0	
208	Tenshing Kiln Ceramics Cultural Park	0	
209	YUHSIU MUSEUM of ART	1	0.1%
210	Taiwan Le Tsang Temple	0	

# d2i: d2i What tourist spots have you visited on this trip?			
Value	Label	Cases	Percentage
211	Tai-Yi Red Maple Resort	0	
215	Lukang Mazu Temple	1	0.1%
216	Lukang	1	0.1%
217	Lukang Longshan Temple	0	
218	Baguashan	2	0.1%
219	Taiwan Folk Village	0	
220	Confucius Temple (Changhua)	0	
221	Lukang Old Street	4	0.2%
222	Taiwan Glass Gallery	0	
225	Janfusun Fancy World	0	
226	Beigan Matsu Temple	0	
227	Caoling	0	
229	Chiayi City	0	
230	Lantan Lake	0	
231	Hinoki Village	1	0.1%
232	Meishan (Hanshini Forest Recreation Area)	0	
233	High-Heel Wedding Church	0	
234	Suantou Sugar Factory-Factory Village	0	
235	Alishan	145	7.3%
236	Southern Branch of the National Palace Museum	0	
237	Chiayis Farm	0	
238	Dongshih Fishery Harbor	0	
239	Aogu Wetland Forest Park	0	
240	Old Fort of Anping (Fort Zeelandia)	11	0.6%
241	Chihkan Tower	10	0.5%
242	Confucius Temple (Tainan)	1	0.1%
243	Koxinga Shrine (Yanping Junwang Temple)	1	0.1%
244	Anping Port National Historical Scenic Area	5	0.3%
245	Eternal Golden Castle	4	0.2%
246	Tainan Grand Matsu Temple	2	0.1%
247	Luermen Tienhogong Temple	0	
248	Xishu Golden Beach	0	
249	Official God of War Temple (Sacrificial Rites Martial Temple)	0	
250	Wufei Temple (Five Consorts Temple)	0	
251	Taijiang National Park	1	0.1%
252	Southern Taiwan Science Park	0	
253	Ten Drum Rende Suger Culture and Creativety Park	1	0.1%
254	Chimei Museum	1	0.1%
255	Taiwan Salt Museum	0	
256	National Museum of Taiwan Literature	0	
260	Guanziling	0	
261	Qigu Birdseeing	0	
262	Wushantou Reservoir Scenic Area	0	
263	Tsengwen Reservoir Scenic Area	0	
264	Dakeng Recreation Farm	0	

d2i: d2i What tourist spots have you visited on this trip?

Value	Label	Cases	Percentage
265	Tsou-Ma-Lai Farm	0	
266	Hayashi Department Store	0	
270	Love River	28	<div></div> 1.4%
271	Sizhiwan Bay	51	<div></div> 2.6%
272	Lotus Lake	28	<div></div> 1.4%
273	Qijin Seaside Park	16	<div></div> 0.8%
274	Shou Shan(Shou Shan Zoo)	5	<div></div> 0.3%
275	National Kaohsiung Center for the Arts (Weiwuying)	0	
276	Urban Spotlight	0	
277	Kaohsiung 85 Sky Building	0	
278	Kaohsiung Main Public Library	0	
279	Confucius Temple (Kaohsiung)	11	<div></div> 0.6%
280	Kaohsiung Port	0	
281	Blue Lagoon Water Theme Park	0	
282	Kaohsiung Museum of History	0	
283	Chijin Mazu Temple	0	
284	National Science and Technology Museum	0	
285	Kaohsiung Museum of Fine Arts	0	
286	Dream Mall	8	<div></div> 0.4%
287	New Juejiang Shopping Area	2	<div></div> 0.1%
288	Gushan Ferry Station	0	
289	Central Park (Kaohsiung)	0	
290	Former British Consulate	3	<div></div> 0.2%
291	Teresa Teng Memorial Hall	0	
292	EDA World	1	<div></div> 0.1%
293	Kaohsiung Arena	0	
294	Pier-2 Art Cneter	14	<div></div> 0.7%
295	Fo Kuang Shan	33	<div></div> 1.7%
296	Cheng Ching Lake	1	<div></div> 0.1%
297	Meinong Hakka Cultural Village	2	<div></div> 0.1%
298	Baolai and Bulao Springs	0	
299	Maolin National Scenic Area	0	
300	Liugui Service Area	0	
301	Jiaxian	0	
302	Meishan Visitor Center	0	
303	Kaohsiung Farm	0	
304	Tengzhi National Forest Recreation Area	0	
305	Shihba Luohan Shan	0	
306	Saijia Service Area (Saijia Aviation Park)	0	
307	Sugar Industry Cultural Park	0	
308	Da Dong Art Center	0	
309	Wushanding Mud Volcano	0	
313	Qikong Waterfall	0	
314	Houbihu	0	
315	Kenting National Park	69	<div></div> 3.5%

d2i: d2i What tourist spots have you visited on this trip?

Value	Label	Cases	Percentage
316	Lankan Ecological Protection Area	1	0.1%
317	National Museum of Marine Biology and Aquarium	1	0.1%
318	Fangliau Township	0	
319	Sichongxi	0	
320	Jialeshuei Scenic Area	0	
321	Kenting Space Port	0	
322	Nanwan Beach Recreation Area	0	
323	Dapeng Bay National Scenic Area	0	
324	Kenting Sea Pool	0	
325	Liuqiu (Shiaoliuqiu)	0	
326	Sandimen	0	
327	Chuanfan Rock	0	
328	Hengchun Ancient City	7	0.4%
329	Liudui Hakka Cultural Park	0	
330	Jiaosi	9	0.5%
331	Tung Shan Science Area	0	
332	Taipingshan	0	
333	Suao Cold Springs	0	
334	Wufengqi Scenic Area	0	
335	Guishan Island (Turtle Island)	0	
336	Mei Hua Hu	0	
337	Shangrila Leisure Farm	1	0.1%
338	Nanfangao	1	0.1%
339	Taipingshan National Forest Recreation Area	1	0.1%
340	Toucheng Sea Pool	0	
341	Chilan Forest Playground	0	
342	Caoling Historic Trail	0	
343	Wushih Harbor	0	
344	Chia-Tsu-Lan Wine Museum	1	0.1%
345	National Center for Traditional Arts	3	0.2%
346	Lanyang Museum	1	0.1%
347	Bulau Bulau aboriginal village	0	
348	Jimmy Park, Yilan	2	0.1%
349	Luodong Forestry Culture Garden	0	
350	Taroko, Tienhsiang	43	2.2%
351	Hualien Farglory Ocean Park	0	
352	Qixing Lake (Qixingtian)	30	1.5%
353	Amis Cultural Village	1	0.1%
354	Liyu (Carp) Lake	0	
355	Shin Kong Chao Feng Ranch & Resort	0	
356	Ruisui Hongye Springs	5	0.3%
357	Xiuguluan River Rafting Area	0	
358	Wenshan Springs	1	0.1%
359	Mukumugi	0	
360	National DongHua University	0	

# d2i: d2i What tourist spots have you visited on this trip?			
Value	Label	Cases	Percentage
361	Hualien Seaside Park	0	
362	Whale and Dolphine Watching Tour along East Coast	1	0.1%
363	Hualien Sugar Factory	0	
364	Shitiping	1	0.1%
365	Hualien Tzuchi	0	
366	Mataian Wetland Ecological Park	0	
367	Liushidan Mountain	0	
368	Hualien Cultural Creative Industries Park	0	
369	Taiwan Happy Farm	0	
370	Chihpen	2	0.1%
371	Sanxiantai (Terrace of the Three Immortals)	2	0.1%
372	Lu Tao (Green Island)	2	0.1%
373	Baxian Cave (Baxiandong)	3	0.2%
374	Xiaoyeliu (Jialulan)	0	
375	Beinan Cultural Park	0	
376	Guanshan Water Park	1	0.1%
377	Chulu Pasture	0	
378	Taitung Veterans Farm	0	
379	Lanyu (Orchid Island)	0	
380	National Museum of Prehistory	0	
381	Chengkong Harbor	0	
382	Water Running Up	9	0.5%
383	Dulan Mountain	0	
384	Taitung Forest Park	1	0.1%
385	Mr. Brown Avenue	4	0.2%
386	Luye Gaotai hot air balloon area	1	0.1%
387	Duoliang Station	1	0.1%
400	Penghu National Scenic Area	0	
401	Jibei Island	0	
402	Qimei Island	0	
410	Cihu (Kinmen)	0	
411	Kinmen National Park	0	
412	Taoshan	0	
413	Guniungtou War Museum	0	
414	Kinmen Folk Culture Village	0	
415	Juguang Tower	0	
416	Taiwu Mountain	0	
417	Kinmen Liquor Factory	0	
418	Wujiang River Estuary	0	
419	Sun Yat-sen Memorial Forest	0	
430	Qinbi Village	0	
431	Bishan Sightseeing Platform	0	
801	Shilin Night Market in Taipei City	75	3.8%
802	Huaxi Street Tourist Night Market in Taipei City	19	1.0%
803	Raohe Street Tourist Night Market in Taipei City	36	1.8%

d2i: d2i What tourist spots have you visited on this trip?

Value	Label	Cases	Percentage
804	Shida Night Market in Taipei City	21	 1.1%
805	Linjiang Street Tourist Night Market in Taipei City	1	 0.1%
806	Gongguan Night Market in Taipei City	0	
807	Tihwa street Night market in Taipei City	0	
808	Ningxia Tourist Night Market in Taipei City	26	 1.3%
809	Nanjichang Night Market in Taipei City	0	
810	Jingmei Night Market in Taipei City	1	 0.1%
811	Liaoning Street Night Market in Taipei City	0	
812	Yansan Tourist Night Market in Taipei City	0	
813	Other Night Markets in Taipei City	0	
815	Yonghe Lehua Night Market in New Taipei City	0	
816	Banciao Nanya Night Market n New Taipei City	0	
817	Sinjhuang Night Market in New Taipei City	0	
818	Jhonghe Singnan Night Market in New Taipei City	1	 0.1%
819	Fuda Garden Night Market in New Taipei City	0	
820	Sanho Night Market in Sanchong District,New Taipei City	1	 0.1%
821	Other Night Markets in New Taipei City	1	 0.1%
825	Keelung Miaokou Tourist Night Market	4	 0.2%
826	Other Night Markets in Keelung City	0	
830	Jhongli Sinmin Night Market in Jhongli district ,Taoyuan	0	
831	Taoyuan Tourist Night Market	0	
832	Other Night Markets in Taoyuan City	0	
834	Chenghuang Temple Night Market in Hsinchu City	2	 0.1%
835	Other Night Markets in Hsinchu City	0	
838	Night Markets in Hsinchu County	0	
840	Night Markets in Miaoli County	0	
843	Fongjia Night Market in Taichung City	12	 0.6%
844	Jhonghua Night Market in Taichung City	0	
845	Yizhong Street Night Market in Taichung City	7	 0.4%
846	Other Night Markets in Taichung City	0	
849	Night Market in Nantou County	0	
851	Night Markets in Changhua County	0	
853	Night Markets in Yunlin County	0	
855	Wenhua Rd. Night Market in Chiayi City	0	
856	Other Night Markets in Chiayi City	0	
858	Night Markets in Chiayi County	0	
860	Siaobei Rd. Night Market in Tainan City	0	
861	Huayuan Night Market in Tainan City	1	 0.1%
862	Other Night Markets in Tainan City	0	
863	Other Night Markets in Tainan City	0	
865	Liuhe(2nd Rd.) Night Market in Kaohsiung City	24	 1.2%
866	Sinsing Night Market in Kaohsiung City	0	
867	Rueifong Night Market in Kaohsiung City	5	 0.3%
868	Jin-Zuan Night Market in Kaohsiung City	0	
869	Kaisyuan Night Market in Kaohsiung City	0	

# d2i: d2i What tourist spots have you visited on this trip?			
Value	Label	Cases	Percentage
870	Other Night Markets in Kaohsiung City	1	0.1%
871	Minzu Rd. Night Market in Pingtung County	0	
872	Other Night Markets in Pingtung County	0	
874	Luodong Night Market in Yilan County	1	0.1%
875	Other Night Markets in Yilan County	0	
877	Nanbin Night Market in Hualien County	0	
878	Dongdamen Night Market in Hualien County	2	0.1%
879	Huayuan Night Market in Hualien County	0	
880	Night Markets in Taitung County	0	
883	Night Markets in Penghu County	0	
885	Night Markets in Kinmen County	0	
Sysmiss		5227	
Warning: these figures indicate the number of cases found in the data file. They cannot be interpreted as summary statistics of the population of interest.			
# d2j: d2j What tourist spots have you visited on this trip?			
Information	[Type= discrete] [Format=numeric] [Range= 1-885] [Missing=*]		
Statistics [NW/ W]	[Valid=1599 /-] [Invalid=5626 /-]		
Value	Label	Cases	Percentage
1	Taipei 101	8	0.5%
2	National Palace Museum	2	0.1%
3	Chiang Kai-shek Memorial Hall	2	0.1%
4	Xinyi Shopping District	0	
5	Ximending	8	0.5%
6	Taipei Martyrs' Shrine	0	
7	Eastern Distric of Taipei	2	0.1%
8	Longshan Temple	0	
9	Yangmingshan National Park	3	0.2%
10	Beitou	9	0.6%
11	Taipei Station Commercial District	2	0.1%
12	Presidential Office Building	0	
13	Maokong Area	8	0.5%
14	Taipei Zoo	1	0.1%
15	Taipei Metro Underground Market	0	
16	Wufenpu Garment Wholesale Area	2	0.1%
17	Miramar Entertainment Park Ferris Wheel	1	0.1%
18	Dr. Sun Yat-sen Memorial Hall	3	0.2%
19	Hsing Tian Kong	2	0.1%
20	Guang Hua Digital Plaza	0	
21	Taipei Fine Art Museum(Taipei Story House)	0	
22	Yuanshan	1	0.1%
23	Taipei Confucius Temple	0	
24	Shilin Official Residence	13	0.8%
25	Red House	0	
26	Tianmu	0	
27	Dalongdong Bao'an Temple	0	

# d2j: d2j What tourist spots have you visited on this trip?			
Value	Label	Cases	Percentage
28	228 Peace Memorial Park(National Taiwan Museum)	0	
29	Taipei Film House	0	
30	National Museum of History	0	
31	Museum of Contemporary Art, Taipei	0	
32	Jianguo Holiday Commercial District	0	
33	Taipei Children's Amusement Park	0	
34	Taipei City Hakka Cultural Park	0	
35	Taiwan Handicraft Promotion Center	0	
36	Sung Ye Museum of Formosan Aborigines	0	
37	Miniatures Museum of Taiwan	1	0.1%
38	Huajiang Park	0	
39	Suho Memorial Paper Museum	0	
40	Chinese Culture & Movie Center	0	
41	Taipei Botanical Garden	0	
42	Taipei Astronomical Museum	0	
43	Lin An Tai Old Homestead	0	
44	National Taiwan University	0	
45	Da Hu Park	0	
46	Lin Liu-Hsin Puppet Theatre Museum	0	
47	Postal Museum	0	
48	Taipei Hero House	0	
49	Nangang Business Park	0	
50	Taipei Flora Expo Park	0	
51	Huashan 1914 Creative Park	2	0.1%
52	Yongkang Street Commercial District	4	0.3%
53	Taipei Arena	0	
54	Songshan Cultural and Creative Park	0	
55	Bopiliao Old Street	0	
56	Xiangshan	7	0.4%
57	Da'an Forest Park	0	
58	Eslite Bookstore	1	0.1%
59	Sisi Nancun	1	0.1%
60	Syntrend Creative Park	0	
61	Dajia Riverside Park	0	
62	Yu You Ren Mansion and Qing Tian School	0	
65	Jiufen	65	4.1%
66	Tanshui	33	2.1%
67	Yehliu	75	4.7%
68	Jinguashi	4	0.3%
69	Wulai	0	
70	Yuanwangkeng Park	0	
71	Shihsanhang Museum of Archaeology	2	0.1%
72	Shenkeng Old Street	3	0.2%
73	Dharma Drum Mountain(Jinshan)	3	0.2%
74	Butian lake	0	

# d2j: d2j What tourist spots have you visited on this trip?			
Value	Label	Cases	Percentage
75	Trunk Rock, Shenao Cape	0	
76	Yingge Ceramics Museum	0	
77	Pinxi	30	1.9%
78	Yingge	1	0.1%
79	Sanxia	0	
80	Ocean World	0	
81	Juming Museum	0	
82	Pinlin	0	
83	Yun hsien Resort	0	
84	Tianlu Art Center	1	0.1%
85	Sanzhi	0	
86	The Lin Family Mansion and Garden	0	
87	Fulong beach	0	
88	Linkou	0	
89	Baisha Bay	0	
90	Bitou Cape Park	1	0.1%
91	New Taipei City Hakka Museum	0	
92	Formosa Fun Coast	0	
93	Guanyinshan	0	
94	coastline park	0	
95	Qing Shui Zu shi temple	0	
96	Naptune park	0	
97	Green Bay	0	
98	Longdong South Ocean Park	0	
99	Temple of Eighteen Deities	0	
100	Teresa Teng Memorail Park (Yun Garden)	0	
101	Mitsui Outlet Park Linkou	3	0.2%
103	Sandiaoiao Cape Lighthouse	0	
104	Jingtong	0	
105	Ling Jiou Mountain Wu Sheng Monastery	0	
106	Houtong	6	0.4%
107	Shi Yang Shan Fang	0	
110	The Northeast Coastal Scenic Area	0	
111	Bisha Fishery Harbor	0	
112	Keelung Port	0	
113	Chung-Chen Park	0	
114	Patoutzu	0	
115	Peace Island	0	
116	Lover's Lake	0	
117	Ershawan Gun Emplacement	0	
118	Dawulun Gun Emplacement	0	
119	National Museum of Marine Science & Technology	0	
125	Window on China	0	
126	Dashi	0	
127	Shinmem Dam	0	

# d2j: d2j What tourist spots have you visited on this trip?			
Value	Label	Cases	Percentage
128	Cihu	2	0.1%
129	Zhongli	0	
130	Aviation Museum	0	
131	Lala Mountain	0	
132	TaiMall	0	
133	GLORIA OUTLETS	0	
134	Metro Walk Shopping Center	0	
135	Hsinchu Science Park	0	
136	Nanliao Fishery Harbor	0	
137	Ku Chi Peak	0	
138	Glass Museum	0	
139	Hsinchu Du Cheng Huang Temple	0	
140	National Tsing Hua University	0	
143	Qalang Smangus	0	
144	Xinyue Beach	0	
145	Leofoo Village Theme Park	4	0.3%
146	Neiwan	0	
147	Beipu	1	0.1%
148	Daba Peak	0	
149	Little Ding Dong Science Theme Park	0	
150	Buddhist Temple	0	
151	Wuzhishan Scenic Area	0	
152	Shengxing Station	1	0.1%
153	Bantianliao Haowangjiao	0	
154	Hwataoyao	0	
155	Sanyi Wood Sculptures	0	
156	Shihtoushan (Lion's Head Mountain)	0	
157	Tungsiio Beach Pool	0	
158	West Lake Resort	0	
159	Remains of Longteng Bridge	0	
160	Flying Cow Ranch	0	
161	She-Pa National Park	0	
162	Nanzhuang	0	
163	Taian hot Springs	0	
164	Houlong Township Qinghai Temple	0	
165	National Taichung Theater	1	0.1%
166	Miyahara	11	0.7%
167	Taichung Literature Museum	0	
168	Molecure Pharmacy	0	
169	Yide Mansion	0	
170	National Museum of Natural Science	0	
171	Rainbow Village	17	1.1%
172	Tunghai University	4	0.3%
173	The National Taiwan Museum of Fine Arts	2	0.1%
174	Sinshe	1	0.1%

d2j: d2j What tourist spots have you visited on this trip?

Value	Label	Cases	Percentage
175	Lihpao Land	0	
176	Li Shan (Pear Mountain)	0	
177	Tahuehshan Forest Recreation Area	0	
178	Wuling Farm	0	
179	Park Lane by CMP	0	
180	Yuanzui Mountain	0	
181	Gaomei Wetlands	12	0.8%
182	Dakeng Scenic Area	0	
183	Taichung Cultural and Creative Industries Park	0	
184	Maple Garden	0	
185	Sun Moon Lake	123	7.7%
186	Formosan Aborincinal culture Village	23	1.4%
187	Cingjing Veterans Farm	49	3.1%
188	Hsitou Bamboo Forest	1	0.1%
189	Chung Tai Chan Monastery	98	6.1%
190	Jiji	2	0.1%
191	Puli	12	0.8%
192	Sing Ling Temple	0	
193	Yushan National Park	0	
194	Puli Distillery	2	0.1%
195	921 Earthquake Museum of Taiwan	0	
196	Guguan	0	
197	Hohuanshan National Forest Recreation Area	3	0.2%
198	SunLinkSea	0	
199	The Nantou County Culture Park	0	
200	Checheng train station	0	
201	Wushe Scenic Area Recreation Area	0	
202	Shoutian Temple	0	
203	Dongpu Springs	0	
204	Aowanda National Forest Recreation Area	0	
205	Hung Gee Bees Farm	0	
206	Lushan Hot Springs	1	0.1%
207	Guangxing Paper Factory	0	
208	Tenshing Kiln Ceramics Cultural Park	0	
209	YUHSIU MUSEUM of ART	0	
210	Taiwan Le Tsang Temple	0	
211	Tai-Yi Red Maple Resort	0	
215	Lukang Mazu Temple	0	
216	Lukang	0	
217	Lukang Longshan Temple	0	
218	Baguashan	2	0.1%
219	Taiwan Folk Village	0	
220	Confucius Temple (Changhua)	0	
221	Lukang Old Street	5	0.3%
222	Taiwan Glass Gallery	0	

d2j: d2j What tourist spots have you visited on this trip?

Value	Label	Cases	Percentage
225	Janfusun Fancy World	0	
226	Beigan Matsu Temple	0	
227	Caoling	0	
229	Chiayi City	0	
230	Lantan Lake	0	
231	Hinoki Village	1	0.1%
232	Meishan (Hanshini Forest Recreation Area)	0	
233	High-Heel Wedding Church	0	
234	Suantou Sugar Factory-Factory Village	0	
235	Alishan	176	11.0%
236	Southern Branch of the National Palace Museum	0	
237	Chiayis Farm	0	
238	Dongshih Fishery Harbor	0	
239	Aogu Wetland Forest Park	0	
240	Old Fort of Anping (Fort Zeelandia)	13	0.8%
241	Chihkan Tower	7	0.4%
242	Confucius Temple (Tainan)	6	0.4%
243	Koxinga Shrine (Yanping Junwang Temple)	2	0.1%
244	Anping Port National Historical Scenic Area	1	0.1%
245	Eternal Golden Castle	1	0.1%
246	Tainan Grand Matsu Temple	2	0.1%
247	Luermen Tienhogong Temple	0	
248	Xishu Golden Beach	0	
249	Official God of War Temple (Sacrificial Rites Martial Temple	0	
250	Wufei Temple (Five Consorts Temple)	0	
251	Taijiang National Park	1	0.1%
252	Southern Taiwan Science Park	0	
253	Ten Drum Rende Suger Culture and Creativety Park	0	
254	Chimei Museum	0	
255	Taiwan Salt Museum	0	
256	National Museum of Taiwan Literature	0	
260	Guanziling	0	
261	Qigu Birdseeing	0	
262	Wushantou Reservoir Scenic Area	0	
263	Tsengwen Reservoir Scenic Area	0	
264	Dakeng Recreation Farm	0	
265	Tsou-Ma-Lai Farm	0	
266	Hayashi Department Store	0	
270	Love River	55	3.4%
271	Sizhiwan Bay	66	4.1%
272	Lotus Lake	22	1.4%
273	Qijin Seaside Park	10	0.6%
274	Shou Shan(Shou Shan Zoo)	3	0.2%
275	National Kaohsiung Center for the Arts (Weiwuying)	0	
276	Urban Spotlight	0	

# d2j: d2j What tourist spots have you visited on this trip?			
Value	Label	Cases	Percentage
277	Kaohsiung 85 Sky Building	0	
278	Kaohsiung Main Public Library	0	
279	Confucius Temple (Kaohsiung)	9	0.6%
280	Kaohsiung Port	0	
281	Blue Lagoon Water Theme Park	0	
282	Kaohsiung Museum of History	0	
283	Chijin Mazu Temple	0	
284	National Science and Technology Museum	0	
285	Kaohsiung Museum of Fine Arts	0	
286	Dream Mall	11	0.7%
287	New Juejiang Shopping Area	0	
288	Gushan Ferry Station	0	
289	Central Park (Kaohsiung)	0	
290	Former British Consulate	3	0.2%
291	Teresa Teng Memorial Hall	0	
292	EDA World	1	0.1%
293	Kaohsiung Arena	0	
294	Pier-2 Art Cneter	20	1.3%
295	Fo Kuang Shan	32	2.0%
296	Cheng Ching Lake	0	
297	Meinong Hakka Cultural Village	2	0.1%
298	Baolai and Bulao Springs	0	
299	Maolin National Scenic Area	0	
300	Liugui Service Area	0	
301	Jiaxian	0	
302	Meishan Visitor Center	0	
303	Kaohsiung Farm	0	
304	Tengzhi National Forest Recreation Area	0	
305	Shihba Luohan Shan	0	
306	Saijia Service Area (Saijia Aviation Park)	0	
307	Sugar Industry Cultural Park	0	
308	Da Dong Art Center	0	
309	Wushanding Mud Volcano	0	
313	Qikong Waterfall	0	
314	Houbihu	0	
315	Kenting National Park	98	6.1%
316	Lankan Ecological Protection Area	0	
317	National Museum of Marine Biology and Aquarium	5	0.3%
318	Fangliao Township	0	
319	Sichongxi	0	
320	Jialeshuei Scenic Area	2	0.1%
321	Kenting Space Port	0	
322	Nanwan Beach Recreation Area	1	0.1%
323	Dapeng Bay National Scenic Area	0	
324	Kenting Sea Pool	0	

d2j: d2j What tourist spots have you visited on this trip?

Value	Label	Cases	Percentage
325	Liuqiu (Shiaoliuqiu)	1	0.1%
326	Sandimen	0	
327	Chuanfan Rock	0	
328	Hengchun Ancient City	4	0.3%
329	Liudui Hakka Cultural Park	0	
330	Jiaosi	7	0.4%
331	Tung Shan Science Area	0	
332	Taipingshan	0	
333	Suao Cold Springs	0	
334	Wufengqi Scenic Area	0	
335	Guishan Island (Turtle Island)	1	0.1%
336	Mei Hua Hu	0	
337	Shangrila Leisure Farm	0	
338	Nanfangao	0	
339	Taipingshan National Forest Recreation Area	0	
340	Toucheng Sea Pool	0	
341	Chilan Forest Playground	0	
342	Caoling Historic Trail	0	
343	Wushih Harbor	0	
344	Chia-Tsu-Lan Wine Museum	0	
345	National Center for Traditional Arts	0	
346	Lanyang Museum	0	
347	Bulau Bulau aboriginal village	0	
348	Jimmy Park, Yilan	0	
349	Luodong Forestry Culture Garden	0	
350	Taroko, Tienhsiang	65	4.1%
351	Hualien Farglory Ocean Park	0	
352	Qixing Lake (Qixingtian)	36	2.3%
353	Amis Cultural Village	3	0.2%
354	Liyu (Carp) Lake	0	
355	Shin Kong Chao Feng Ranch & Resort	3	0.2%
356	Ruisui Hongye Springs	2	0.1%
357	Xiuguluan River Rafting Area	0	
358	Wenshan Springs	0	
359	Mukumugi	0	
360	National DongHua University	0	
361	Hualien Seaside Park	0	
362	Whale and Dolphine Watching Tour along East Coast	0	
363	Hualien Sugar Factory	0	
364	Shitiping	1	0.1%
365	Hualien Tzuchi	0	
366	Mataian Wetland Ecological Park	0	
367	Liushidan Mountain	0	
368	Hualien Cultural Creative Industries Park	0	
369	Taiwan Happy Farm	0	

d2j: d2j What tourist spots have you visited on this trip?

Value	Label	Cases	Percentage
370	Chihpen	3	0.2%
371	Sanxiantai (Terrace of the Three Immortals)	4	0.3%
372	Lu Tao (Green Island)	1	0.1%
373	Baxian Cave (Baxiandong)	3	0.2%
374	Xiaoyeliu (Jialulan)	1	0.1%
375	Beinan Cultural Park	0	
376	Guanshan Water Park	0	
377	Chulu Pasture	0	
378	Taitung Veterans Farm	0	
379	Lanyu (Orchid Island)	0	
380	National Museum of Prehistory	0	
381	Chengkong Harbor	0	
382	Water Running Up	6	0.4%
383	Dulan Mountain	0	
384	Taitung Forest Park	0	
385	Mr. Brown Avenue	1	0.1%
386	Luye Gaotai hot air balloon area	0	
387	Duoliang Station	1	0.1%
400	Penghu National Scenic Area	0	
401	Jibei Island	0	
402	Qimei Island	0	
410	Cihu (Kinmen)	0	
411	Kinmen National Park	0	
412	Taoshan	0	
413	Guniungtou War Museum	0	
414	Kinmen Folk Culture Village	0	
415	Juguang Tower	0	
416	Taiwu Mountain	0	
417	Kinmen Liquor Factory	0	
418	Wujiang River Estuary	0	
419	Sun Yat-sen Memorial Forest	0	
430	Qinbi Village	0	
431	Bishan Sightseeing Platform	0	
801	Shilin Night Market in Taipei City	70	4.4%
802	Huaxi Street Tourist Night Market in Taipei City	3	0.2%
803	Raohe Street Tourist Night Market in Taipei City	38	2.4%
804	Shida Night Market in Taipei City	15	0.9%
805	Linjiang Street Tourist Night Market in Taipei City	0	
806	Gongguan Night Market in Taipei City	0	
807	Tihwa street Night market in Taipei City	2	0.1%
808	Ningxia Tourist Night Market in Taipei City	29	1.8%
809	Nanjichang Night Market in Taipei City	1	0.1%
810	Jingmei Night Market in Taipei City	0	
811	Liaoning Street Night Market in Taipei City	0	
812	Yansan Tourist Night Market in Taipei City	0	

# d2j: d2j What tourist spots have you visited on this trip?			
Value	Label	Cases	Percentage
813	Other Night Markets in Taipei City	0	
815	Yonghe Lehua Night Market in New Taipei City	1	0.1%
816	Banciao Nanya Night Market n New Taipei City	0	
817	Sinjhuang Night Market in New Taipei City	0	
818	Jhonghe Singnan Night Market in New Taipei City	0	
819	Fuda Garden Night Market in New Taipei City	0	
820	Sanho Night Market in Sanchong District,New Taipei City	0	
821	Other Night Markets in New Taipei City	0	
825	Keelung Miaokou Tourist Night Market	4	0.3%
826	Other Night Markets in Keelung City	0	
830	Jhongli Sinmin Night Market in Jhongli district ,Taoyuan	0	
831	Taoyuan Tourist Night Market	0	
832	Other Night Markets in Taoyuan City	0	
834	Chenghuang Temple Night Market in Hsinchu City	1	0.1%
835	Other Night Markets in Hsinchu City	0	
838	Night Markets in Hsinchu County	0	
840	Night Markets in Miaoli County	0	
843	Fongjia Night Market in Taichung City	17	1.1%
844	Jhonghua Night Market in Taichung City	0	
845	Yizhong Street Night Market in Taichung City	3	0.2%
846	Other Night Markets in Taichung City	1	0.1%
849	Night Market in Nantou County	0	
851	Night Markets in Changhua County	0	
853	Night Markets in Yunlin County	0	
855	Wenhua Rd. Night Market in Chiayi City	0	
856	Other Night Markets in Chiayi City	0	
858	Night Markets in Chiayi County	0	
860	Siaobei Rd. Night Market in Tainan City	0	
861	Huayuan Night Market in Tainan City	2	0.1%
862	Other Night Markets in Tainan City	0	
863	Other Night Markets in Tainan City	1	0.1%
865	Liuhe(2nd Rd.) Night Market in Kaohsiung City	24	1.5%
866	Sinsing Night Market in Kaohsiung City	0	
867	Rueifong Night Market in Kaohsiung City	2	0.1%
868	Jin-Zuan Night Market in Kaohsiung City	0	
869	Kaisyuan Night Market in Kaohsiung City	0	
870	Other Night Markets in Kaohsiung City	1	0.1%
871	Minzu Rd. Night Market in Pingtung County	0	
872	Other Night Markets in Pingtung County	0	
874	Luodong Night Market in Yilan County	2	0.1%
875	Other Night Markets in Yilan County	0	
877	Nanbin Night Market in Hualien County	0	
878	Dongdamen Night Market in Hualien County	2	0.1%
879	Huayuan Night Market in Hualien County	0	
880	Night Markets in Taitung County	0	

# d2j: d2j What tourist spots have you visited on this trip?			
Value	Label	Cases	Percentage
883	Night Markets in Penghu County	0	
885	Night Markets in Kinmen County	0	
Sysmiss		5626	
Warning: these figures indicate the number of cases found in the data file. They cannot be interpreted as summary statistics of the population of interest.			
# d2k: d2k What tourist spots have you visited on this trip?			
Information	[Type= discrete] [Format=numeric] [Range= 1-885] [Missing=*]		
Statistics [NW/ W]	[Valid=1293 /-] [Invalid=5932 /-]		
Value	Label	Cases	Percentage
1	Taipei 101	3	0.2%
2	National Palace Museum	2	0.2%
3	Chiang Kai-shek Memorial Hall	2	0.2%
4	Xinyi Shopping District	1	0.1%
5	Ximending	10	0.8%
6	Taipei Martyrs' Shrine	0	
7	Eastern Distric of Taipei	0	
8	Longshan Temple	1	0.1%
9	Yangmingshan National Park	3	0.2%
10	Beitou	1	0.1%
11	Taipei Station Commercial District	0	
12	Presidential Office Building	1	0.1%
13	Maokong Area	5	0.4%
14	Taipei Zoo	1	0.1%
15	Taipei Metro Underground Market	0	
16	Wufenpu Garment Wholesale Area	1	0.1%
17	Miramar Entertainment Park Ferris Wheel	0	
18	Dr. Sun Yat-sen Memorial Hall	1	0.1%
19	Hsing Tian Kong	2	0.2%
20	Guang Hua Digital Plaza	0	
21	Taipei Fine Art Museum(Taipei Story House)	0	
22	Yuanshan	2	0.2%
23	Taipei Confucius Temple	0	
24	Shilin Official Residence	7	0.5%
25	Red House	0	
26	Tianmu	0	
27	Dalongdong Bao'an Temple	0	
28	228 Peace Memorial Park(National Taiwan Museum)	0	
29	Taipei Film House	0	
30	National Museum of History	0	
31	Museum of Contemporary Art, Taipei	0	
32	Jianguo Holiday Commercial District	0	
33	Taipei Children's Amusement Park	0	
34	Taipei City Hakka Cultural Park	0	
35	Taiwan Handicraft Promotion Center	0	
36	Sung Ye Museum of Formosan Aborigines	0	

d2k: d2k What tourist spots have you visited on this trip?

Value	Label	Cases	Percentage
37	Miniatures Museum of Taiwan	0	
38	Huajiang Park	0	
39	Suho Memorial Paper Museum	0	
40	Chinese Culture & Movie Center	0	
41	Taipei Botanical Garden	0	
42	Taipei Astronomical Museum	0	
43	Lin An Tai Old Homestead	0	
44	National Taiwan University	0	
45	Da Hu Park	1	0.1%
46	Lin Liu-Hsin Puppet Theatre Museum	0	
47	Postal Museum	0	
48	Taipei Hero House	0	
49	Nangang Business Park	0	
50	Taipei Flora Expo Park	0	
51	Huashan 1914 Creative Park	3	0.2%
52	Yongkang Street Commercial District	0	
53	Taipei Arena	0	
54	Songshan Cultural and Creative Park	0	
55	Bopiliao Old Street	0	
56	Xiangshan	3	0.2%
57	Da'an Forest Park	1	0.1%
58	Eslite Bookstore	2	0.2%
59	Sisi Nancun	0	
60	Syntrend Creative Park	0	
61	Dajia Riverside Park	0	
62	Yu You Ren Mansion and Qing Tian School	0	
65	Jioufen	27	2.1%
66	Tanshui	9	0.7%
67	Yehliu	26	2.0%
68	Jinguashi	1	0.1%
69	Wulai	2	0.2%
70	Yuanwangkeng Park	0	
71	Shihsanhang Museum of Archaeology	0	
72	Shenkeng Old Street	1	0.1%
73	Dharma Drum Mountain(Jinshan)	0	
74	Butian lake	0	
75	Trunk Rock, Shenao Cape	0	
76	Yingge Ceramics Museum	0	
77	Pinxi	20	1.5%
78	Yingge	1	0.1%
79	Sanxia	1	0.1%
80	Ocean World	0	
81	Juming Museum	0	
82	Pinlin	0	
83	Yun hsien Resort	0	

d2k: d2k What tourist spots have you visited on this trip?

Value	Label	Cases	Percentage
84	Tianlu Art Center	0	
85	Sanzhi	0	
86	The Lin Family Mansion and Garden	0	
87	Fulong beach	0	
88	Linkou	0	
89	Baisha Bay	1	0.1%
90	Bitou Cape Park	0	
91	New Taipei City Hakka Museum	0	
92	Formosa Fun Coast	0	
93	Guanyinshan	0	
94	coastline park	0	
95	Qing Shui Zu shi temple	0	
96	Naptune park	0	
97	Green Bay	0	
98	Longdong South Ocean Park	0	
99	Temple of Eighteen Deities	0	
100	Teresa Teng Memorail Park (Yun Garden)	0	
101	Mitsui Outlet Park Linkou	0	
103	Sandiaoiao Cape Lighthouse	0	
104	Jingtong	0	
105	Ling Jiou Mountain Wu Sheng Monastery	0	
106	Houtong	5	0.4%
107	Shi Yang Shan Fang	0	
110	The Northeast Coastal Scienic Area	0	
111	Bisha Fishery Harbor	0	
112	Keelung Port	0	
113	Chung-Chen Park	0	
114	Patoutzu	0	
115	Peace Island	0	
116	Lover's Lake	0	
117	Ershawan Gun Emplacement	0	
118	Dawulun Gun Emplacemnt	0	
119	National Museum of Marine Science & Technology	0	
125	Window on China	0	
126	Dashi	2	0.2%
127	Shinmem Dam	0	
128	Cihu	1	0.1%
129	Zhongli	0	
130	Aviation Museum	0	
131	Lala Mountain	1	0.1%
132	TaiMall	0	
133	GLORIA OUTLETS	0	
134	Metro Walk Shopping Center	0	
135	Hsinchu Science Park	0	
136	Nanliao Fishery Harbor	0	

d2k: d2k What tourist spots have you visited on this trip?

Value	Label	Cases	Percentage
137	Ku Chi Peak	0	
138	Glass Museum	0	
139	Hsinchu Du Cheng Huang Temple	1	0.1%
140	National Tsing Hua University	0	
143	Qalang Smangus	0	
144	Xinyue Beach	0	
145	Leofoo Village Theme Park	0	
146	Neiwan	0	
147	Beipu	0	
148	Daba Peak	0	
149	Little Ding Dong Science Theme Park	0	
150	Buddhist Temple	0	
151	Wuzhishan Scenic Area	0	
152	Shengxing Station	0	
153	Bantianliao Haowangjiao	0	
154	Hwataoyao	0	
155	Sanyi Wood Sculptures	1	0.1%
156	Shihtoushan (Lion's Head Mountain)	0	
157	Tungsiio Beach Pool	0	
158	West Lake Resort	0	
159	Remains of Longteng Bridge	0	
160	Flying Cow Ranch	0	
161	She-Pa National Park	0	
162	Nanzhuang	0	
163	Taian hot Springs	0	
164	Houlong Township Qinghai Temple	0	
165	National Taichung Theater	4	0.3%
166	Miyahara	2	0.2%
167	Taichung Literature Museum	0	
168	Molecure Pharmacy	0	
169	Yide Mansion	0	
170	National Museum of Natural Science	0	
171	Rainbow Village	12	0.9%
172	Tunghai University	2	0.2%
173	The National Taiwan Museum of Fine Arts	0	
174	Sinshe	1	0.1%
175	Lihpao Land	0	
176	Li Shan (Pear Mountain)	0	
177	Tahuehshan Forest Recreation Area	0	
178	Wuling Farm	0	
179	Park Lane by CMP	0	
180	Yuanzui Mountain	0	
181	Gaomei Wetlands	7	0.5%
182	Dakeng Scenic Area	0	
183	Taichung Cultural and Creative Industries Park	0	

d2k: d2k What tourist spots have you visited on this trip?

Value	Label	Cases	Percentage
184	Maple Garden	1	0.1%
185	Sun Moon Lake	57	4.4%
186	Formosan Aborincinal culture Village	9	0.7%
187	Cingjing Veterans Farm	27	2.1%
188	Hsitou Bamboo Forest	7	0.5%
189	Chung Tai Chan Monastery	50	3.9%
190	Jiji	0	
191	Puli	10	0.8%
192	Sing Ling Temple	0	
193	Yushan National Park	0	
194	Puli Distillery	1	0.1%
195	921 Earthquake Museum of Taiwan	1	0.1%
196	Guguan	1	0.1%
197	Hohuanshan National Forest Recreation Area	3	0.2%
198	SunLinkSea	0	
199	The Nantou County Culture Park	0	
200	Checheng train station	0	
201	Wushe Scenic Area Recreation Area	0	
202	Shoutian Temple	0	
203	Dongpu Springs	0	
204	Aowanda National Forest Recreation Area	0	
205	Hung Gee Bees Farm	0	
206	Lushan Hot Springs	0	
207	Guangxing Paper Factory	0	
208	Tenshing Kiln Ceramics Cultural Park	0	
209	YUHSIU MUSEUM of ART	0	
210	Taiwan Le Tsang Temple	0	
211	Tai-Yi Red Maple Resort	0	
215	Lukang Mazu Temple	2	0.2%
216	Lukang	0	
217	Lukang Longshan Temple	0	
218	Baguashan	0	
219	Taiwan Folk Village	0	
220	Confucius Temple (Changhua)	0	
221	Lukang Old Street	2	0.2%
222	Taiwan Glass Gallery	0	
225	Janfusun Fancy World	5	0.4%
226	Beigan Matsu Temple	0	
227	Caoling	0	
229	Chiayi City	0	
230	Lantan Lake	0	
231	Hinoki Village	0	
232	Meishan (Hanshini Forest Recreation Area)	0	
233	High-Heel Wedding Church	0	
234	Suantou Sugar Factory-Factory Village	0	

d2k: d2k What tourist spots have you visited on this trip?

Value	Label	Cases	Percentage
235	Alishan	127	9.8%
236	Southern Branch of the National Palace Museum	0	
237	Chiayis Farm	0	
238	Dongshih Fishery Harbor	0	
239	Aogu Wetland Forest Park	0	
240	Old Fort of Anping (Fort Zeelandia)	8	0.6%
241	Chihkan Tower	15	1.2%
242	Confucius Temple (Tainan)	8	0.6%
243	Koxinga Shrine (Yanping Junwang Temple)	0	
244	Anping Port National Historical Scenic Area	2	0.2%
245	Eternal Golden Castle	2	0.2%
246	Tainan Grand Matsu Temple	0	
247	Luermen Tienhogong Temple	0	
248	Xishu Golden Beach	0	
249	Official God of War Temple (Sacrificial Rites Martial Temple	0	
250	Wufei Temple (Five Consorts Temple)	0	
251	Taijiang National Park	0	
252	Southern Taiwan Science Park	0	
253	Ten Drum Rende Suger Culture and Creativity Park	0	
254	Chimei Museum	0	
255	Taiwan Salt Museum	0	
256	National Museum of Taiwan Literature	0	
260	Guanziling	0	
261	Qigu Birdseeing	0	
262	Wushantou Reservoir Scenic Area	0	
263	Tsengwen Reservoir Scenic Area	0	
264	Dakeng Recreation Farm	0	
265	Tsou-Ma-Lai Farm	0	
266	Hayashi Department Store	0	
270	Love River	52	4.0%
271	Sizhiwan Bay	86	6.7%
272	Lotus Lake	29	2.2%
273	Qijin Seaside Park	14	1.1%
274	Shou Shan(Shou Shan Zoo)	1	0.1%
275	National Kaohsiung Center for the Arts (Weiwuying)	0	
276	Urban Spotlight	0	
277	Kaohsiung 85 Sky Building	0	
278	Kaohsiung Main Public Library	0	
279	Confucius Temple (Kaohsiung)	3	0.2%
280	Kaohsiung Port	0	
281	Blue Lagoon Water Theme Park	0	
282	Kaohsiung Museum of History	0	
283	Chijin Mazu Temple	0	
284	National Science and Technology Museum	0	
285	Kaohsiung Museum of Fine Arts	0	

d2k: d2k What tourist spots have you visited on this trip?

Value	Label	Cases	Percentage
286	Dream Mall	7	0.5%
287	New Juejiang Shopping Area	2	0.2%
288	Gushan Ferry Station	0	
289	Central Park (Kaohsiung)	0	
290	Former British Consulate	1	0.1%
291	Teresa Teng Memorial Hall	0	
292	EDA World	0	
293	Kaohsiung Arena	0	
294	Pier-2 Art Cneter	20	1.5%
295	Fo Kuang Shan	43	3.3%
296	Cheng Ching Lake	1	0.1%
297	Meinong Hakka Cultural Village	1	0.1%
298	Baolai and Bulao Springs	0	
299	Maolin National Scenic Area	0	
300	Liugui Service Area	0	
301	Jiaxian	0	
302	Meishan Visitor Center	0	
303	Kaohsiung Farm	0	
304	Tengzhi National Forest Recreation Area	0	
305	Shihba Luohan Shan	0	
306	Saijia Service Area (Saijia Aviation Park)	0	
307	Sugar Industry Cultural Park	0	
308	Da Dong Art Center	0	
309	Wushanding Mud Volcano	0	
313	Qikong Waterfall	0	
314	Houbihu	0	
315	Kenting National Park	127	9.8%
316	Lankan Ecological Protection Area	0	
317	National Museum of Marine Biology and Aquarium	1	0.1%
318	Fangliu Township	0	
319	Sichongxi	0	
320	Jialeshuei Scenic Area	0	
321	Kenting Space Port	0	
322	Nanwan Beach Recreation Area	0	
323	Dapeng Bay National Scenic Area	0	
324	Kenting Sea Pool	0	
325	Liuqiu (Shiaoliuqiu)	3	0.2%
326	Sandimen	0	
327	Chuanfan Rock	2	0.2%
328	Hengchun Ancient City	13	1.0%
329	Liudui Hakka Cultural Park	0	
330	Jiaosi	1	0.1%
331	Tung Shan Science Area	0	
332	Taipingshan	0	
333	Suao Cold Springs	0	

d2k: d2k What tourist spots have you visited on this trip?

Value	Label	Cases	Percentage
334	Wufengqi Scenic Area	0	
335	Guishan Island (Turtle Island)	0	
336	Mei Hua Hu	1	0.1%
337	Shangrila Leisure Farm	0	
338	Nanfangao	0	
339	Taipingshan National Forest Recreation Area	0	
340	Toucheng Sea Pool	0	
341	Chilan Forest Playground	0	
342	Caoling Historic Trail	0	
343	Wushih Harbor	0	
344	Chia-Tsu-Lan Wine Museum	0	
345	National Center for Traditional Arts	1	0.1%
346	Lanyang Museum	1	0.1%
347	Bulau Bulau aboriginal village	0	
348	Jimmy Park, Yilan	3	0.2%
349	Luodong Forestry Culture Garden	0	
350	Taroko, Tienhsiang	96	7.4%
351	Hualien Farglory Ocean Park	1	0.1%
352	Qixing Lake (Qixingtang)	43	3.3%
353	Amis Cultural Village	2	0.2%
354	Liyu (Carp) Lake	0	
355	Shin Kong Chao Feng Ranch & Resort	1	0.1%
356	Ruisui Hongye Springs	7	0.5%
357	Xiuguluan River Rafting Area	0	
358	Wenshan Springs	0	
359	Mukumugi	0	
360	National DongHua University	0	
361	Hualien Seaside Park	0	
362	Whale and Dolphine Watching Tour along East Coast	2	0.2%
363	Hualien Sugar Factory	0	
364	Shitiping	0	
365	Hualien Tzuchi	0	
366	Mataian Wetland Ecological Park	0	
367	Liushidan Mountain	1	0.1%
368	Hualien Cultural Creative Industries Park	0	
369	Taiwan Happy Farm	0	
370	Chihpen	8	0.6%
371	Sanxiantai (Terrace of the Three Immortals)	6	0.5%
372	Lu Tao (Green Island)	0	
373	Baxian Cave (Baxiandong)	10	0.8%
374	Xiaoyeliu (Jialulan)	0	
375	Beinan Cultural Park	0	
376	Guanshan Water Park	0	
377	Chulu Pasture	0	
378	Taitung Veterans Farm	0	

d2k: d2k What tourist spots have you visited on this trip?

Value	Label	Cases	Percentage
379	Lanyu (Orchid Island)	0	
380	National Museum of Prehistory	0	
381	Chengkong Harbor	0	
382	Water Running Up	5	0.4%
383	Dulan Mountain	0	
384	Taitung Forest Park	0	
385	Mr. Brown Avenue	4	0.3%
386	Luye Gaotai hot air balloon area	0	
387	Duoliang Station	1	0.1%
400	Penghu National Scenic Area	0	
401	Jibei Island	0	
402	Qimei Island	0	
410	Cihu (Kinmen)	0	
411	Kinmen National Park	0	
412	Taoshan	0	
413	Guniungtou War Museum	0	
414	Kinmen Folk Culture Village	0	
415	Juguang Tower	0	
416	Taiwu Mountain	0	
417	Kinmen Liquor Factory	0	
418	Wujiang River Estuary	0	
419	Sun Yat-sen Memorial Forest	0	
430	Qinbi Village	0	
431	Bishan Sightseeing Platform	0	
801	Shilin Night Market in Taipei City	49	3.8%
802	Huaxi Street Tourist Night Market in Taipei City	5	0.4%
803	Raohe Street Tourist Night Market in Taipei City	19	1.5%
804	Shida Night Market in Taipei City	7	0.5%
805	Linjiang Street Tourist Night Market in Taipei City	0	
806	Gongguan Night Market in Taipei City	0	
807	Tihwa street Night market in Taipei City	0	
808	Ningxia Tourist Night Market in Taipei City	28	2.2%
809	Nanjichang Night Market in Taipei City	1	0.1%
810	Jingmei Night Market in Taipei City	0	
811	Liaoning Street Night Market in Taipei City	0	
812	Yansan Tourist Night Market in Taipei City	0	
813	Other Night Markets in Taipei City	0	
815	Yonghe Lehua Night Market in New Taipei City	0	
816	Banciao Nanya Night Market n New Taipei City	0	
817	Sinjuhuang Night Market in New Taipei City	0	
818	Jhonghe Singnan Night Market in New Taipei City	0	
819	Fuda Garden Night Market in New Taipei City	0	
820	Sanho Night Market in Sanchong District,New Taipei City	0	
821	Other Night Markets in New Taipei City	0	
825	Keelung Miaokou Tourist Night Market	1	0.1%

# d2k: d2k What tourist spots have you visited on this trip?			
Value	Label	Cases	Percentage
826	Other Night Markets in Keelung City	0	
830	Jhongli Sinmin Night Market in Jhongli district ,Taoyuan	0	
831	Taoyuan Tourist Night Market	0	
832	Other Night Markets in Taoyuan City	0	
834	Chenghuang Temple Night Market in Hsinchu City	0	
835	Other Night Markets in Hsinchu City	0	
838	Night Markets in Hsinchu County	0	
840	Night Markets in Miaoli County	0	
843	Fongjia Night Market in Taichung City	17	<div><div></div></div> 1.3%
844	Jhonghua Night Market in Taichung City	0	
845	Yizhong Street Night Market in Taichung City	7	<div><div></div></div> 0.5%
846	Other Night Markets in Taichung City	0	
849	Night Market in Nantou County	0	
851	Night Markets in Changhua County	0	
853	Night Markets in Yunlin County	0	
855	Wenhua Rd. Night Market in Chiayi City	0	
856	Other Night Markets in Chiayi City	0	
858	Night Markets in Chiayi County	0	
860	Siaobei Rd. Night Market in Tainan City	0	
861	Huayuan Night Market in Tainan City	0	
862	Other Night Markets in Tainan City	1	<div><div></div></div> 0.1%
863	Other Night Markets in Tainan City	0	
865	Liuhe(2nd Rd.) Night Market in Kaohsiung City	27	<div><div></div></div> 2.1%
866	Sinsing Night Market in Kaohsiung City	0	
867	Rueifong Night Market in Kaohsiung City	6	<div><div></div></div> 0.5%
868	Jin-Zuan Night Market in Kaohsiung City	0	
869	Kaisyuan Night Market in Kaohsiung City	0	
870	Other Night Markets in Kaohsiung City	2	<div><div></div></div> 0.2%
871	Minzu Rd. Night Market in Pingtung County	0	
872	Other Night Markets in Pingtung County	0	
874	Luodong Night Market in Yilan County	2	<div><div></div></div> 0.2%
875	Other Night Markets in Yilan County	0	
877	Nanbin Night Market in Hualien County	0	
878	Dongdamen Night Market in Hualien County	2	<div><div></div></div> 0.2%
879	Huayuan Night Market in Hualien County	0	
880	Night Markets in Taitung County	0	
883	Night Markets in Penghu County	0	
885	Night Markets in Kinmen County	0	
Sysmiss		5932	
Warning: these figures indicate the number of cases found in the data file. They cannot be interpreted as summary statistics of the population of interest.			
# d2l: d2l What tourist spots have you visited on this trip?			
Information	[Type= discrete] [Format=numeric] [Range= 1-885] [Missing=*]		
Statistics [NW/ W]	[Valid=1050 /-] [Invalid=6175 /-]		

d2l: d2l What tourist spots have you visited on this trip?

Value	Label	Cases	Percentage
1	Taipei 101	2	0.2%
2	National Palace Museum	2	0.2%
3	Chiang Kai-shek Memorial Hall	2	0.2%
4	Xinyi Shopping District	1	0.1%
5	Ximending	2	0.2%
6	Taipei Martyrs' Shrine	0	
7	Eastern Distric of Taipei	2	0.2%
8	Longshan Temple	0	
9	Yangmingshan National Park	2	0.2%
10	Beitou	4	0.4%
11	Taipei Station Commercial District	0	
12	Presidential Office Building	1	0.1%
13	Maokong Area	0	
14	Taipei Zoo	1	0.1%
15	Taipei Metro Underground Market	0	
16	Wufenpu Garment Wholesale Area	0	
17	Miramar Entertainment Park Ferris Wheel	1	0.1%
18	Dr. Sun Yat-sen Memorial Hall	1	0.1%
19	Hsing Tian Kong	0	
20	Guang Hua Digital Plaza	0	
21	Taipei Fine Art Museum(Taipei Story House)	0	
22	Yuanshan	0	
23	Taipei Confucius Temple	0	
24	Shilin Official Residence	1	0.1%
25	Red House	0	
26	Tianmu	1	0.1%
27	Dalongdong Bao'an Temple	0	
28	228 Peace Memorial Park(National Taiwan Museum)	0	
29	Taipei Film House	0	
30	National Museum of History	0	
31	Museum of Contemporary Art, Taipei	0	
32	Jianguo Holiday Commercial District	0	
33	Taipei Children's Amusement Park	1	0.1%
34	Taipei City Hakka Cultural Park	0	
35	Taiwan Handicraft Promotion Center	1	0.1%
36	Sung Ye Museum of Formosan Aborigines	0	
37	Miniatures Museum of Taiwan	0	
38	Huajiang Park	0	
39	Suho Memorial Paper Museum	0	
40	Chinese Culture & Movie Center	0	
41	Taipei Botanical Garden	0	
42	Taipei Astronomical Museum	0	
43	Lin An Tai Old Homestead	1	0.1%
44	National Taiwan University	0	
45	Da Hu Park	0	

# d2l: d2l What tourist spots have you visited on this trip?			
Value	Label	Cases	Percentage
46	Lin Liu-Hsin Puppet Theatre Museum	0	
47	Postal Museum	0	
48	Taipei Hero House	0	
49	Nangang Business Park	0	
50	Taipei Flora Expo Park	0	
51	Huashan 1914 Creative Park	0	
52	Yongkang Street Commercial District	0	
53	Taipei Arena	0	
54	Songshan Cultural and Creative Park	0	
55	Bopiliao Old Street	0	
56	Xiangshan	0	
57	Da'an Forest Park	0	
58	Eslite Bookstore	0	
59	Sisi Nancun	1	0.1%
60	Syntrend Creative Park	0	
61	Dajia Riverside Park	0	
62	Yu You Ren Mansion and Qing Tian School	0	
65	Jioufen	9	0.9%
66	Tanshui	3	0.3%
67	Yehliu	5	0.5%
68	Jinguashi	1	0.1%
69	Wulai	0	
70	Yuanwangkeng Park	0	
71	Shihsanhang Museum of Archaeology	0	
72	Shenkeng Old Street	2	0.2%
73	Dharma Drum Mountain(Jinshan)	2	0.2%
74	Butian lake	1	0.1%
75	Trunk Rock, Shenao Cape	0	
76	Yingge Ceramics Museum	0	
77	Pinxi	11	1.0%
78	Yingge	0	
79	Sanxia	0	
80	Ocean World	0	
81	Juming Museum	0	
82	Pinlin	0	
83	Yun hsien Resort	0	
84	Tianlu Art Center	0	
85	Sanzhi	0	
86	The Lin Family Mansion and Garden	0	
87	Fulong beach	1	0.1%
88	Linkou	0	
89	Baisha Bay	0	
90	Bitou Cape Park	0	
91	New Taipei City Hakka Museum	0	
92	Formosa Fun Coast	0	

d2l: d2l What tourist spots have you visited on this trip?

Value	Label	Cases	Percentage
93	Guanyinshan	0	
94	coastline park	0	
95	Qing Shui Zu shi temple	0	
96	Naptune park	0	
97	Green Bay	0	
98	Longdong South Ocean Park	1	0.1%
99	Temple of Eighteen Deities	0	
100	Teresa Teng Memorail Park (Yun Garden)	0	
101	Mitsui Outlet Park Linkou	0	
103	Sandiaoiao Cape Lighthouse	0	
104	Jingtong	0	
105	Ling Jiou Mountain Wu Sheng Monastery	0	
106	Houtong	5	0.5%
107	Shi Yang Shan Fang	0	
110	The Northeast Coastal Scienic Area	1	0.1%
111	Bisha Fishery Harbor	0	
112	Keelung Port	0	
113	Chung-Chen Park	0	
114	Patoutzu	0	
115	Peace Island	0	
116	Lover's Lake	0	
117	Ershawan Gun Emplacement	0	
118	Dawulun Gun Emplacemnt	0	
119	National Museum of Marine Science & Technology	0	
125	Window on China	0	
126	Dashi	0	
127	Shinmem Dam	0	
128	Cihu	1	0.1%
129	Zhongli	0	
130	Aviation Museum	0	
131	Lala Mountain	0	
132	TaiMall	0	
133	GLORIA OUTLETS	0	
134	Metro Walk Shopping Center	0	
135	Hsinchu Science Park	0	
136	Nanliao Fishery Harbor	0	
137	Ku Chi Peak	0	
138	Glass Museum	0	
139	Hsinchu Du Cheng Huang Temple	0	
140	National Tsing Hua University	0	
143	Qalang Smangus	0	
144	Xinyue Beach	0	
145	Leofoo Village Theme Park	1	0.1%
146	Neiwan	1	0.1%
147	Beipu	0	

d2l: d2l What tourist spots have you visited on this trip?

Value	Label	Cases	Percentage
148	Daba Peak	0	
149	Little Ding Dong Science Theme Park	0	
150	Buddhist Temple	0	
151	Wuzhishan Scenic Area	0	
152	Shengxing Station	0	
153	Bantianliao Haowangjiao	0	
154	Hwataoyao	0	
155	Sanyi Wood Sculptures	0	
156	Shihtoushan (Lion's Head Mountain)	0	
157	Tungsiio Beach Pool	0	
158	West Lake Resort	0	
159	Remains of Longteng Bridge	0	
160	Flying Cow Ranch	0	
161	She-Pa National Park	0	
162	Nanzhuang	0	
163	Taian hot Springs	0	
164	Houlong Township Qinghai Temple	0	
165	National Taichung Theater	1	0.1%
166	Miyahara	3	0.3%
167	Taichung Literature Museum	0	
168	Molecure Pharmacy	0	
169	Yide Mansion	0	
170	National Museum of Natural Science	0	
171	Rainbow Village	7	0.7%
172	Tunghai University	2	0.2%
173	The National Taiwan Museum of Fine Arts	0	
174	Sinshe	3	0.3%
175	Lihpao Land	0	
176	Li Shan (Pear Mountain)	0	
177	Tahuehshan Forest Recreation Area	0	
178	Wuling Farm	0	
179	Park Lane by CMP	0	
180	Yuanzui Mountain	0	
181	Gaomei Wetlands	4	0.4%
182	Dakeng Scenic Area	0	
183	Taichung Cultural and Creative Industries Park	0	
184	Maple Garden	0	
185	Sun Moon Lake	18	1.7%
186	Formosan Aborincinal culture Village	5	0.5%
187	Cingjing Veterans Farm	10	1.0%
188	Hsitou Bamboo Forest	2	0.2%
189	Chung Tai Chan Monastery	12	1.1%
190	Jiji	0	
191	Puli	6	0.6%
192	Sing Ling Temple	0	

# d21: d21 What tourist spots have you visited on this trip?			
Value	Label	Cases	Percentage
193	Yushan National Park	0	
194	Puli Distillery	1	0.1%
195	921 Earthquake Museum of Taiwan	0	
196	Guguan	0	
197	Hohuanshan National Forest Recreation Area	4	0.4%
198	SunLinkSea	0	
199	The Nantou County Culture Park	0	
200	Checheng train station	0	
201	Wushe Scenic Area Recreation Area	0	
202	Shoutian Temple	0	
203	Dongpu Springs	0	
204	Aowanda National Forest Recreation Area	0	
205	Hung Gee Bees Farm	0	
206	Lushan Hot Springs	0	
207	Guangxing Paper Factory	0	
208	Tenshing Kiln Ceramics Cultural Park	0	
209	YUHSIU MUSEUM of ART	0	
210	Taiwan Le Tsang Temple	0	
211	Tai-Yi Red Maple Resort	0	
215	Lukang Mazu Temple	1	0.1%
216	Lukang	0	
217	Lukang Longshan Temple	0	
218	Baguashan	0	
219	Taiwan Folk Village	0	
220	Confucius Temple (Changhua)	0	
221	Lukang Old Street	1	0.1%
222	Taiwan Glass Gallery	0	
225	Janfusun Fancy World	0	
226	Beigan Matsu Temple	1	0.1%
227	Caoling	0	
229	Chiayi City	0	
230	Lantan Lake	0	
231	Hinoki Village	0	
232	Meishan (Hanshini Forest Recreation Area)	0	
233	High-Heel Wedding Church	0	
234	Suantou Sugar Factory-Factory Village	0	
235	Alishan	71	6.8%
236	Southern Branch of the National Palace Museum	0	
237	Chiayis Farm	0	
238	Dongshih Fishery Harbor	0	
239	Aogu Wetland Forest Park	0	
240	Old Fort of Anping (Fort Zeelandia)	6	0.6%
241	Chihkan Tower	8	0.8%
242	Confucius Temple (Tainan)	5	0.5%
243	Koxinga Shrine (Yanping Junwang Temple)	2	0.2%

d2l: d2l What tourist spots have you visited on this trip?

Value	Label	Cases	Percentage
244	Anping Port National Historical Scenic Area	0	
245	Eternal Golden Castle	3	0.3%
246	Tainan Grand Matsu Temple	0	
247	Luermen Tienhogong Temple	1	0.1%
248	Xishu Golden Beach	0	
249	Official God of War Temple (Sacrificial Rites Martial Temple	0	
250	Wufei Temple (Five Consorts Temple)	0	
251	Taijiang National Park	0	
252	Southern Taiwan Science Park	0	
253	Ten Drum Rende Suger Culture and Creativety Park	1	0.1%
254	Chimei Museum	1	0.1%
255	Taiwan Salt Museum	0	
256	National Museum of Taiwan Literature	0	
260	Guanziling	2	0.2%
261	Qigu Birdseeing	1	0.1%
262	Wushantou Reservoir Scenic Area	0	
263	Tsengwen Reservoir Scenic Area	0	
264	Dakeng Recreation Farm	0	
265	Tsou-Ma-Lai Farm	0	
266	Hayashi Department Store	0	
270	Love River	45	4.3%
271	Sizhiwan Bay	70	6.7%
272	Lotus Lake	23	2.2%
273	Qijin Seaside Park	14	1.3%
274	Shou Shan(Shou Shan Zoo)	2	0.2%
275	National Kaohsiung Center for the Arts (Weiwuying)	0	
276	Urban Spotlight	0	
277	Kaohsiung 85 Sky Building	0	
278	Kaohsiung Main Public Library	0	
279	Confucius Temple (Kaohsiung)	2	0.2%
280	Kaohsiung Port	1	0.1%
281	Blue Lagoon Water Theme Park	0	
282	Kaohsiung Museum of History	0	
283	Chijin Mazu Temple	0	
284	National Science and Technology Museum	0	
285	Kaohsiung Museum of Fine Arts	0	
286	Dream Mall	4	0.4%
287	New Juejiang Shopping Area	4	0.4%
288	Gushan Ferry Station	0	
289	Central Park (Kaohsiung)	0	
290	Former British Consulate	1	0.1%
291	Teresa Teng Memorial Hall	0	
292	EDA World	2	0.2%
293	Kaohsiung Arena	0	
294	Pier-2 Art Cneter	21	2.0%

d21: d21 What tourist spots have you visited on this trip?

Value	Label	Cases	Percentage
295	Fo Kuang Shan	37	3.5%
296	Cheng Ching Lake	0	
297	Meinong Hakka Cultural Village	0	
298	Baolai and Bulao Springs	0	
299	Maolin National Scenic Area	0	
300	Liugui Service Area	0	
301	Jiaxian	0	
302	Meishan Visitor Center	0	
303	Kaohsiung Farm	0	
304	Tengzhi National Forest Recreation Area	0	
305	Shihba Luohan Shan	0	
306	Saijia Service Area (Saijia Aviation Park)	0	
307	Sugar Industry Cultural Park	0	
308	Da Dong Art Center	0	
309	Wushanding Mud Volcano	0	
313	Qikong Waterfall	0	
314	Houbihu	0	
315	Kenting National Park	154	14.7%
316	Lankan Ecological Protection Area	0	
317	National Museum of Marine Biology and Aquarium	4	0.4%
318	Fangliau Township	0	
319	Sichongxi	0	
320	Jialeshuei Scenic Area	0	
321	Kenting Space Port	0	
322	Nanwan Beach Recreation Area	1	0.1%
323	Dapeng Bay National Scenic Area	0	
324	Kenting Sea Pool	0	
325	Liuqiu (Shiaoliuqiu)	0	
326	Sandimen	0	
327	Chuanfan Rock	0	
328	Hengchun Ancient City	14	1.3%
329	Liudui Hakka Cultural Park	0	
330	Jiaosi	3	0.3%
331	Tung Shan Science Area	0	
332	Taipingshan	0	
333	Suao Cold Springs	0	
334	Wufengqi Scenic Area	0	
335	Guishan Island (Turtle Island)	0	
336	Mei Hua Hu	0	
337	Shangrila Leisure Farm	1	0.1%
338	Nanfangao	0	
339	Taipingshan National Forest Recreation Area	0	
340	Toucheng Sea Pool	0	
341	Chilan Forest Playground	0	
342	Caoling Historic Trail	0	

d2l: d2l What tourist spots have you visited on this trip?

Value	Label	Cases	Percentage
343	Wushih Harbor	0	
344	Chia-Tsu-Lan Wine Museum	0	
345	National Center for Traditional Arts	0	
346	Lanyang Museum	1	0.1%
347	Bulau Bulau aboriginal village	0	
348	Jimmy Park, Yilan	0	
349	Luodong Forestry Culture Garden	0	
350	Taroko, Tienhsiang	130	12.4%
351	Hualien Farglory Ocean Park	1	0.1%
352	Qixing Lake (Qixingtang)	50	4.8%
353	Amis Cultural Village	1	0.1%
354	Liyu (Carp) Lake	1	0.1%
355	Shin Kong Chao Feng Ranch & Resort	0	
356	Ruisui Hongye Springs	8	0.8%
357	Xiuguluan River Rafting Area	0	
358	Wenshan Springs	1	0.1%
359	Mukumugi	0	
360	National DongHua University	0	
361	Hualien Seaside Park	0	
362	Whale and Dolphine Watching Tour along East Coast	3	0.3%
363	Hualien Sugar Factory	0	
364	Shitiping	0	
365	Hualien Tzuchi	0	
366	Mataian Wetland Ecological Park	0	
367	Liushidan Mountain	0	
368	Hualien Cultural Creative Industries Park	0	
369	Taiwan Happy Farm	0	
370	Chihpen	17	1.6%
371	Sanxiantai (Terrace of the Three Immortals)	5	0.5%
372	Lu Tao (Green Island)	0	
373	Baxian Cave (Baxiandong)	2	0.2%
374	Xiaoyeliu (Jialulan)	0	
375	Beinan Cultural Park	0	
376	Guanshan Water Park	0	
377	Chulu Pasture	1	0.1%
378	Taitung Veterans Farm	0	
379	Lanyu (Orchid Island)	0	
380	National Museum of Prehistory	0	
381	Chengkong Harbor	0	
382	Water Running Up	14	1.3%
383	Dulan Mountain	0	
384	Taitung Forest Park	0	
385	Mr. Brown Avenue	6	0.6%
386	Luye Gaotai hot air balloon area	1	0.1%
387	Duoliang Station	4	0.4%

d2l: d2l What tourist spots have you visited on this trip?

Value	Label	Cases	Percentage
400	Penghu National Scenic Area	0	
401	Jibei Island	0	
402	Qimei Island	0	
410	Cihu (Kinmen)	0	
411	Kinmen National Park	0	
412	Taoshan	0	
413	Guniungtou War Museum	0	
414	Kinmen Folk Culture Village	0	
415	Juguang Tower	0	
416	Taiwu Mountain	0	
417	Kinmen Liquor Factory	0	
418	Wujiang River Estuary	0	
419	Sun Yat-sen Memorial Forest	0	
430	Qinbi Village	0	
431	Bishan Sightseeing Platform	0	
801	Shilin Night Market in Taipei City	35	3.3%
802	Huaxi Street Tourist Night Market in Taipei City	5	0.5%
803	Raohe Street Tourist Night Market in Taipei City	17	1.6%
804	Shida Night Market in Taipei City	7	0.7%
805	Linjiang Street Tourist Night Market in Taipei City	0	
806	Gongguan Night Market in Taipei City	0	
807	Tihwa street Night market in Taipei City	0	
808	Ningxia Tourist Night Market in Taipei City	30	2.9%
809	Nanjichang Night Market in Taipei City	0	
810	Jingmei Night Market in Taipei City	0	
811	Liaoning Street Night Market in Taipei City	1	0.1%
812	Yansan Tourist Night Market in Taipei City	0	
813	Other Night Markets in Taipei City	0	
815	Yonghe Lehua Night Market in New Taipei City	0	
816	Banciao Nanya Night Market n New Taipei City	0	
817	Sinjhuang Night Market in New Taipei City	0	
818	Jhonghe Singnan Night Market in New Taipei City	0	
819	Fuda Garden Night Market in New Taipei City	0	
820	Sanho Night Market in Sanchong District,New Taipei City	0	
821	Other Night Markets in New Taipei City	1	0.1%
825	Keelung Miaokou Tourist Night Market	4	0.4%
826	Other Night Markets in Keelung City	0	
830	Jhongli Sinmin Night Market in Jhongli district ,Taoyuan	0	
831	Taoyuan Tourist Night Market	0	
832	Other Night Markets in Taoyuan City	0	
834	Chenghuang Temple Night Market in Hsinchu City	0	
835	Other Night Markets in Hsinchu City	0	
838	Night Markets in Hsinchu County	0	
840	Night Markets in Miaoli County	0	
843	Fongjia Night Market in Taichung City	6	0.6%

# d2l: d2l What tourist spots have you visited on this trip?			
Value	Label	Cases	Percentage
844	Jhonghua Night Market in Taichung City	0	
845	Yizhong Street Night Market in Taichung City	4	0.4%
846	Other Night Markets in Taichung City	0	
849	Night Market in Nantou County	0	
851	Night Markets in Changhua County	0	
853	Night Markets in Yunlin County	2	0.2%
855	Wenhua Rd. Night Market in Chiayi City	0	
856	Other Night Markets in Chiayi City	0	
858	Night Markets in Chiayi County	0	
860	Siaobei Rd. Night Market in Tainan City	0	
861	Huayuan Night Market in Tainan City	0	
862	Other Night Markets in Tainan City	0	
863	Other Night Markets in Tainan City	1	0.1%
865	Liuhe(2nd Rd.) Night Market in Kaohsiung City	24	2.3%
866	Sinsing Night Market in Kaohsiung City	0	
867	Rueifong Night Market in Kaohsiung City	2	0.2%
868	Jin-Zuan Night Market in Kaohsiung City	0	
869	Kaisyuan Night Market in Kaohsiung City	0	
870	Other Night Markets in Kaohsiung City	0	
871	Minzu Rd. Night Market in Pingtung County	0	
872	Other Night Markets in Pingtung County	0	
874	Luodong Night Market in Yilan County	2	0.2%
875	Other Night Markets in Yilan County	0	
877	Nanbin Night Market in Hualien County	0	
878	Dongdamen Night Market in Hualien County	6	0.6%
879	Huayuan Night Market in Hualien County	0	
880	Night Markets in Taitung County	0	
883	Night Markets in Penghu County	0	
885	Night Markets in Kinmen County	0	
Sysmiss		6175	
Warning: these figures indicate the number of cases found in the data file. They cannot be interpreted as summary statistics of the population of interest.			
# d2m: d2m What tourist spots have you visited on this trip?			
Information	[Type= discrete] [Format=numeric] [Range= 1-885] [Missing=*]		
Statistics [NW/ W]	[Valid=835 /-] [Invalid=6390 /-]		
Value	Label	Cases	Percentage
1	Taipei 101	1	0.1%
2	National Palace Museum	2	0.2%
3	Chiang Kai-shek Memorial Hall	4	0.5%
4	Xinyi Shopping District	0	
5	Ximending	4	0.5%
6	Taipei Martyrs' Shrine	1	0.1%
7	Eastern Distric of Taipei	2	0.2%
8	Longshan Temple	0	
9	Yangmingshan National Park	0	

d2m: d2m What tourist spots have you visited on this trip?

Value	Label	Cases	Percentage
10	Beitou	2	0.2%
11	Taipei Station Commercial District	0	
12	Presidential Office Building	1	0.1%
13	Maokong Area	1	0.1%
14	Taipei Zoo	0	
15	Taipei Metro Underground Market	0	
16	Wufenpu Garment Wholesale Area	1	0.1%
17	Miramar Entertainment Park Ferris Wheel	1	0.1%
18	Dr. Sun Yat-sen Memorial Hall	0	
19	Hsing Tian Kong	0	
20	Guang Hua Digital Plaza	0	
21	Taipei Fine Art Museum(Taipei Story House)	0	
22	Yuanshan	0	
23	Taipei Confucius Temple	0	
24	Shilin Official Residence	0	
25	Red House	0	
26	Tianmu	0	
27	Dalongdong Bao'an Temple	0	
28	228 Peace Memorial Park(National Taiwan Museum)	0	
29	Taipei Film House	0	
30	National Museum of History	0	
31	Museum of Contemporary Art, Taipei	0	
32	Jianguo Holiday Commercial District	0	
33	Taipei Children's Amusement Park	0	
34	Taipei City Hakka Cultural Park	0	
35	Taiwan Handicraft Promotion Center	1	0.1%
36	Sung Ye Museum of Formosan Aborigines	0	
37	Miniatures Museum of Taiwan	0	
38	Huajiang Park	0	
39	Suho Memorial Paper Museum	0	
40	Chinese Culture & Movie Center	0	
41	Taipei Botanical Garden	0	
42	Taipei Astronomical Museum	0	
43	Lin An Tai Old Homestead	0	
44	National Taiwan University	0	
45	Da Hu Park	0	
46	Lin Liu-Hsin Puppet Theatre Museum	0	
47	Postal Museum	0	
48	Taipei Hero House	0	
49	Nangang Business Park	0	
50	Taipei Flora Expo Park	0	
51	Huashan 1914 Creative Park	0	
52	Yongkang Street Commercial District	1	0.1%
53	Taipei Arena	0	
54	Songshan Cultural and Creative Park	1	0.1%

d2m: d2m What tourist spots have you visited on this trip?

Value	Label	Cases	Percentage
55	Bopiliao Old Street	0	
56	Xiangshan	0	
57	Da'an Forest Park	0	
58	Eslite Bookstore	3	0.4%
59	Sisi Nancun	0	
60	Syntrend Creative Park	0	
61	Dajia Riverside Park	0	
62	Yu You Ren Mansion and Qing Tian School	0	
65	Jiufen	3	0.4%
66	Tanshui	0	
67	Yehliu	4	0.5%
68	Jinguashi	0	
69	Wulai	0	
70	Yuanwangkeng Park	0	
71	Shihsanhang Museum of Archaeology	1	0.1%
72	Shenkeng Old Street	0	
73	Dharma Drum Mountain(Jinshan)	0	
74	Butian lake	0	
75	Trunk Rock, Shenao Cape	0	
76	Yingge Ceramics Museum	0	
77	Pinxi	2	0.2%
78	Yingge	0	
79	Sanxia	0	
80	Ocean World	0	
81	Juming Museum	0	
82	Pinlin	0	
83	Yun hsien Resort	0	
84	Tianlu Art Center	0	
85	Sanzhi	0	
86	The Lin Family Mansion and Garden	0	
87	Fulong beach	1	0.1%
88	Linkou	0	
89	Baisha Bay	0	
90	Bitou Cape Park	0	
91	New Taipei City Hakka Museum	0	
92	Formosa Fun Coast	0	
93	Guanyinshan	0	
94	coastline park	0	
95	Qing Shui Zu shi temple	0	
96	Naptune park	0	
97	Green Bay	0	
98	Longdong South Ocean Park	0	
99	Temple of Eighteen Deities	0	
100	Teresa Teng Memorail Park (Yun Garden)	0	
101	Mitsui Outlet Park Linkou	0	

d2m: d2m What tourist spots have you visited on this trip?

Value	Label	Cases	Percentage
103	Sandiaojiao Cape Lighthouse	0	0.4%
104	Jingtong	0	
105	Ling Jiou Mountain Wu Sheng Monastery	0	
106	Houtong	3	
107	Shi Yang Shan Fang	0	
110	The Northeast Coastal Scenic Area	0	
111	Bisha Fishery Harbor	0	
112	Keelung Port	0	
113	Chung-Chen Park	0	
114	Patoutzu	0	
115	Peace Island	0	0.1%
116	Lover's Lake	0	
117	Ershawan Gun Emplacement	0	
118	Dawulun Gun Emplacement	0	
119	National Museum of Marine Science & Technology	0	
125	Window on China	0	
126	Dashi	1	
127	Shinmem Dam	1	
128	Cihu	1	
129	Zhongli	0	0.1%
130	Aviation Museum	0	
131	Lala Mountain	0	
132	TaiMall	0	
133	GLORIA OUTLETS	0	
134	Metro Walk Shopping Center	0	
135	Hsinchu Science Park	0	
136	Nanliao Fishery Harbor	0	
137	Ku Chi Peak	0	
138	Glass Museum	0	0.1%
139	Hsinchu Du Cheng Huang Temple	0	
140	National Tsing Hua University	0	
143	Qalang Smangus	0	
144	Xinyue Beach	0	
145	Leofoo Village Theme Park	0	
146	Neiwan	0	
147	Beipu	0	
148	Daba Peak	0	
149	Little Ding Dong Science Theme Park	0	0.1%
150	Buddhist Temple	0	
151	Wuzhishan Scenic Area	0	
152	Shengxing Station	0	
153	Bantianliao Haowangjiao	0	
154	Hwataoyao	0	
155	Sanyi Wood Sculptures	0	
156	Shihtoushan (Lion's Head Mountain)	0	

d2m: d2m What tourist spots have you visited on this trip?

Value	Label	Cases	Percentage
157	Tungsiio Beach Pool	0	
158	West Lake Resort	0	
159	Remains of Longteng Bridge	0	
160	Flying Cow Ranch	0	
161	She-Pa National Park	0	
162	Nanzhuang	0	
163	Taian hot Springs	0	
164	Houlong Township Qinghai Temple	0	
165	National Taichung Theater	0	
166	Miyahara	1	0.1%
167	Taichung Literature Museum	0	
168	Molecure Pharmacy	0	
169	Yide Mansion	0	
170	National Museum of Natural Science	0	
171	Rainbow Village	3	0.4%
172	Tunghai University	1	0.1%
173	The National Taiwan Museum of Fine Arts	0	
174	Sinshe	0	
175	Lihpao Land	0	
176	Li Shan (Pear Mountain)	0	
177	Tahuehshan Forest Recreation Area	0	
178	Wuling Farm	0	
179	Park Lane by CMP	0	
180	Yuanzui Mountain	0	
181	Gaomei Wetlands	4	0.5%
182	Dakeng Scenic Area	0	
183	Taichung Cultural and Creative Industries Park	0	
184	Maple Garden	0	
185	Sun Moon Lake	3	0.4%
186	Formosan Aborincinal culture Village	3	0.4%
187	Cingjing Veterans Farm	7	0.8%
188	Hsitou Bamboo Forest	0	
189	Chung Tai Chan Monastery	1	0.1%
190	Jiji	1	0.1%
191	Puli	1	0.1%
192	Sing Ling Temple	0	
193	Yushan National Park	0	
194	Puli Distillery	0	
195	921 Earthquake Museum of Taiwan	0	
196	Guguan	0	
197	Hohuanshan National Forest Recreation Area	1	0.1%
198	SunLinkSea	0	
199	The Nantou County Culture Park	0	
200	Checheng train station	0	
201	Wushe Scenic Area Recreation Area	0	

d2m: d2m What tourist spots have you visited on this trip?

Value	Label	Cases	Percentage
202	Shoutian Temple	0	
203	Dongpu Springs	0	
204	Aowanda National Forest Recreation Area	0	
205	Hung Gee Bees Farm	0	
206	Lushan Hot Springs	2	0.2%
207	Guangxing Paper Factory	0	
208	Tenshing Kiln Ceramics Cultural Park	0	
209	YUHSIU MUSEUM of ART	0	
210	Taiwan Le Tsang Temple	0	
211	Tai-Yi Red Maple Resort	0	
215	Lukang Mazu Temple	1	0.1%
216	Lukang	0	
217	Lukang Longshan Temple	0	
218	Baguashan	0	
219	Taiwan Folk Village	0	
220	Confucius Temple (Changhua)	0	
221	Lukang Old Street	2	0.2%
222	Taiwan Glass Gallery	0	
225	Janfusun Fancy World	0	
226	Beigan Matsu Temple	0	
227	Caoling	0	
229	Chiayi City	0	
230	Lantan Lake	0	
231	Hinoki Village	0	
232	Meishan (Hanshini Forest Recreation Area)	0	
233	High-Heel Wedding Church	0	
234	Suantou Sugar Factory-Factory Village	0	
235	Alishan	17	2.0%
236	Southern Branch of the National Palace Museum	0	
237	Chiayis Farm	0	
238	Dongshih Fishery Harbor	0	
239	Aogu Wetland Forest Park	0	
240	Old Fort of Anping (Fort Zeelandia)	4	0.5%
241	Chihkan Tower	1	0.1%
242	Confucius Temple (Tainan)	2	0.2%
243	Koxinga Shrine (Yanping Junwang Temple)	1	0.1%
244	Anping Port National Historical Scenic Area	1	0.1%
245	Eternal Golden Castle	2	0.2%
246	Tainan Grand Matsu Temple	0	
247	Luermen Tienhogong Temple	0	
248	Xishu Golden Beach	0	
249	Official God of War Temple (Sacrificial Rites Martial Temple	0	
250	Wufei Temple (Five Consorts Temple)	0	
251	Taijiang National Park	0	
252	Southern Taiwan Science Park	0	

d2m: d2m What tourist spots have you visited on this trip?

Value	Label	Cases	Percentage
253	Ten Drum Rende Suger Culture and Creativety Park	3	0.4%
254	Chimei Museum	0	
255	Taiwan Salt Museum	0	
256	National Museum of Taiwan Literature	0	
260	Guanziling	0	
261	Qigu Birdseeing	0	
262	Wushantou Reservoir Scenic Area	0	
263	Tsengwen Reservoir Scenic Area	0	
264	Dakeng Recreation Farm	0	
265	Tsou-Ma-Lai Farm	0	
266	Hayashi Department Store	0	
270	Love River	26	3.1%
271	Sizhiwan Bay	42	5.0%
272	Lotus Lake	14	1.7%
273	Qijin Seaside Park	10	1.2%
274	Shou Shan(Shou Shan Zoo)	0	
275	National Kaohsiung Center for the Arts (Weiwuying)	0	
276	Urban Spotlight	0	
277	Kaohsiung 85 Sky Building	0	
278	Kaohsiung Main Public Library	0	
279	Confucius Temple (Kaohsiung)	4	0.5%
280	Kaohsiung Port	2	0.2%
281	Blue Lagoon Water Theme Park	0	
282	Kaohsiung Museum of History	0	
283	Chijin Mazu Temple	0	
284	National Science and Technology Museum	0	
285	Kaohsiung Museum of Fine Arts	0	
286	Dream Mall	1	0.1%
287	New Juejiang Shopping Area	2	0.2%
288	Gushan Ferry Station	0	
289	Central Park (Kaohsiung)	0	
290	Former British Consulate	0	
291	Teresa Teng Memorial Hall	0	
292	EDA World	1	0.1%
293	Kaohsiung Arena	0	
294	Pier-2 Art Cneter	13	1.6%
295	Fo Kuang Shan	21	2.5%
296	Cheng Ching Lake	0	
297	Meinong Hakka Cultural Village	1	0.1%
298	Baolai and Bulao Springs	0	
299	Maolin National Scenic Area	0	
300	Liugui Service Area	0	
301	Jiaxian	0	
302	Meishan Visitor Center	0	
303	Kaohsiung Farm	0	

d2m: d2m What tourist spots have you visited on this trip?

Value	Label	Cases	Percentage
304	Tengzhi National Forest Recreation Area	0	
305	Shihba Luohan Shan	0	
306	Saijia Service Area (Saijia Aviation Park)	0	
307	Sugar Industry Cultural Park	0	
308	Da Dong Art Center	0	
309	Wushanding Mud Volcano	0	
313	Qikong Waterfall	0	
314	Houbihu	0	
315	Kenting National Park	135	16.2%
316	Lankan Ecological Protection Area	0	
317	National Museum of Marine Biology and Aquarium	3	0.4%
318	Fangliau Township	0	
319	Sichongxi	0	
320	Jialeshuei Scenic Area	1	0.1%
321	Kenting Space Port	0	
322	Nanwan Beach Recreation Area	1	0.1%
323	Dapeng Bay National Scenic Area	0	
324	Kenting Sea Pool	0	
325	Liuqiu (Shiaoliuqiu)	0	
326	Sandimen	0	
327	Chuanfan Rock	0	
328	Hengchun Ancient City	8	1.0%
329	Liudui Hakka Cultural Park	0	
330	Jiaosi	3	0.4%
331	Tung Shan Science Area	0	
332	Taipingshan	0	
333	Suao Cold Springs	0	
334	Wufengqi Scenic Area	0	
335	Guishan Island (Turtle Island)	0	
336	Mei Hua Hu	1	0.1%
337	Shangrila Leisure Farm	0	
338	Nanfangao	0	
339	Taipingshan National Forest Recreation Area	0	
340	Toucheng Sea Pool	0	
341	Chilan Forest Playground	0	
342	Caoling Historic Trail	0	
343	Wushih Harbor	0	
344	Chia-Tsu-Lan Wine Museum	0	
345	National Center for Traditional Arts	1	0.1%
346	Lanyang Museum	2	0.2%
347	Bulau Bulau aboriginal village	0	
348	Jimmy Park, Yilan	1	0.1%
349	Luodong Forestry Culture Garden	0	
350	Taroko, Tienhsiang	151	18.1%
351	Hualien Farglory Ocean Park	0	

d2m: d2m What tourist spots have you visited on this trip?

Value	Label	Cases	Percentage
352	Qixing Lake (Qixingtang)	72	8.6%
353	Amis Cultural Village	2	0.2%
354	Liyu (Carp) Lake	0	
355	Shin Kong Chao Feng Ranch & Resort	2	0.2%
356	Ruisui Hongye Springs	12	1.4%
357	Xiuguluan River Rafting Area	0	
358	Wenshan Springs	4	0.5%
359	Mukumugi	0	
360	National DongHua University	0	
361	Hualien Seaside Park	0	
362	Whale and Dolphine Watching Tour along East Coast	5	0.6%
363	Hualien Sugar Factory	0	
364	Shitiping	0	
365	Hualien Tzuchi	0	
366	Mataian Wetland Ecological Park	0	
367	Liushidan Mountain	0	
368	Hualien Cultural Creative Industries Park	0	
369	Taiwan Happy Farm	0	
370	Chihpen	13	1.6%
371	Sanxiantai (Terrace of the Three Immortals)	9	1.1%
372	Lu Tao (Green Island)	0	
373	Baxian Cave (Baxiandong)	2	0.2%
374	Xiaoyeliu (Jialulan)	0	
375	Beinan Cultural Park	0	
376	Guanshan Water Park	0	
377	Chulu Pasture	0	
378	Taitung Veterans Farm	0	
379	Lanyu (Orchid Island)	0	
380	National Museum of Prehistory	0	
381	Chengkong Harbor	0	
382	Water Running Up	14	1.7%
383	Dulan Mountain	0	
384	Taitung Forest Park	0	
385	Mr. Brown Avenue	12	1.4%
386	Luye Gaotai hot air balloon area	0	
387	Duoliang Station	1	0.1%
400	Penghu National Scenic Area	0	
401	Jibei Island	0	
402	Qimei Island	0	
410	Cihu (Kinmen)	0	
411	Kinmen National Park	0	
412	Taoshan	0	
413	Guniungtou War Museum	0	
414	Kinmen Folk Culture Village	0	
415	Juguang Tower	0	

d2m: d2m What tourist spots have you visited on this trip?

Value	Label	Cases	Percentage
416	Taiwu Mountain	0	
417	Kinmen Liquor Factory	0	
418	Wujiang River Estuary	0	
419	Sun Yat-sen Memorial Forest	0	
430	Qinbi Village	0	
431	Bishan Sightseeing Platform	0	
801	Shilin Night Market in Taipei City	35	4.2%
802	Huaxi Street Tourist Night Market in Taipei City	1	0.1%
803	Raohe Street Tourist Night Market in Taipei City	26	3.1%
804	Shida Night Market in Taipei City	5	0.6%
805	Linjiang Street Tourist Night Market in Taipei City	0	
806	Gongguan Night Market in Taipei City	1	0.1%
807	Tihwa street Night market in Taipei City	0	
808	Ningxia Tourist Night Market in Taipei City	23	2.8%
809	Nanjichang Night Market in Taipei City	0	
810	Jingmei Night Market in Taipei City	0	
811	Liaoning Street Night Market in Taipei City	0	
812	Yansan Tourist Night Market in Taipei City	0	
813	Other Night Markets in Taipei City	1	0.1%
815	Yonghe Lehua Night Market in New Taipei City	1	0.1%
816	Banciao Nanya Night Market n New Taipei City	0	
817	Sinjhuang Night Market in New Taipei City	0	
818	Jhonghe Singnan Night Market in New Taipei City	0	
819	Fuda Garden Night Market in New Taipei City	0	
820	Sanho Night Market in Sanchong District,New Taipei City	0	
821	Other Night Markets in New Taipei City	0	
825	Keelung Miaokou Tourist Night Market	3	0.4%
826	Other Night Markets in Keelung City	0	
830	Jhongli Sinmin Night Market in Jhongli district ,Taoyuan	1	0.1%
831	Taoyuan Tourist Night Market	0	
832	Other Night Markets in Taoyuan City	0	
834	Chenghuang Temple Night Market in Hsinchu City	0	
835	Other Night Markets in Hsinchu City	0	
838	Night Markets in Hsinchu County	0	
840	Night Markets in Miaoli County	0	
843	Fongjia Night Market in Taichung City	6	0.7%
844	Jhonghua Night Market in Taichung City	0	
845	Yizhong Street Night Market in Taichung City	5	0.6%
846	Other Night Markets in Taichung City	0	
849	Night Market in Nantou County	1	0.1%
851	Night Markets in Changhua County	0	
853	Night Markets in Yunlin County	0	
855	Wenhua Rd. Night Market in Chiayi City	0	
856	Other Night Markets in Chiayi City	0	
858	Night Markets in Chiayi County	0	

# d2m: d2m What tourist spots have you visited on this trip?			
Value	Label	Cases	Percentage
860	Siaobei Rd. Night Market in Tainan City	0	
861	Huayuan Night Market in Tainan City	0	
862	Other Night Markets in Tainan City	0	
863	Other Night Markets in Tainan City	0	
865	Liuhe(2nd Rd.) Night Market in Kaohsiung City	22	2.6%
866	Sinsing Night Market in Kaohsiung City	0	
867	Rueifong Night Market in Kaohsiung City	2	0.2%
868	Jin-Zuan Night Market in Kaohsiung City	0	
869	Kaisyuan Night Market in Kaohsiung City	0	
870	Other Night Markets in Kaohsiung City	1	0.1%
871	Minzu Rd. Night Market in Pingtung County	0	
872	Other Night Markets in Pingtung County	0	
874	Luodong Night Market in Yilan County	1	0.1%
875	Other Night Markets in Yilan County	0	
877	Nanbin Night Market in Hualien County	0	
878	Dongdamen Night Market in Hualien County	3	0.4%
879	Huayuan Night Market in Hualien County	0	
880	Night Markets in Taitung County	0	
883	Night Markets in Penghu County	0	
885	Night Markets in Kinmen County	0	
Sysmiss		6390	
Warning: these figures indicate the number of cases found in the data file. They cannot be interpreted as summary statistics of the population of interest.			
# d2n: d2n What tourist spots have you visited on this trip?			
Information	[Type= discrete] [Format=numeric] [Range= 1-885] [Missing=*]		
Statistics [NW/ W]	[Valid=634 /-] [Invalid=6591 /-]		
Value	Label	Cases	Percentage
1	Taipei 101	3	0.5%
2	National Palace Museum	0	
3	Chiang Kai-shek Memorial Hall	1	0.2%
4	Xinyi Shopping District	0	
5	Ximending	2	0.3%
6	Taipei Martyrs' Shrine	0	
7	Eastern Distric of Taipei	0	
8	Longshan Temple	1	0.2%
9	Yangmingshan National Park	0	
10	Beitou	2	0.3%
11	Taipei Station Commercial District	0	
12	Presidential Office Building	5	0.8%
13	Maokong Area	0	
14	Taipei Zoo	0	
15	Taipei Metro Underground Market	0	
16	Wufenpu Garment Wholesale Area	0	
17	Miramar Entertainment Park Ferris Wheel	0	
18	Dr. Sun Yat-sen Memorial Hall	1	0.2%

# d2n: d2n What tourist spots have you visited on this trip?			
Value	Label	Cases	Percentage
19	Hsing Tian Kong	0	0.2%
20	Guang Hua Digital Plaza	0	
21	Taipei Fine Art Museum(Taipei Story House)	0	
22	Yuanshan	0	
23	Taipei Confucius Temple	0	
24	Shilin Official Residence	1	
25	Red House	0	
26	Tianmu	0	
27	Dalongdong Bao'an Temple	0	
28	228 Peace Memorial Park(National Taiwan Museum)	0	
29	Taipei Film House	0	
30	National Museum of History	0	
31	Museum of Contemporary Art, Taipei	0	
32	Jianguo Holiday Commercial District	0	
33	Taipei Children's Amusement Park	0	
34	Taipei City Hakka Cultural Park	0	
35	Taiwan Handicraft Promotion Center	0	
36	Sung Ye Museum of Formosan Aborigines	0	
37	Miniatures Museum of Taiwan	0	
38	Huajiang Park	0	
39	Suho Memorial Paper Museum	0	
40	Chinese Culture & Movie Center	0	
41	Taipei Botanical Garden	0	0.2%
42	Taipei Astronomical Museum	0	
43	Lin An Tai Old Homestead	0	
44	National Taiwan University	0	
45	Da Hu Park	0	
46	Lin Liu-Hsin Puppet Theatre Museum	0	
47	Postal Museum	0	
48	Taipei Hero House	0	
49	Nangang Business Park	0	
50	Taipei Flora Expo Park	0	
51	Huashan 1914 Creative Park	1	0.3%
52	Yongkang Street Commercial District	0	
53	Taipei Arena	0	
54	Songshan Cultural and Creative Park	0	
55	Bopiliao Old Street	0	
56	Xiangshan	0	
57	Da'an Forest Park	0	
58	Eslite Bookstore	2	
59	Sisi Nancun	0	
60	Syntrend Creative Park	0	
61	Dajia Riverside Park	0	0.2%
62	Yu You Ren Mansion and Qing Tian School	0	
65	Jiufen	1	

# d2n: d2n What tourist spots have you visited on this trip?			
Value	Label	Cases	Percentage
66	Tanshui	0	0.2%
67	Yehliu	1	
68	Jinguashi	0	
69	Wulai	0	
70	Yuanwangkeng Park	0	
71	Shihsanhang Museum of Archaeology	0	
72	Shenkeng Old Street	0	
73	Dharma Drum Mountain(Jinshan)	0	
74	Butian lake	0	
75	Trunk Rock, Shenao Cape	0	
76	Yingge Ceramics Museum	0	0.2%
77	Pinxi	1	
78	Yingge	0	
79	Sanxia	0	
80	Ocean World	0	
81	Juming Museum	0	
82	Pinlin	0	
83	Yun hsien Resort	0	
84	Tianlu Art Center	0	
85	Sanzhi	0	
86	The Lin Family Mansion and Garden	0	
87	Fulong beach	0	
88	Linkou	0	
89	Baisha Bay	0	
90	Bitou Cape Park	0	
91	New Taipei City Hakka Museum	0	
92	Formosa Fun Coast	0	
93	Guanyinshan	0	
94	coastline park	0	
95	Qing Shui Zu shi temple	0	
96	Naptune park	0	
97	Green Bay	0	
98	Longdong South Ocean Park	0	
99	Temple of Eighteen Deities	0	
100	Teresa Teng Memorail Park (Yun Garden)	0	
101	Mitsui Outlet Park Linkou	0	
103	Sandiaoijiao Cape Lighthouse	0	
104	Jingtong	0	
105	Ling Jiou Mountain Wu Sheng Monastery	0	
106	Houtong	0	
107	Shi Yang Shan Fang	0	
110	The Northeast Coastal Scienic Area	0	
111	Bisha Fishery Harbor	0	
112	Keelung Port	0	
113	Chung-Chen Park	0	

# d2n: d2n What tourist spots have you visited on this trip?			
Value	Label	Cases	Percentage
114	Patoutzu	0	0.2%
115	Peace Island	0	
116	Lover's Lake	0	
117	Ershawan Gun Emplacement	0	
118	Dawulun Gun Emplacement	0	
119	National Museum of Marine Science & Technology	0	
125	Window on China	0	
126	Dashi	1	
127	Shinmem Dam	0	
128	Cihu	0	
129	Zhongli	0	
130	Aviation Museum	0	
131	Lala Mountain	0	
132	TaiMall	0	
133	GLORIA OUTLETS	0	
134	Metro Walk Shopping Center	0	
135	Hsinchu Science Park	0	
136	Nanliao Fishery Harbor	0	
137	Ku Chi Peak	0	
138	Glass Museum	0	
139	Hsinchu Du Cheng Huang Temple	0	
140	National Tsing Hua University	0	
143	Qalang Smangus	0	
144	Xinyue Beach	0	
145	Leofoo Village Theme Park	0	
146	Neiwan	0	
147	Beipu	0	
148	Daba Peak	0	
149	Little Ding Dong Science Theme Park	0	
150	Buddhist Temple	0	
151	Wuzhishan Scenic Area	0	
152	Shengxing Station	0	
153	Bantianliao Haowangjiao	0	
154	Hwataoyao	0	
155	Sanyi Wood Sculptures	0	
156	Shihtoushan (Lion's Head Mountain)	0	
157	Tungsiio Beach Pool	0	
158	West Lake Resort	0	
159	Remains of Longteng Bridge	0	
160	Flying Cow Ranch	0	
161	She-Pa National Park	0	
162	Nanzhuang	0	
163	Taian hot Springs	0	
164	Houlong Township Qinghai Temple	0	
165	National Taichung Theater	0	

# d2n: d2n What tourist spots have you visited on this trip?			
Value	Label	Cases	Percentage
166	Miyahara	0	
167	Taichung Literature Museum	0	
168	Molecure Pharmacy	0	
169	Yide Mansion	0	
170	National Museum of Natural Science	0	
171	Rainbow Village	0	
172	Tunghai University	0	
173	The National Taiwan Museum of Fine Arts	0	
174	Sinshe	0	
175	Lihpao Land	0	
176	Li Shan (Pear Mountain)	0	
177	Tahuehshan Forest Recreation Area	0	
178	Wuling Farm	0	
179	Park Lane by CMP	1	0.2%
180	Yuanzui Mountain	0	
181	Gaomei Wetlands	2	0.3%
182	Dakeng Scenic Area	1	0.2%
183	Taichung Cultural and Creative Industries Park	0	
184	Maple Garden	0	
185	Sun Moon Lake	3	0.5%
186	Formosan Aborincinal culture Village	2	0.3%
187	Cingjing Veterans Farm	2	0.3%
188	Hsitou Bamboo Forest	0	
189	Chung Tai Chan Monastery	0	
190	Jiji	0	
191	Puli	3	0.5%
192	Sing Ling Temple	0	
193	Yushan National Park	1	0.2%
194	Puli Distillery	0	
195	921 Earthquake Museum of Taiwan	0	
196	Guguan	0	
197	Hohuanshan National Forest Recreation Area	0	
198	SunLinkSea	0	
199	The Nantou County Culture Park	0	
200	Checheng train station	0	
201	Wushe Scenic Area Recreation Area	0	
202	Shoutian Temple	0	
203	Dongpu Springs	0	
204	Aowanda National Forest Recreation Area	0	
205	Hung Gee Bees Farm	0	
206	Lushan Hot Springs	0	
207	Guangxing Paper Factory	0	
208	Tenshing Kiln Ceramics Cultural Park	0	
209	YUHSIU MUSEUM of ART	0	
210	Taiwan Le Tsang Temple	0	

# d2n: d2n What tourist spots have you visited on this trip?			
Value	Label	Cases	Percentage
211	Tai-Yi Red Maple Resort	0	
215	Lukang Mazu Temple	0	
216	Lukang	0	
217	Lukang Longshan Temple	0	
218	Baguashan	0	
219	Taiwan Folk Village	0	
220	Confucius Temple (Changhua)	0	
221	Lukang Old Street	5	0.8%
222	Taiwan Glass Gallery	0	
225	Janfusun Fancy World	0	
226	Beigan Matsu Temple	0	
227	Caoling	0	
229	Chiayi City	0	
230	Lantan Lake	0	
231	Hinoki Village	0	
232	Meishan (Hanshini Forest Recreation Area)	0	
233	High-Heel Wedding Church	0	
234	Suantou Sugar Factory-Factory Village	0	
235	Alishan	2	0.3%
236	Southern Branch of the National Palace Museum	0	
237	Chiayis Farm	0	
238	Dongshih Fishery Harbor	0	
239	Aogu Wetland Forest Park	0	
240	Old Fort of Anping (Fort Zeelandia)	1	0.2%
241	Chihkan Tower	2	0.3%
242	Confucius Temple (Tainan)	0	
243	Koxinga Shrine (Yanping Junwang Temple)	0	
244	Anping Port National Historical Scenic Area	0	
245	Eternal Golden Castle	1	0.2%
246	Tainan Grand Matsu Temple	0	
247	Luermen Tienhogong Temple	0	
248	Xishu Golden Beach	0	
249	Official God of War Temple (Sacrificial Rites Martial Temple)	0	
250	Wufei Temple (Five Consorts Temple)	0	
251	Taijiang National Park	0	
252	Southern Taiwan Science Park	0	
253	Ten Drum Rende Suger Culture and Creativety Park	0	
254	Chimei Museum	2	0.3%
255	Taiwan Salt Museum	0	
256	National Museum of Taiwan Literature	0	
260	Guanziling	0	
261	Qigu Birdseeing	0	
262	Wushantou Reservoir Scenic Area	0	
263	Tsengwen Reservoir Scenic Area	0	
264	Dakeng Recreation Farm	0	

d2n: d2n What tourist spots have you visited on this trip?

Value	Label	Cases	Percentage
265	Tsou-Ma-Lai Farm	1	0.2%
266	Hayashi Department Store	0	
270	Love River	6	0.9%
271	Sizhiwan Bay	17	2.7%
272	Lotus Lake	8	1.3%
273	Qijin Seaside Park	3	0.5%
274	Shou Shan(Shou Shan Zoo)	0	
275	National Kaohsiung Center for the Arts (Weiwuying)	0	
276	Urban Spotlight	0	
277	Kaohsiung 85 Sky Building	0	
278	Kaohsiung Main Public Library	0	
279	Confucius Temple (Kaohsiung)	4	0.6%
280	Kaohsiung Port	0	
281	Blue Lagoon Water Theme Park	0	
282	Kaohsiung Museum of History	0	
283	Chijin Mazu Temple	0	
284	National Science and Technology Museum	0	
285	Kaohsiung Museum of Fine Arts	0	
286	Dream Mall	2	0.3%
287	New Juejiang Shopping Area	0	
288	Gushan Ferry Station	0	
289	Central Park (Kaohsiung)	1	0.2%
290	Former British Consulate	0	
291	Teresa Teng Memorial Hall	0	
292	EDA World	2	0.3%
293	Kaohsiung Arena	0	
294	Pier-2 Art Cneter	9	1.4%
295	Fo Kuang Shan	4	0.6%
296	Cheng Ching Lake	0	
297	Meinong Hakka Cultural Village	0	
298	Baolai and Bulao Springs	0	
299	Maolin National Scenic Area	0	
300	Liugui Service Area	0	
301	Jiaxian	0	
302	Meishan Visitor Center	0	
303	Kaohsiung Farm	0	
304	Tengzhi National Forest Recreation Area	0	
305	Shihba Luohan Shan	0	
306	Saijia Service Area (Saijia Aviation Park)	0	
307	Sugar Industry Cultural Park	0	
308	Da Dong Art Center	0	
309	Wushanding Mud Volcano	0	
313	Qikong Waterfall	0	
314	Houbihu	0	
315	Kenting National Park	75	11.8%

d2n: d2n What tourist spots have you visited on this trip?

Value	Label	Cases	Percentage
316	Lankan Ecological Protection Area	0	
317	National Museum of Marine Biology and Aquarium	0	
318	Fangliau Township	0	
319	Sichongxi	0	
320	Jialeshuei Scenic Area	0	
321	Kenting Space Port	0	
322	Nanwan Beach Recreation Area	1	0.2%
323	Dapeng Bay National Scenic Area	0	
324	Kenting Sea Pool	0	
325	Liuqiu (Shiaoliuqiu)	0	
326	Sandimen	0	
327	Chuanfan Rock	0	
328	Hengchun Ancient City	7	1.1%
329	Liudui Hakka Cultural Park	0	
330	Jiaosi	3	0.5%
331	Tung Shan Science Area	0	
332	Taipingshan	0	
333	Suao Cold Springs	0	
334	Wufengqi Scenic Area	1	0.2%
335	Guishan Island (Turtle Island)	0	
336	Mei Hua Hu	0	
337	Shangrila Leisure Farm	2	0.3%
338	Nanfangao	2	0.3%
339	Taipingshan National Forest Recreation Area	0	
340	Toucheng Sea Pool	0	
341	Chilan Forest Playground	0	
342	Caoling Historic Trail	0	
343	Wushih Harbor	0	
344	Chia-Tsu-Lan Wine Museum	0	
345	National Center for Traditional Arts	0	
346	Lanyang Museum	1	0.2%
347	Bulau Bulau aboriginal village	0	
348	Jimmy Park, Yilan	0	
349	Luodong Forestry Culture Garden	0	
350	Taroko, Tienhsiang	125	19.7%
351	Hualien Farglory Ocean Park	3	0.5%
352	Qixing Lake (Qixingtian)	73	11.5%
353	Amis Cultural Village	3	0.5%
354	Liyu (Carp) Lake	0	
355	Shin Kong Chao Feng Ranch & Resort	5	0.8%
356	Ruisui Hongye Springs	7	1.1%
357	Xiuguluan River Rafting Area	0	
358	Wenshan Springs	3	0.5%
359	Mukumugi	0	
360	National DongHua University	0	

# d2n: d2n What tourist spots have you visited on this trip?			
Value	Label	Cases	Percentage
361	Hualien Seaside Park	0	
362	Whale and Dolphine Watching Tour along East Coast	3	0.5%
363	Hualien Sugar Factory	0	
364	Shitiping	3	0.5%
365	Hualien Tzuchi	0	
366	Mataian Wetland Ecological Park	0	
367	Liushidan Mountain	0	
368	Hualien Cultural Creative Industries Park	0	
369	Taiwan Happy Farm	0	
370	Chihpen	29	4.6%
371	Sanxiantai (Terrace of the Three Immortals)	7	1.1%
372	Lu Tao (Green Island)	0	
373	Baxian Cave (Baxiandong)	14	2.2%
374	Xiaoyeliu (Jialulan)	0	
375	Beinan Cultural Park	0	
376	Guanshan Water Park	0	
377	Chulu Pasture	0	
378	Taitung Veterans Farm	0	
379	Lanyu (Orchid Island)	0	
380	National Museum of Prehistory	0	
381	Chengkong Harbor	0	
382	Water Running Up	15	2.4%
383	Dulan Mountain	0	
384	Taitung Forest Park	0	
385	Mr. Brown Avenue	15	2.4%
386	Luye Gaotai hot air balloon area	0	
387	Duoliang Station	2	0.3%
400	Penghu National Scenic Area	0	
401	Jibei Island	0	
402	Qimei Island	0	
410	Cihu (Kinmen)	0	
411	Kinmen National Park	0	
412	Taoshan	0	
413	Guniungtou War Museum	0	
414	Kinmen Folk Culture Village	0	
415	Juguang Tower	0	
416	Taiwu Mountain	0	
417	Kinmen Liquor Factory	0	
418	Wujiang River Estuary	0	
419	Sun Yat-sen Memorial Forest	0	
430	Qinbi Village	0	
431	Bishan Sightseeing Platform	0	
801	Shilin Night Market in Taipei City	44	6.9%
802	Huaxi Street Tourist Night Market in Taipei City	2	0.3%
803	Raohe Street Tourist Night Market in Taipei City	21	3.3%

d2n: d2n What tourist spots have you visited on this trip?

Value	Label	Cases	Percentage
804	Shida Night Market in Taipei City	7	1.1%
805	Linjiang Street Tourist Night Market in Taipei City	1	0.2%
806	Gongguan Night Market in Taipei City	0	
807	Tihwa street Night market in Taipei City	0	
808	Ningxia Tourist Night Market in Taipei City	20	3.2%
809	Nanjichang Night Market in Taipei City	0	
810	Jingmei Night Market in Taipei City	0	
811	Liaoning Street Night Market in Taipei City	0	
812	Yansan Tourist Night Market in Taipei City	0	
813	Other Night Markets in Taipei City	0	
815	Yonghe Lehua Night Market in New Taipei City	0	
816	Banciao Nanya Night Market n New Taipei City	0	
817	Sinjhuang Night Market in New Taipei City	1	0.2%
818	Jhonghe Singnan Night Market in New Taipei City	0	
819	Fuda Garden Night Market in New Taipei City	0	
820	Sanho Night Market in Sanchong District,New Taipei City	0	
821	Other Night Markets in New Taipei City	0	
825	Keelung Miaokou Tourist Night Market	1	0.2%
826	Other Night Markets in Keelung City	0	
830	Jhongli Sinmin Night Market in Jhongli district ,Taoyuan	1	0.2%
831	Taoyuan Tourist Night Market	0	
832	Other Night Markets in Taoyuan City	0	
834	Chenghuang Temple Night Market in Hsinchu City	0	
835	Other Night Markets in Hsinchu City	0	
838	Night Markets in Hsinchu County	0	
840	Night Markets in Miaoli County	0	
843	Fongjia Night Market in Taichung City	3	0.5%
844	Jhonghua Night Market in Taichung City	0	
845	Yizhong Street Night Market in Taichung City	0	
846	Other Night Markets in Taichung City	0	
849	Night Market in Nantou County	0	
851	Night Markets in Changhua County	0	
853	Night Markets in Yunlin County	0	
855	Wenhua Rd. Night Market in Chiayi City	0	
856	Other Night Markets in Chiayi City	0	
858	Night Markets in Chiayi County	0	
860	Siaobei Rd. Night Market in Tainan City	0	
861	Huayuan Night Market in Tainan City	0	
862	Other Night Markets in Tainan City	0	
863	Other Night Markets in Tainan City	0	
865	Liuhe(2nd Rd.) Night Market in Kaohsiung City	22	3.5%
866	Sinsing Night Market in Kaohsiung City	0	
867	Rueifong Night Market in Kaohsiung City	2	0.3%
868	Jin-Zuan Night Market in Kaohsiung City	0	
869	Kaisyuan Night Market in Kaohsiung City	0	

# d2n: d2n What tourist spots have you visited on this trip?			
Value	Label	Cases	Percentage
870	Other Night Markets in Kaohsiung City	0	
871	Minzu Rd. Night Market in Pingtung County	0	
872	Other Night Markets in Pingtung County	0	
874	Luodong Night Market in Yilan County	1	0.2%
875	Other Night Markets in Yilan County	0	
877	Nanbin Night Market in Hualien County	0	
878	Dongdamen Night Market in Hualien County	1	0.2%
879	Huayuan Night Market in Hualien County	0	
880	Night Markets in Taitung County	0	
883	Night Markets in Penghu County	0	
885	Night Markets in Kinmen County	0	
Sysmiss		6591	
Warning: these figures indicate the number of cases found in the data file. They cannot be interpreted as summary statistics of the population of interest.			
# d2o: d2o What tourist spots have you visited on this trip?			
Information	[Type= discrete] [Format=numeric] [Range= 1-885] [Missing=*]		
Statistics [NW/ W]	[Valid=451 /-] [Invalid=6774 /-]		
Value	Label	Cases	Percentage
1	Taipei 101	1	0.2%
2	National Palace Museum	0	
3	Chiang Kai-shek Memorial Hall	2	0.4%
4	Xinyi Shopping District	1	0.2%
5	Ximending	2	0.4%
6	Taipei Martyrs' Shrine	1	0.2%
7	Eastern Distric of Taipei	2	0.4%
8	Longshan Temple	1	0.2%
9	Yangmingshan National Park	0	
10	Beitou	1	0.2%
11	Taipei Station Commercial District	0	
12	Presidential Office Building	2	0.4%
13	Maokong Area	0	
14	Taipei Zoo	0	
15	Taipei Metro Underground Market	0	
16	Wufenpu Garment Wholesale Area	0	
17	Miramar Entertainment Park Ferris Wheel	0	
18	Dr. Sun Yat-sen Memorial Hall	0	
19	Hsing Tian Kong	1	0.2%
20	Guang Hua Digital Plaza	0	
21	Taipei Fine Art Museum(Taipei Story House)	0	
22	Yuanshan	0	
23	Taipei Confucius Temple	0	
24	Shilin Official Residence	0	
25	Red House	0	
26	Tianmu	0	
27	Dalongdong Bao'an Temple	0	

d2o: d2o What tourist spots have you visited on this trip?

Value	Label	Cases	Percentage
28	228 Peace Memorial Park(National Taiwan Museum)	1	0.2%
29	Taipei Film House	0	
30	National Museum of History	0	
31	Museum of Contemporary Art, Taipei	0	
32	Jianguo Holiday Commercial District	0	
33	Taipei Children's Amusement Park	0	
34	Taipei City Hakka Cultural Park	0	
35	Taiwan Handicraft Promotion Center	0	
36	Sung Ye Museum of Formosan Aborigines	0	
37	Miniatures Museum of Taiwan	0	
38	Huajiang Park	0	
39	Suho Memorial Paper Museum	0	
40	Chinese Culture & Movie Center	0	
41	Taipei Botanical Garden	0	
42	Taipei Astronomical Museum	0	
43	Lin An Tai Old Homestead	0	
44	National Taiwan University	0	
45	Da Hu Park	0	
46	Lin Liu-Hsin Puppet Theatre Museum	0	
47	Postal Museum	0	
48	Taipei Hero House	0	
49	Nangang Business Park	0	
50	Taipei Flora Expo Park	0	
51	Huashan 1914 Creative Park	0	
52	Yongkang Street Commercial District	0	
53	Taipei Arena	0	
54	Songshan Cultural and Creative Park	1	0.2%
55	Bopiliao Old Street	0	
56	Xiangshan	0	
57	Da'an Forest Park	0	
58	Eslite Bookstore	1	0.2%
59	Sisi Nancun	0	
60	Syntrend Creative Park	0	
61	Dajia Riverside Park	0	
62	Yu You Ren Mansion and Qing Tian School	0	
65	Jioufen	1	0.2%
66	Tanshui	5	1.1%
67	Yehliu	0	
68	Jinguashi	0	
69	Wulai	0	
70	Yuanwangkeng Park	0	
71	Shihsanhang Museum of Archaeology	0	
72	Shenkeng Old Street	0	
73	Dharma Drum Mountain(Jinshan)	0	
74	Butian lake	0	

d2o: d2o What tourist spots have you visited on this trip?

Value	Label	Cases	Percentage
75	Trunk Rock, Shenao Cape	0	0.7%
76	Yingge Ceramics Museum	0	
77	Pinxi	3	
78	Yingge	0	
79	Sanxia	0	
80	Ocean World	0	
81	Juming Museum	0	
82	Pinlin	0	
83	Yun hsien Resort	0	
84	Tianlu Art Center	0	
85	Sanzhi	0	
86	The Lin Family Mansion and Garden	0	
87	Fulong beach	0	
88	Linkou	0	
89	Baisha Bay	0	
90	Bitou Cape Park	0	
91	New Taipei City Hakka Museum	0	
92	Formosa Fun Coast	0	
93	Guanyinshan	0	
94	coastline park	0	
95	Qing Shui Zu shi temple	0	
96	Naptune park	0	0.4%
97	Green Bay	0	
98	Longdong South Ocean Park	0	
99	Temple of Eighteen Deities	0	
100	Teresa Teng Memorail Park (Yun Garden)	0	
101	Mitsui Outlet Park Linkou	2	
103	Sandiaoiao Cape Lighthouse	0	
104	Jingtong	0	
105	Ling Jiou Mountain Wu Sheng Monastery	0	
106	Houtong	0	
107	Shi Yang Shan Fang	0	
110	The Northeast Coastal Scenic Area	0	
111	Bisha Fishery Harbor	0	
112	Keelung Port	0	
113	Chung-Chen Park	0	
114	Patoutzu	0	
115	Peace Island	0	
116	Lover's Lake	0	
117	Ershawan Gun Emplacement	0	
118	Dawulun Gun Emplacement	0	
119	National Museum of Marine Science & Technology	0	
125	Window on China	0	
126	Dashi	0	
127	Shinmem Dam	0	

d2o: d2o What tourist spots have you visited on this trip?

Value	Label	Cases	Percentage
128	Cihu	0	
129	Zhongli	0	
130	Aviation Museum	0	
131	Lala Mountain	0	
132	TaiMall	0	
133	GLORIA OUTLETS	0	
134	Metro Walk Shopping Center	0	
135	Hsinchu Science Park	0	
136	Nanliao Fishery Harbor	0	
137	Ku Chi Peak	0	
138	Glass Museum	0	
139	Hsinchu Du Cheng Huang Temple	0	
140	National Tsing Hua University	0	
143	Qalang Smangus	0	
144	Xinyue Beach	0	
145	Leofoo Village Theme Park	0	
146	Neiwan	0	
147	Beipu	0	
148	Daba Peak	0	
149	Little Ding Dong Science Theme Park	0	
150	Buddhist Temple	0	
151	Wuzhishan Scenic Area	0	
152	Shengxing Station	0	
153	Bantianliao Haowangjiao	0	
154	Hwataoyao	0	
155	Sanyi Wood Sculptures	0	
156	Shihtoushan (Lion's Head Mountain)	0	
157	Tungsiio Beach Pool	0	
158	West Lake Resort	0	
159	Remains of Longteng Bridge	0	
160	Flying Cow Ranch	0	
161	She-Pa National Park	0	
162	Nanzhuang	0	
163	Taian hot Springs	0	
164	Houlong Township Qinghai Temple	0	
165	National Taichung Theater	0	
166	Miyahara	0	
167	Taichung Literature Museum	0	
168	Molecure Pharmacy	0	
169	Yide Mansion	0	
170	National Museum of Natural Science	0	
171	Rainbow Village	1	0.2%
172	Tunghai University	2	0.4%
173	The National Taiwan Museum of Fine Arts	0	
174	Sinshe	1	0.2%

# d2o: d2o What tourist spots have you visited on this trip?			
Value	Label	Cases	Percentage
175	Lihpao Land	0	
176	Li Shan (Pear Mountain)	0	
177	Tahuehshan Forest Recreation Area	0	
178	Wuling Farm	0	
179	Park Lane by CMP	0	
180	Yuanzui Mountain	0	
181	Gaomei Wetlands	0	
182	Dakeng Scenic Area	0	
183	Taichung Cultural and Creative Industries Park	0	
184	Maple Garden	0	
185	Sun Moon Lake	0	
186	Formosan Aborincinal culture Village	1	0.2%
187	Cingjing Veterans Farm	1	0.2%
188	Hsitou Bamboo Forest	0	
189	Chung Tai Chan Monastery	0	
190	Jiji	0	
191	Puli	0	
192	Sing Ling Temple	0	
193	Yushan National Park	0	
194	Puli Distillery	1	0.2%
195	921 Earthquake Museum of Taiwan	0	
196	Guguan	0	
197	Hohuanshan National Forest Recreation Area	4	0.9%
198	SunLinkSea	0	
199	The Nantou County Culture Park	0	
200	Checheng train station	0	
201	Wushe Scenic Area Recreation Area	0	
202	Shoutian Temple	0	
203	Dongpu Springs	0	
204	Aowanda National Forest Recreation Area	0	
205	Hung Gee Bees Farm	0	
206	Lushan Hot Springs	0	
207	Guangxing Paper Factory	0	
208	Tenshing Kiln Ceramics Cultural Park	0	
209	YUHSIU MUSEUM of ART	0	
210	Taiwan Le Tsang Temple	0	
211	Tai-Yi Red Maple Resort	0	
215	Lukang Mazu Temple	0	
216	Lukang	0	
217	Lukang Longshan Temple	0	
218	Baguashan	0	
219	Taiwan Folk Village	0	
220	Confucius Temple (Changhua)	0	
221	Lukang Old Street	2	0.4%
222	Taiwan Glass Gallery	0	

# d2o: d2o What tourist spots have you visited on this trip?			
Value	Label	Cases	Percentage
225	Janfusun Fancy World	0	
226	Beigan Matsu Temple	0	
227	Caoling	0	
229	Chiayi City	0	
230	Lantan Lake	0	
231	Hinoki Village	0	
232	Meishan (Hanshini Forest Recreation Area)	0	
233	High-Heel Wedding Church	0	
234	Suantou Sugar Factory-Factory Village	0	
235	Alishan	1	0.2%
236	Southern Branch of the National Palace Museum	0	
237	Chiayis Farm	0	
238	Dongshih Fishery Harbor	0	
239	Aogu Wetland Forest Park	0	
240	Old Fort of Anping (Fort Zeelandia)	0	
241	Chihkan Tower	2	0.4%
242	Confucius Temple (Tainan)	0	
243	Koxinga Shrine (Yanping Junwang Temple)	1	0.2%
244	Anping Port National Historical Scenic Area	1	0.2%
245	Eternal Golden Castle	1	0.2%
246	Tainan Grand Matsu Temple	0	
247	Luermen Tienhogong Temple	0	
248	Xishu Golden Beach	0	
249	Official God of War Temple (Sacrificial Rites Martial Temple	0	
250	Wufei Temple (Five Consorts Temple)	0	
251	Taijiang National Park	0	
252	Southern Taiwan Science Park	0	
253	Ten Drum Rende Suger Culture and Creativety Park	0	
254	Chimei Museum	0	
255	Taiwan Salt Museum	0	
256	National Museum of Taiwan Literature	0	
260	Guanziling	0	
261	Qigu Birdseeing	0	
262	Wushantou Reservoir Scenic Area	0	
263	Tsengwen Reservoir Scenic Area	0	
264	Dakeng Recreation Farm	0	
265	Tsou-Ma-Lai Farm	0	
266	Hayashi Department Store	0	
270	Love River	6	1.3%
271	Sizhiwan Bay	3	0.7%
272	Lotus Lake	1	0.2%
273	Qijin Seaside Park	5	1.1%
274	Shou Shan(Shou Shan Zoo)	0	
275	National Kaohsiung Center for the Arts (Weiwuying)	0	
276	Urban Spotlight	0	

d2o: d2o What tourist spots have you visited on this trip?

Value	Label	Cases	Percentage
277	Kaohsiung 85 Sky Building	0	
278	Kaohsiung Main Public Library	0	
279	Confucius Temple (Kaohsiung)	0	
280	Kaohsiung Port	0	
281	Blue Lagoon Water Theme Park	0	
282	Kaohsiung Museum of History	0	
283	Chijin Mazu Temple	0	
284	National Science and Technology Museum	0	
285	Kaohsiung Museum of Fine Arts	0	
286	Dream Mall	3	0.7%
287	New Juejiang Shopping Area	2	0.4%
288	Gushan Ferry Station	0	
289	Central Park (Kaohsiung)	0	
290	Former British Consulate	0	
291	Teresa Teng Memorial Hall	0	
292	EDA World	1	0.2%
293	Kaohsiung Arena	0	
294	Pier-2 Art Cneter	7	1.6%
295	Fo Kuang Shan	5	1.1%
296	Cheng Ching Lake	0	
297	Meinong Hakka Cultural Village	0	
298	Baolai and Bulao Springs	0	
299	Maolin National Scenic Area	0	
300	Liugui Service Area	0	
301	Jiaxian	0	
302	Meishan Visitor Center	0	
303	Kaohsiung Farm	0	
304	Tengzhi National Forest Recreation Area	0	
305	Shihba Luohan Shan	0	
306	Saijia Service Area (Saijia Aviation Park)	0	
307	Sugar Industry Cultural Park	0	
308	Da Dong Art Center	0	
309	Wushanding Mud Volcano	0	
313	Qikong Waterfall	0	
314	Houbihu	0	
315	Kenting National Park	10	2.2%
316	Lankan Ecological Protection Area	0	
317	National Museum of Marine Biology and Aquarium	1	0.2%
318	Fangliau Township	0	
319	Sichongxi	0	
320	Jialeshuei Scenic Area	0	
321	Kenting Space Port	0	
322	Nanwan Beach Recreation Area	0	
323	Dapeng Bay National Scenic Area	0	
324	Kenting Sea Pool	0	

# d2o: d2o What tourist spots have you visited on this trip?			
Value	Label	Cases	Percentage
325	Liuqiu (Shiaoliuqiu)	1	0.2%
326	Sandimen	0	
327	Chuanfan Rock	0	
328	Hengchun Ancient City	0	
329	Liudui Hakka Cultural Park	0	
330	Jiaosi	1	0.2%
331	Tung Shan Science Area	0	
332	Taipingshan	0	
333	Suao Cold Springs	0	
334	Wufengqi Scenic Area	0	
335	Guishan Island (Turtle Island)	0	
336	Mei Hua Hu	0	
337	Shangrila Leisure Farm	0	
338	Nanfangao	1	0.2%
339	Taipingshan National Forest Recreation Area	0	
340	Toucheng Sea Pool	0	
341	Chilan Forest Playground	0	
342	Caoling Historic Trail	0	
343	Wushih Harbor	0	
344	Chia-Tsu-Lan Wine Museum	0	
345	National Center for Traditional Arts	0	
346	Lanyang Museum	0	
347	Bulau Bulau aboriginal village	0	
348	Jimmy Park, Yilan	0	
349	Luodong Forestry Culture Garden	0	
350	Taroko, Tienhsiang	71	15.7%
351	Hualien Farglory Ocean Park	0	
352	Qixing Lake (Qixingtian)	30	6.7%
353	Amis Cultural Village	1	0.2%
354	Liyu (Carp) Lake	0	
355	Shin Kong Chao Feng Ranch & Resort	5	1.1%
356	Ruisui Hongye Springs	6	1.3%
357	Xiuguluan River Rafting Area	0	
358	Wenshan Springs	2	0.4%
359	Mukumugi	0	
360	National DongHua University	0	
361	Hualien Seaside Park	0	
362	Whale and Dolphine Watching Tour along East Coast	1	0.2%
363	Hualien Sugar Factory	0	
364	Shitiping	2	0.4%
365	Hualien Tzuchi	0	
366	Mataian Wetland Ecological Park	0	
367	Liushidan Mountain	0	
368	Hualien Cultural Creative Industries Park	0	
369	Taiwan Happy Farm	0	

d2o: d2o What tourist spots have you visited on this trip?

Value	Label	Cases	Percentage
370	Chihpen	45	10.0%
371	Sanxiantai (Terrace of the Three Immortals)	11	2.4%
372	Lu Tao (Green Island)	0	
373	Baxian Cave (Baxiandong)	13	2.9%
374	Xiaoyeliu (Jialulan)	0	
375	Beinan Cultural Park	0	
376	Guanshan Water Park	0	
377	Chulu Pasture	0	
378	Taitung Veterans Farm	0	
379	Lanyu (Orchid Island)	0	
380	National Museum of Prehistory	0	
381	Chengkong Harbor	0	
382	Water Running Up	34	7.5%
383	Dulan Mountain	0	
384	Taitung Forest Park	0	
385	Mr. Brown Avenue	15	3.3%
386	Luye Gaotai hot air balloon area	0	
387	Duoliang Station	5	1.1%
400	Penghu National Scenic Area	0	
401	Jibei Island	0	
402	Qimei Island	0	
410	Cihu (Kinmen)	0	
411	Kinmen National Park	0	
412	Taoshan	0	
413	Guniungtou War Museum	0	
414	Kinmen Folk Culture Village	0	
415	Juguang Tower	0	
416	Taiwu Mountain	0	
417	Kinmen Liquor Factory	0	
418	Wujiang River Estuary	0	
419	Sun Yat-sen Memorial Forest	0	
430	Qinbi Village	0	
431	Bishan Sightseeing Platform	0	
801	Shilin Night Market in Taipei City	52	11.5%
802	Huaxi Street Tourist Night Market in Taipei City	2	0.4%
803	Raohe Street Tourist Night Market in Taipei City	14	3.1%
804	Shida Night Market in Taipei City	1	0.2%
805	Linjiang Street Tourist Night Market in Taipei City	0	
806	Gongguan Night Market in Taipei City	0	
807	Tihwa street Night market in Taipei City	0	
808	Ningxia Tourist Night Market in Taipei City	13	2.9%
809	Nanjichang Night Market in Taipei City	0	
810	Jingmei Night Market in Taipei City	0	
811	Liaoning Street Night Market in Taipei City	0	
812	Yansan Tourist Night Market in Taipei City	0	

d2o: d2o What tourist spots have you visited on this trip?

Value	Label	Cases	Percentage
813	Other Night Markets in Taipei City	0	
815	Yonghe Lehua Night Market in New Taipei City	0	
816	Banciao Nanya Night Market n New Taipei City	0	
817	Sinjhuang Night Market in New Taipei City	0	
818	Jhonghe Singnan Night Market in New Taipei City	0	
819	Fuda Garden Night Market in New Taipei City	0	
820	Sanho Night Market in Sanchong District,New Taipei City	0	
821	Other Night Markets in New Taipei City	0	
825	Keelung Miaokou Tourist Night Market	2	0.4%
826	Other Night Markets in Keelung City	0	
830	Jhongli Sinmin Night Market in Jhongli district ,Taoyuan	0	
831	Taoyuan Tourist Night Market	0	
832	Other Night Markets in Taoyuan City	1	0.2%
834	Chenghuang Temple Night Market in Hsinchu City	0	
835	Other Night Markets in Hsinchu City	0	
838	Night Markets in Hsinchu County	0	
840	Night Markets in Miaoli County	0	
843	Fongjia Night Market in Taichung City	4	0.9%
844	Jhonghua Night Market in Taichung City	1	0.2%
845	Yizhong Street Night Market in Taichung City	0	
846	Other Night Markets in Taichung City	0	
849	Night Market in Nantou County	0	
851	Night Markets in Changhua County	0	
853	Night Markets in Yunlin County	0	
855	Wenhua Rd. Night Market in Chiayi City	0	
856	Other Night Markets in Chiayi City	0	
858	Night Markets in Chiayi County	0	
860	Siaobei Rd. Night Market in Tainan City	0	
861	Huayuan Night Market in Tainan City	0	
862	Other Night Markets in Tainan City	0	
863	Other Night Markets in Tainan City	0	
865	Liuhe(2nd Rd.) Night Market in Kaohsiung City	13	2.9%
866	Sinsing Night Market in Kaohsiung City	0	
867	Rueifong Night Market in Kaohsiung City	4	0.9%
868	Jin-Zuan Night Market in Kaohsiung City	0	
869	Kaisyuan Night Market in Kaohsiung City	0	
870	Other Night Markets in Kaohsiung City	2	0.4%
871	Minzu Rd. Night Market in Pingtung County	0	
872	Other Night Markets in Pingtung County	0	
874	Luodong Night Market in Yilan County	2	0.4%
875	Other Night Markets in Yilan County	0	
877	Nanbin Night Market in Hualien County	0	
878	Dongdamen Night Market in Hualien County	5	1.1%
879	Huayuan Night Market in Hualien County	0	
880	Night Markets in Taitung County	0	

# d2o: d2o What tourist spots have you visited on this trip?			
Value	Label	Cases	Percentage
883	Night Markets in Penghu County	0	
885	Night Markets in Kinmen County	0	
Sysmiss		6774	
Warning: these figures indicate the number of cases found in the data file. They cannot be interpreted as summary statistics of the population of interest.			
# d2_1: d2_1 Your favorite tourist spot is:			
Information	[Type= discrete] [Format=numeric] [Range= 1-885] [Missing=*]		
Statistics [NW/ W]	[Valid=6357 /-] [Invalid=868 /-]		
Value	Label	Cases	Percentage
1	Taipei 101	412	<div></div> 6.5%
2	National Palace Museum	371	<div></div> 5.8%
3	Chiang Kai-shek Memorial Hall	117	<div></div> 1.8%
4	Xinyi Shopping District	14	<div></div> 0.2%
5	Ximending	357	<div></div> 5.6%
6	Taipei Martyrs' Shrine	9	<div></div> 0.1%
7	Eastern Distric of Taipei	19	<div></div> 0.3%
8	Longshan Temple	114	<div></div> 1.8%
9	Yangmingshan National Park	111	<div></div> 1.7%
10	Beitou	108	<div></div> 1.7%
11	Taipei Station Commercial District	10	<div></div> 0.2%
12	Presidential Office Building	3	<div></div> 0.0%
13	Maokong Area	43	<div></div> 0.7%
14	Taipei Zoo	37	<div></div> 0.6%
15	Taipei Metro Underground Market	2	<div></div> 0.0%
16	Wufenpu Garment Wholesale Area	10	<div></div> 0.2%
17	Miramar Entertainment Park Ferris Wheel	2	<div></div> 0.0%
18	Dr. Sun Yat-sen Memorial Hall	24	<div></div> 0.4%
19	Hsing Tian Kong	18	<div></div> 0.3%
20	Guang Hua Digital Plaza	2	<div></div> 0.0%
21	Taipei Fine Art Museum(Taipei Story House)	2	<div></div> 0.0%
22	Yuanshan	4	<div></div> 0.1%
23	Taipei Confucius Temple	1	<div></div> 0.0%
24	Shilin Official Residence	14	<div></div> 0.2%
25	Red House	2	<div></div> 0.0%
26	Tianmu	1	<div></div> 0.0%
27	Dalongdong Bao'an Temple	0	
28	228 Peace Memorial Park(National Taiwan Museum)	3	
29	Taipei Film House	0	
30	National Museum of History	0	
31	Museum of Contemporary Art, Taipei	0	
32	Jianguo Holiday Commercial District	0	
33	Taipei Children's Amusement Park	5	<div></div> 0.1%
34	Taipei City Hakka Cultural Park	0	
35	Taiwan Handicraft Promotion Center	0	
36	Sung Ye Museum of Formosan Aborigines	0	

d2_1: d2_1 Your favorite tourist spot is:

Value	Label	Cases	Percentage
37	Miniatures Museum of Taiwan	0	
38	Huajiang Park	0	
39	Suho Memorial Paper Museum	0	
40	Chinese Culture & Movie Center	0	
41	Taipei Botanical Garden	3	0.0%
42	Taipei Astronomical Museum	0	
43	Lin An Tai Old Homestead	0	
44	National Taiwan University	0	
45	Da Hu Park	1	0.0%
46	Lin Liu-Hsin Puppet Theatre Museum	0	
47	Postal Museum	0	
48	Taipei Hero House	0	
49	Nangang Business Park	1	0.0%
50	Taipei Flora Expo Park	0	
51	Huashan 1914 Creative Park	20	0.3%
52	Yongkang Street Commercial District	59	0.9%
53	Taipei Arena	3	0.0%
54	Songshan Cultural and Creative Park	8	0.1%
55	Bopiliao Old Street	0	
56	Xiangshan	57	0.9%
57	Da'an Forest Park	5	0.1%
58	Eslite Bookstore	16	0.3%
59	Sisi Nancun	1	0.0%
60	Syntrend Creative Park	0	
61	Dajia Riverside Park	1	0.0%
62	Yu You Ren Mansion and Qing Tian School	0	
65	Jioufen	757	11.9%
66	Tanshui	256	4.0%
67	Yehliu	299	4.7%
68	Jinguashi	12	0.2%
69	Wulai	22	0.3%
70	Yuanwangkeng Park	0	
71	Shihsanhang Museum of Archaeology	2	0.0%
72	Shenkeng Old Street	3	0.0%
73	Dharma Drum Mountain(Jinshan)	3	0.0%
74	Butian lake	0	
75	Trunk Rock, Shenao Cape	0	
76	Yingge Ceramics Museum	0	
77	Pinxi	269	4.2%
78	Yingge	3	0.0%
79	Sanxia	2	0.0%
80	Ocean World	0	
81	Juming Museum	0	
82	Pinlin	0	
83	Yun hsien Resort	0	

# d2_1: d2_1 Your favorite tourist spot is:			
Value	Label	Cases	Percentage
84	Tianlu Art Center	0	
85	Sanzhi	0	
86	The Lin Family Mansion and Garden	0	
87	Fulong beach	2	0.0%
88	Linkou	2	0.0%
89	Baisha Bay	0	
90	Bitou Cape Park	0	
91	New Taipei City Hakka Museum	0	
92	Formosa Fun Coast	0	
93	Guanyinshan	0	
94	coastline park	0	
95	Qing Shui Zu shi temple	0	
96	Naptune park	0	
97	Green Bay	0	
98	Longdong South Ocean Park	3	0.0%
99	Temple of Eighteen Deities	0	
100	Teresa Teng Memorail Park (Yun Garden)	0	
101	Mitsui Outlet Park Linkou	4	0.1%
103	Sandiaoiao Cape Lighthouse	0	
104	Jingtong	0	
105	Ling Jiou Mountain Wu Sheng Monastery	0	
106	Houtong	10	0.2%
107	Shi Yang Shan Fang	0	
110	The Northeast Coastal Scienic Area	10	0.2%
111	Bisha Fishery Harbor	0	
112	Keelung Port	4	0.1%
113	Chung-Chen Park	0	
114	Patoutzu	0	
115	Peace Island	2	0.0%
116	Lover's Lake	0	
117	Ershawan Gun Emplacement	0	
118	Dawulun Gun Emplacemnt	0	
119	National Museum of Marine Science & Technology	0	
125	Window on China	1	0.0%
126	Dashi	3	0.0%
127	Shinmem Dam	1	0.0%
128	Cihu	1	0.0%
129	Zhongli	0	
130	Aviation Museum	0	
131	Lala Mountain	1	0.0%
132	TaiMall	0	
133	GLORIA OUTLETS	2	0.0%
134	Metro Walk Shopping Center	0	
135	Hsinchu Science Park	0	
136	Nanliao Fishery Harbor	1	0.0%

# d2_1: d2_1 Your favorite tourist spot is:			
Value	Label	Cases	Percentage
137	Ku Chi Peak	0	
138	Glass Museum	0	
139	Hsinchu Du Cheng Huang Temple	0	
140	National Tsing Hua University	0	
143	Qalang Smangus	0	
144	Xinyue Beach	0	
145	Leofoo Village Theme Park	8	0.1%
146	Neiwan	2	0.0%
147	Beipu	0	
148	Daba Peak	0	
149	Little Ding Dong Science Theme Park	0	
150	Buddhist Temple	1	0.0%
151	Wuzhishan Scenic Area	0	
152	Shengxing Station	0	
153	Bantianliao Haowangjiao	0	
154	Hwataoyao	0	
155	Sanyi Wood Sculptures	0	
156	Shihtoushan (Lion's Head Mountain)	0	
157	Tungsiio Beach Pool	0	
158	West Lake Resort	0	
159	Remains of Longteng Bridge	0	
160	Flying Cow Ranch	1	0.0%
161	She-Pa National Park	0	
162	Nanzhuang	0	
163	Taian hot Springs	1	0.0%
164	Houlong Township Qinghai Temple	0	
165	National Taichung Theater	6	0.1%
166	Miyahara	4	0.1%
167	Taichung Literature Museum	0	
168	Molecure Pharmacy	0	
169	Yide Mansion	0	
170	National Museum of Natural Science	0	
171	Rainbow Village	11	0.2%
172	Tunghai University	1	0.0%
173	The National Taiwan Museum of Fine Arts	4	0.1%
174	Sinshe	8	0.1%
175	Lihpao Land	0	
176	Li Shan (Pear Mountain)	0	
177	Tahuehshan Forest Recreation Area	1	0.0%
178	Wuling Farm	3	0.0%
179	Park Lane by CMP	3	0.0%
180	Yuanzui Mountain	0	
181	Gaomei Wetlands	55	0.9%
182	Dakeng Scenic Area	1	0.0%
183	Taichung Cultural and Creative Industries Park	1	0.0%

d2_1: d2_1 Your favorite tourist spot is:

Value	Label	Cases	Percentage
184	Maple Garden	1	0.0%
185	Sun Moon Lake	428	6.7%
186	Formosan Aborincinal culture Village	8	0.1%
187	Cingjing Veterans Farm	90	1.4%
188	Hsitou Bamboo Forest	12	0.2%
189	Chung Tai Chan Monastery	4	0.1%
190	Jiji	2	0.0%
191	Puli	3	0.0%
192	Sing Ling Temple	0	
193	Yushan National Park	5	0.1%
194	Puli Distillery	0	
195	921 Earthquake Museum of Taiwan	0	
196	Guguan	0	
197	Hohuanshan National Forest Recreation Area	14	0.2%
198	SunLinkSea	3	0.0%
199	The Nantou County Culture Park	0	
200	Checheng train station	1	0.0%
201	Wushe Scenic Area Recreation Area	0	
202	Shoutian Temple	0	
203	Dongpu Springs	0	
204	Aowanda National Forest Recreation Area	0	
205	Hung Gee Bees Farm	0	
206	Lushan Hot Springs	0	
207	Guangxing Paper Factory	0	
208	Tenshing Kiln Ceramics Cultural Park	0	
209	YUHSIU MUSEUM of ART	0	
210	Taiwan Le Tsang Temple	2	0.0%
211	Tai-Yi Red Maple Resort	0	
215	Lukang Mazu Temple	0	
216	Lukang	0	
217	Lukang Longshan Temple	0	
218	Baguashan	1	0.0%
219	Taiwan Folk Village	0	
220	Confucius Temple (Changhua)	0	
221	Lukang Old Street	3	0.0%
222	Taiwan Glass Gallery	0	
225	Janfusun Fancy World	0	
226	Beigan Matsu Temple	1	0.0%
227	Caoling	0	
229	Chiayi City	0	
230	Lantan Lake	0	
231	Hinoki Village	1	0.0%
232	Meishan (Hanshini Forest Recreation Area)	0	
233	High-Heel Wedding Church	1	0.0%
234	Suantou Sugar Factory-Factory Village	0	

d2_1: d2_1 Your favorite tourist spot is:

Value	Label	Cases	Percentage
235	Alishan	220	3.5%
236	Southern Branch of the National Palace Museum	2	0.0%
237	Chiayis Farm	0	
238	Dongshih Fishery Harbor	1	0.0%
239	Aogu Wetland Forest Park	0	
240	Old Fort of Anping (Fort Zeelandia)	12	0.2%
241	Chihkan Tower	5	0.1%
242	Confucius Temple (Tainan)	9	0.1%
243	Koxinga Shrine (Yanping Junwang Temple)	0	
244	Anping Port National Historical Scenic Area	13	0.2%
245	Eternal Golden Castle	0	
246	Tainan Grand Matsu Temple	0	
247	Luermen Tienhogong Temple	0	
248	Xishu Golden Beach	0	
249	Official God of War Temple (Sacrificial Rites Martial Temple	0	
250	Wufei Temple (Five Consorts Temple)	0	
251	Taijiang National Park	4	0.1%
252	Southern Taiwan Science Park	0	
253	Ten Drum Rende Suger Culture and Creativety Park	3	0.0%
254	Chimei Museum	9	0.1%
255	Taiwan Salt Museum	0	
256	National Museum of Taiwan Literature	2	0.0%
260	Guanziling	2	0.0%
261	Qigu Birdseeing	0	
262	Wushantou Reservoir Scenic Area	2	0.0%
263	Tsengwen Reservoir Scenic Area	0	
264	Dakeng Recreation Farm	0	
265	Tsou-Ma-Lai Farm	0	
266	Hayashi Department Store	0	
270	Love River	11	0.2%
271	Sizhiwan Bay	29	0.5%
272	Lotus Lake	20	0.3%
273	Qijin Seaside Park	37	0.6%
274	Shou Shan(Shou Shan Zoo)	6	0.1%
275	National Kaohsiung Center for the Arts (Weiwuying)	0	
276	Urban Spotlight	0	
277	Kaohsiung 85 Sky Building	3	0.0%
278	Kaohsiung Main Public Library	0	
279	Confucius Temple (Kaohsiung)	0	
280	Kaohsiung Port	0	
281	Blue Lagoon Water Theme Park	0	
282	Kaohsiung Museum of History	0	
283	Chijin Mazu Temple	0	
284	National Science and Technology Museum	0	
285	Kaohsiung Museum of Fine Arts	1	0.0%

d2_1: d2_1 Your favorite tourist spot is:

Value	Label	Cases	Percentage
286	Dream Mall	5	0.1%
287	New Juejiang Shopping Area	3	0.0%
288	Gushan Ferry Station	0	
289	Central Park (Kaohsiung)	0	
290	Former British Consulate	0	
291	Teresa Teng Memorial Hall	0	
292	EDA World	2	0.0%
293	Kaohsiung Arena	0	
294	Pier-2 Art Cneter	22	0.3%
295	Fo Kuang Shan	71	1.1%
296	Cheng Ching Lake	1	0.0%
297	Meinong Hakka Cultural Village	2	0.0%
298	Baolai and Bulao Springs	0	
299	Maolin National Scenic Area	0	
300	Liugui Service Area	1	0.0%
301	Jiaxian	0	
302	Meishan Visitor Center	0	
303	Kaohsiung Farm	0	
304	Tengzhi National Forest Recreation Area	0	
305	Shihba Luohan Shan	0	
306	Saijia Service Area (Saijia Aviation Park)	0	
307	Sugar Industry Cultural Park	0	
308	Da Dong Art Center	0	
309	Wushanding Mud Volcano	0	
313	Qikong Waterfall	0	
314	Houbihu	1	0.0%
315	Kenting National Park	331	5.2%
316	Lankan Ecological Protection Area	3	0.0%
317	National Museum of Marine Biology and Aquarium	8	0.1%
318	Fangliao Township	0	
319	Sichongxi	0	
320	Jialeshuei Scenic Area	5	0.1%
321	Kenting Space Port	0	
322	Nanwan Beach Recreation Area	2	0.0%
323	Dapeng Bay National Scenic Area	0	
324	Kenting Sea Pool	0	
325	Liuqiu (Shiaoliuqiu)	15	0.2%
326	Sandimen	1	0.0%
327	Chuanfan Rock	0	
328	Hengchun Ancient City	2	0.0%
329	Liudui Hakka Cultural Park	0	
330	Jiaosi	38	0.6%
331	Tung Shan Science Area	2	0.0%
332	Taipingshan	0	
333	Suao Cold Springs	3	0.0%

d2_1: d2_1 Your favorite tourist spot is:

Value	Label	Cases	Percentage
334	Wufengqi Scenic Area	1	0.0%
335	Guishan Island (Turtle Island)	2	0.0%
336	Mei Hua Hu	3	0.0%
337	Shangrila Leisure Farm	0	
338	Nanfangao	1	0.0%
339	Taipingshan National Forest Recreation Area	4	0.1%
340	Toucheng Sea Pool	1	0.0%
341	Chilan Forest Playground	0	
342	Caoling Historic Trail	0	
343	Wushih Harbor	1	0.0%
344	Chia-Tsu-Lan Wine Museum	0	
345	National Center for Traditional Arts	2	0.0%
346	Lanyang Museum	0	
347	Bulau Bulau aboriginal village	0	
348	Jimmy Park, Yilan	2	0.0%
349	Luodong Forestry Culture Garden	0	
350	Taroko, Tienhsiang	253	4.0%
351	Hualien Farglory Ocean Park	0	
352	Qixing Lake (Qixingtang)	49	0.8%
353	Amis Cultural Village	0	
354	Liyu (Carp) Lake	1	0.0%
355	Shin Kong Chao Feng Ranch & Resort	1	0.0%
356	Ruisui Hongye Springs	1	0.0%
357	Xiuguluan River Rafting Area	0	
358	Wenshan Springs	2	0.0%
359	Mukumugi	0	
360	National DongHua University	0	
361	Hualien Seaside Park	0	
362	Whale and Dolphine Watching Tour along East Coast	6	0.1%
363	Hualien Sugar Factory	0	
364	Shitiping	4	0.1%
365	Hualien Tzuchi	0	
366	Mataian Wetland Ecological Park	0	
367	Liushidan Mountain	0	
368	Hualien Cultural Creative Industries Park	0	
369	Taiwan Happy Farm	0	
370	Chihpen	7	0.1%
371	Sanxiantai (Terrace of the Three Immortals)	3	0.0%
372	Lu Tao (Green Island)	17	0.3%
373	Baxian Cave (Baxiandong)	0	
374	Xiaoyeliu (Jialulan)	0	
375	Beinan Cultural Park	0	
376	Guanshan Water Park	0	
377	Chulu Pasture	0	
378	Taitung Veterans Farm	0	

d2_1: d2_1 Your favorite tourist spot is:

Value	Label	Cases	Percentage
379	Lanyu (Orchid Island)	1	0.0%
380	National Museum of Prehistory	0	
381	Chengkong Harbor	0	
382	Water Running Up	1	0.0%
383	Dulan Mountain	0	
384	Taitung Forest Park	0	
385	Mr. Brown Avenue	13	0.2%
386	Luye Gaotai hot air balloon area	2	0.0%
387	Duoliang Station	0	
400	Penghu National Scenic Area	11	0.2%
401	Jibei Island	0	
402	Qimei Island	0	
410	Cihu (Kinmen)	0	
411	Kinmen National Park	3	0.0%
412	Taoshan	0	
413	Guniungtou War Museum	0	
414	Kinmen Folk Culture Village	0	
415	Juguang Tower	0	
416	Taiwu Mountain	0	
417	Kinmen Liquor Factory	1	0.0%
418	Wujiang River Estuary	0	
419	Sun Yat-sen Memorial Forest	0	
430	Qinbi Village	0	
431	Bishan Sightseeing Platform	1	0.0%
801	Shilin Night Market in Taipei City	309	4.9%
802	Huaxi Street Tourist Night Market in Taipei City	4	0.1%
803	Raohe Street Tourist Night Market in Taipei City	95	1.5%
804	Shida Night Market in Taipei City	16	0.3%
805	Linjiang Street Tourist Night Market in Taipei City	4	0.1%
806	Gongguan Night Market in Taipei City	2	0.0%
807	Tihwa street Night market in Taipei City	30	0.5%
808	Ningxia Tourist Night Market in Taipei City	54	0.8%
809	Nanjichang Night Market in Taipei City	3	0.0%
810	Jingmei Night Market in Taipei City	1	0.0%
811	Liaoning Street Night Market in Taipei City	1	0.0%
812	Yansan Tourist Night Market in Taipei City	0	
813	Other Night Markets in Taipei City	4	0.1%
815	Yonghe Lehua Night Market in New Taipei City	4	0.1%
816	Banciao Nanya Night Market n New Taipei City	3	0.0%
817	Sinjuhang Night Market in New Taipei City	1	0.0%
818	Jhonghe Singnan Night Market in New Taipei City	1	0.0%
819	Fuda Garden Night Market in New Taipei City	0	
820	Sanho Night Market in Sanchong District,New Taipei City	1	0.0%
821	Other Night Markets in New Taipei City	4	0.1%
825	Keelung Miaokou Tourist Night Market	13	0.2%

# d2_1: d2_1 Your favorite tourist spot is:			
Value	Label	Cases	Percentage
826	Other Night Markets in Keelung City	0	
830	Jhongli Sinmin Night Market in Jhongli district ,Taoyuan	10	0.2%
831	Taoyuan Tourist Night Market	1	0.0%
832	Other Night Markets in Taoyuan City	3	0.0%
834	Chenghuang Temple Night Market in Hsinchu City	5	0.1%
835	Other Night Markets in Hsinchu City	1	0.0%
838	Night Markets in Hsinchu County	0	
840	Night Markets in Miaoli County	0	
843	Fongjia Night Market in Taichung City	60	0.9%
844	Jhonghua Night Market in Taichung City	0	
845	Yizhong Street Night Market in Taichung City	6	0.1%
846	Other Night Markets in Taichung City	2	0.0%
849	Night Market in Nantou County	0	
851	Night Markets in Changhua County	0	
853	Night Markets in Yunlin County	0	
855	Wenhua Rd. Night Market in Chiayi City	0	
856	Other Night Markets in Chiayi City	0	
858	Night Markets in Chiayi County	0	
860	Siaobei Rd. Night Market in Tainan City	0	
861	Huayuan Night Market in Tainan City	9	0.1%
862	Other Night Markets in Tainan City	4	0.1%
863	Other Night Markets in Tainan City	1	0.0%
865	Liuhe(2nd Rd.) Night Market in Kaohsiung City	24	0.4%
866	Sinsing Night Market in Kaohsiung City	0	
867	Rueifong Night Market in Kaohsiung City	16	0.3%
868	Jin-Zuan Night Market in Kaohsiung City	0	
869	Kaisyuan Night Market in Kaohsiung City	0	
870	Other Night Markets in Kaohsiung City	1	0.0%
871	Minzu Rd. Night Market in Pingtung County	0	
872	Other Night Markets in Pingtung County	0	
874	Luodong Night Market in Yilan County	4	0.1%
875	Other Night Markets in Yilan County	0	
877	Nanbin Night Market in Hualien County	0	
878	Dongdamen Night Market in Hualien County	1	0.0%
879	Huayuan Night Market in Hualien County	0	
880	Night Markets in Taitung County	0	
883	Night Markets in Penghu County	0	
885	Night Markets in Kinmen County	0	
Sysmiss		868	
Warning: these figures indicate the number of cases found in the data file. They cannot be interpreted as summary statistics of the population of interest.			
# d2_2: d2_2 Your least favorite tourist spot is:			
Information	[Type= discrete] [Format=numeric] [Range= 1-885] [Missing=*]		
Statistics [NW/ W]	[Valid=439 -/] [Invalid=6786 -/]		

d2_2: d2_2 Your least favorite tourist spot is:

Value	Label	Cases	Percentage
1	Taipei 101	39	8.9%
2	National Palace Museum	7	1.6%
3	Chiang Kai-shek Memorial Hall	9	2.1%
4	Xinyi Shopping District	0	
5	Ximending	16	3.6%
6	Taipei Martyrs' Shrine	0	
7	Eastern Distric of Taipei	1	0.2%
8	Longshan Temple	4	0.9%
9	Yangmingshan National Park	5	1.1%
10	Beitou	6	1.4%
11	Taipei Station Commercial District	1	0.2%
12	Presidential Office Building	4	0.9%
13	Maokong Area	2	0.5%
14	Taipei Zoo	5	1.1%
15	Taipei Metro Underground Market	1	0.2%
16	Wufenpu Garment Wholesale Area	1	0.2%
17	Miramar Entertainment Park Ferris Wheel	0	
18	Dr. Sun Yat-sen Memorial Hall	1	0.2%
19	Hsing Tian Kong	0	
20	Guang Hua Digital Plaza	0	
21	Taipei Fine Art Museum(Taipei Story House)	0	
22	Yuanshan	0	
23	Taipei Confucius Temple	2	0.5%
24	Shilin Official Residence	4	0.9%
25	Red House	0	
26	Tianmu	0	
27	Dalongdong Bao'an Temple	0	
28	228 Peace Memorial Park(National Taiwan Museum)	0	
29	Taipei Film House	0	
30	National Museum of History	0	
31	Museum of Contemporary Art, Taipei	0	
32	Jianguo Holiday Commercial District	0	
33	Taipei Children's Amusement Park	2	0.5%
34	Taipei City Hakka Cultural Park	0	
35	Taiwan Handicraft Promotion Center	0	
36	Sung Ye Museum of Formosan Aborigines	0	
37	Miniatures Museum of Taiwan	0	
38	Huajiang Park	0	
39	Suho Memorial Paper Museum	0	
40	Chinese Culture & Movie Center	0	
41	Taipei Botanical Garden	0	
42	Taipei Astronomical Museum	0	
43	Lin An Tai Old Homestead	0	
44	National Taiwan University	0	
45	Da Hu Park	0	

d2_2: d2_2 Your least favorite tourist spot is:

Value	Label	Cases	Percentage
46	Lin Liu-Hsin Puppet Theatre Museum	0	
47	Postal Museum	0	
48	Taipei Hero House	0	
49	Nangang Business Park	0	
50	Taipei Flora Expo Park	0	
51	Huashan 1914 Creative Park	4	0.9%
52	Yongkang Street Commercial District	0	
53	Taipei Arena	0	
54	Songshan Cultural and Creative Park	1	0.2%
55	Bopiliao Old Street	1	0.2%
56	Xiangshan	4	0.9%
57	Da'an Forest Park	0	
58	Eslite Bookstore	1	0.2%
59	Sisi Nancun	1	0.2%
60	Syntrend Creative Park	0	
61	Dajia Riverside Park	0	
62	Yu You Ren Mansion and Qing Tian School	0	
65	Jiufen	65	14.8%
66	Tanshui	8	1.8%
67	Yehliu	17	3.9%
68	Jinguashi	2	0.5%
69	Wulai	0	
70	Yuanwangkeng Park	0	
71	Shihsanhang Museum of Archaeology	0	
72	Shenkeng Old Street	0	
73	Dharma Drum Mountain(Jinshan)	0	
74	Butian lake	0	
75	Trunk Rock, Shenao Cape	0	
76	Yingge Ceramics Museum	0	
77	Pinxi	17	3.9%
78	Yingge	0	
79	Sanxia	1	0.2%
80	Ocean World	0	
81	Juming Museum	0	
82	Pinlin	0	
83	Yun hsien Resort	0	
84	Tianlu Art Center	0	
85	Sanzhi	0	
86	The Lin Family Mansion and Garden	0	
87	Fulong beach	0	
88	Linkou	0	
89	Baisha Bay	0	
90	Bitou Cape Park	0	
91	New Taipei City Hakka Museum	0	
92	Formosa Fun Coast	0	

d2_2: d2_2 Your least favorite tourist spot is:

Value	Label	Cases	Percentage
93	Guanyinshan	0	
94	coastline park	0	
95	Qing Shui Zu shi temple	0	
96	Naptune park	0	
97	Green Bay	0	
98	Longdong South Ocean Park	0	
99	Temple of Eighteen Deities	0	
100	Teresa Teng Memorail Park (Yun Garden)	0	
101	Mitsui Outlet Park Linkou	0	
103	Sandiaoiao Cape Lighthouse	0	
104	Jingtong	0	
105	Ling Jiou Mountain Wu Sheng Monastery	0	
106	Houtong	1	0.2%
107	Shi Yang Shan Fang	0	
110	The Northeast Coastal Scienic Area	1	0.2%
111	Bisha Fishery Harbor	0	
112	Keelung Port	0	
113	Chung-Chen Park	0	
114	Patoutzu	0	
115	Peace Island	0	
116	Lover's Lake	0	
117	Ershawan Gun Emplacement	0	
118	Dawulun Gun Emplacemnt	0	
119	National Museum of Marine Science & Technology	0	
125	Window on China	0	
126	Dashi	0	
127	Shinmem Dam	0	
128	Cihu	1	0.2%
129	Zhongli	0	
130	Aviation Museum	0	
131	Lala Mountain	0	
132	TaiMall	0	
133	GLORIA OUTLETS	0	
134	Metro Walk Shopping Center	0	
135	Hsinchu Science Park	0	
136	Nanliao Fishery Harbor	0	
137	Ku Chi Peak	0	
138	Glass Museum	0	
139	Hsinchu Du Cheng Huang Temple	1	0.2%
140	National Tsing Hua University	0	
143	Qalang Smangus	0	
144	Xinyue Beach	0	
145	Leofoo Village Theme Park	0	
146	Neiwan	0	
147	Beipu	0	

d2_2: d2_2 Your least favorite tourist spot is:

Value	Label	Cases	Percentage
148	Daba Peak	0	
149	Little Ding Dong Science Theme Park	0	
150	Buddhist Temple	0	
151	Wuzhishan Scenic Area	0	
152	Shengxing Station	0	
153	Bantianliao Haowangjiao	0	
154	Hwataoyao	0	
155	Sanyi Wood Sculptures	0	
156	Shihtoushan (Lion's Head Mountain)	0	
157	Tungsiio Beach Pool	0	
158	West Lake Resort	0	
159	Remains of Longteng Bridge	0	
160	Flying Cow Ranch	0	
161	She-Pa National Park	0	
162	Nanzhuang	0	
163	Taian hot Springs	0	
164	Houlong Township Qinghai Temple	0	
165	National Taichung Theater	0	
166	Miyahara	1	0.2%
167	Taichung Literature Museum	0	
168	Molecure Pharmacy	0	
169	Yide Mansion	0	
170	National Museum of Natural Science	0	
171	Rainbow Village	6	1.4%
172	Tunghai University	0	
173	The National Taiwan Museum of Fine Arts	0	
174	Sinshe	1	0.2%
175	Lihpao Land	0	
176	Li Shan (Pear Mountain)	0	
177	Tahuehshan Forest Recreation Area	0	
178	Wuling Farm	0	
179	Park Lane by CMP	0	
180	Yuanzui Mountain	0	
181	Gaomei Wetlands	4	0.9%
182	Dakeng Scenic Area	0	
183	Taichung Cultural and Creative Industries Park	0	
184	Maple Garden	0	
185	Sun Moon Lake	8	1.8%
186	Formosan Aborincinal culture Village	0	
187	Cingjing Veterans Farm	4	0.9%
188	Hsitou Bamboo Forest	0	
189	Chung Tai Chan Monastery	0	
190	Jiji	0	
191	Puli	0	
192	Sing Ling Temple	0	

d2_2: d2_2 Your least favorite tourist spot is:

Value	Label	Cases	Percentage
193	Yushan National Park	0	
194	Puli Distillery	0	
195	921 Earthquake Museum of Taiwan	0	
196	Guguan	0	
197	Hohuanshan National Forest Recreation Area	0	
198	SunLinkSea	0	
199	The Nantou County Culture Park	0	
200	Checheng train station	0	
201	Wushe Scenic Area Recreation Area	0	
202	Shoutian Temple	0	
203	Dongpu Springs	0	
204	Aowanda National Forest Recreation Area	0	
205	Hung Gee Bees Farm	0	
206	Lushan Hot Springs	0	
207	Guangxing Paper Factory	0	
208	Tenshing Kiln Ceramics Cultural Park	0	
209	YUHSIU MUSEUM of ART	0	
210	Taiwan Le Tsang Temple	0	
211	Tai-Yi Red Maple Resort	0	
215	Lukang Mazu Temple	0	
216	Lukang	0	
217	Lukang Longshan Temple	0	
218	Baguashan	0	
219	Taiwan Folk Village	0	
220	Confucius Temple (Changhua)	0	
221	Lukang Old Street	0	
222	Taiwan Glass Gallery	0	
225	Janfusun Fancy World	0	
226	Beigan Matsu Temple	0	
227	Caoling	0	
229	Chiayi City	0	
230	Lantan Lake	0	
231	Hinoki Village	0	
232	Meishan (Hanshini Forest Recreation Area)	0	
233	High-Heel Wedding Church	0	
234	Suantou Sugar Factory-Factory Village	0	
235	Alishan	12	2.7%
236	Southern Branch of the National Palace Museum	1	0.2%
237	Chiayis Farm	0	
238	Dongshih Fishery Harbor	0	
239	Aogu Wetland Forest Park	0	
240	Old Fort of Anping (Fort Zeelandia)	1	0.2%
241	Chihkan Tower	3	0.7%
242	Confucius Temple (Tainan)	0	
243	Koxinga Shrine (Yanping Junwang Temple)	0	

d2_2: d2_2 Your least favorite tourist spot is:

Value	Label	Cases	Percentage
244	Anping Port National Historical Scenic Area	0	
245	Eternal Golden Castle	0	
246	Tainan Grand Matsu Temple	0	
247	Luermen Tienhogong Temple	0	
248	Xishu Golden Beach	0	
249	Official God of War Temple (Sacrificial Rites Martial Temple	0	
250	Wufei Temple (Five Consorts Temple)	0	
251	Taijiang National Park	0	
252	Southern Taiwan Science Park	0	
253	Ten Drum Rende Suger Culture and Creativity Park	0	
254	Chimei Museum	0	
255	Taiwan Salt Museum	0	
256	National Museum of Taiwan Literature	0	
260	Guanziling	0	
261	Qigu Birdseeing	4	0.9%
262	Wushantou Reservoir Scenic Area	0	
263	Tsengwen Reservoir Scenic Area	0	
264	Dakeng Recreation Farm	0	
265	Tsou-Ma-Lai Farm	0	
266	Hayashi Department Store	0	
270	Love River	1	0.2%
271	Sizhiwan Bay	6	1.4%
272	Lotus Lake	4	0.9%
273	Qijin Seaside Park	3	0.7%
274	Shou Shan(Shou Shan Zoo)	0	
275	National Kaohsiung Center for the Arts (Weiwuying)	0	
276	Urban Spotlight	0	
277	Kaohsiung 85 Sky Building	2	0.5%
278	Kaohsiung Main Public Library	0	
279	Confucius Temple (Kaohsiung)	0	
280	Kaohsiung Port	2	0.5%
281	Blue Lagoon Water Theme Park	0	
282	Kaohsiung Museum of History	0	
283	Chijin Mazu Temple	0	
284	National Science and Technology Museum	0	
285	Kaohsiung Museum of Fine Arts	0	
286	Dream Mall	0	
287	New Juejiang Shopping Area	1	0.2%
288	Gushan Ferry Station	0	
289	Central Park (Kaohsiung)	0	
290	Former British Consulate	0	
291	Teresa Teng Memorial Hall	0	
292	EDA World	1	0.2%
293	Kaohsiung Arena	0	
294	Pier-2 Art Cneter	3	0.7%

d2_2: d2_2 Your least favorite tourist spot is:

Value	Label	Cases	Percentage
295	Fo Kuang Shan	1	0.2%
296	Cheng Ching Lake	1	0.2%
297	Meinong Hakka Cultural Village	0	
298	Baolai and Bulao Springs	0	
299	Maolin National Scenic Area	0	
300	Liugui Service Area	0	
301	Jiaxian	0	
302	Meishan Visitor Center	0	
303	Kaohsiung Farm	0	
304	Tengzhi National Forest Recreation Area	0	
305	Shihba Luohan Shan	0	
306	Saijia Service Area (Saijia Aviation Park)	0	
307	Sugar Industry Cultural Park	0	
308	Da Dong Art Center	0	
309	Wushanding Mud Volcano	0	
313	Qikong Waterfall	0	
314	Houbihu	0	
315	Kenting National Park	10	2.3%
316	Lankan Ecological Protection Area	0	
317	National Museum of Marine Biology and Aquarium	1	0.2%
318	Fangliau Township	0	
319	Sichongxi	0	
320	Jialeshuei Scenic Area	0	
321	Kenting Space Port	0	
322	Nanwan Beach Recreation Area	0	
323	Dapeng Bay National Scenic Area	0	
324	Kenting Sea Pool	0	
325	Liuqiu (Shiaoliuqiu)	0	
326	Sandimen	0	
327	Chuanfan Rock	0	
328	Hengchun Ancient City	1	0.2%
329	Liudui Hakka Cultural Park	0	
330	Jiaosi	1	0.2%
331	Tung Shan Science Area	0	
332	Taipingshan	0	
333	Suao Cold Springs	0	
334	Wufengqi Scenic Area	0	
335	Guishan Island (Turtle Island)	0	
336	Mei Hua Hu	0	
337	Shangrila Leisure Farm	0	
338	Nanfengao	0	
339	Taipingshan National Forest Recreation Area	0	
340	Toucheng Sea Pool	0	
341	Chilan Forest Playground	1	0.2%
342	Caoling Historic Trail	0	

d2_2: d2_2 Your least favorite tourist spot is:

Value	Label	Cases	Percentage
343	Wushih Harbor	0	
344	Chia-Tsu-Lan Wine Museum	0	
345	National Center for Traditional Arts	0	
346	Lanyang Museum	0	
347	Bulau Bulau aboriginal village	0	
348	Jimmy Park, Yilan	0	
349	Luodong Forestry Culture Garden	0	
350	Taroko, Tienhsiang	8	1.8%
351	Hualien Farglory Ocean Park	0	
352	Qixing Lake (Qixingtang)	2	0.5%
353	Amis Cultural Village	0	
354	Liyu (Carp) Lake	1	0.2%
355	Shin Kong Chao Feng Ranch & Resort	0	
356	Ruisui Hongye Springs	0	
357	Xiuguluan River Rafting Area	0	
358	Wenshan Springs	0	
359	Mukumugi	0	
360	National DongHua University	0	
361	Hualien Seaside Park	0	
362	Whale and Dolphine Watching Tour along East Coast	0	
363	Hualien Sugar Factory	0	
364	Shitiping	0	
365	Hualien Tzuchi	0	
366	Mataian Wetland Ecological Park	0	
367	Liushidan Mountain	0	
368	Hualien Cultural Creative Industries Park	0	
369	Taiwan Happy Farm	0	
370	Chihpen	1	0.2%
371	Sanxiantai (Terrace of the Three Immortals)	0	
372	Lu Tao (Green Island)	0	
373	Baxian Cave (Baxiandong)	2	0.5%
374	Xiaoyeliu (Jialulan)	0	
375	Beinan Cultural Park	0	
376	Guanshan Water Park	0	
377	Chulu Pasture	0	
378	Taitung Veterans Farm	0	
379	Lanyu (Orchid Island)	0	
380	National Museum of Prehistory	0	
381	Chengkong Harbor	0	
382	Water Running Up	3	0.7%
383	Dulan Mountain	0	
384	Taitung Forest Park	1	0.2%
385	Mr. Brown Avenue	5	1.1%
386	Luye Gaotai hot air balloon area	0	
387	Duoliang Station	0	

d2_2: d2_2 Your least favorite tourist spot is:

Value	Label	Cases	Percentage
400	Penghu National Scenic Area	0	
401	Jibei Island	0	
402	Qimei Island	0	
410	Cihu (Kinmen)	0	
411	Kinmen National Park	0	
412	Taoshan	0	
413	Guniungtou War Museum	0	
414	Kinmen Folk Culture Village	0	
415	Juguang Tower	0	
416	Taiwu Mountain	0	
417	Kinmen Liquor Factory	0	
418	Wujiang River Estuary	0	
419	Sun Yat-sen Memorial Forest	0	
430	Qinbi Village	0	
431	Bishan Sightseeing Platform	0	
801	Shilin Night Market in Taipei City	50	11.4%
802	Huaxi Street Tourist Night Market in Taipei City	4	0.9%
803	Raohe Street Tourist Night Market in Taipei City	13	3.0%
804	Shida Night Market in Taipei City	3	0.7%
805	Linjiang Street Tourist Night Market in Taipei City	0	
806	Gongguan Night Market in Taipei City	0	
807	Tihwa street Night market in Taipei City	1	0.2%
808	Ningxia Tourist Night Market in Taipei City	9	2.1%
809	Nanjichang Night Market in Taipei City	0	
810	Jingmei Night Market in Taipei City	0	
811	Liaoning Street Night Market in Taipei City	0	
812	Yansan Tourist Night Market in Taipei City	0	
813	Other Night Markets in Taipei City	1	0.2%
815	Yonghe Lehua Night Market in New Taipei City	0	
816	Banciao Nanya Night Market n New Taipei City	0	
817	Sinjhuang Night Market in New Taipei City	0	
818	Jhonghe Singnan Night Market in New Taipei City	0	
819	Fuda Garden Night Market in New Taipei City	0	
820	Sanho Night Market in Sanchong District,New Taipei City	0	
821	Other Night Markets in New Taipei City	0	
825	Keelung Miaokou Tourist Night Market	0	
826	Other Night Markets in Keelung City	0	
830	Jhongli Sinmin Night Market in Jhongli district ,Taoyuan	1	0.2%
831	Taoyuan Tourist Night Market	0	
832	Other Night Markets in Taoyuan City	0	
834	Chenghuang Temple Night Market in Hsinchu City	0	
835	Other Night Markets in Hsinchu City	0	
838	Night Markets in Hsinchu County	0	
840	Night Markets in Miaoli County	0	
843	Fongjia Night Market in Taichung City	6	1.4%

# d2_2: d2_2 Your least favorite tourist spot is:			
Value	Label	Cases	Percentage
844	Jhonghua Night Market in Taichung City	0	
845	Yizhong Street Night Market in Taichung City	0	
846	Other Night Markets in Taichung City	0	
849	Night Market in Nantou County	0	
851	Night Markets in Changhua County	0	
853	Night Markets in Yunlin County	0	
855	Wenhua Rd. Night Market in Chiayi City	0	
856	Other Night Markets in Chiayi City	0	
858	Night Markets in Chiayi County	0	
860	Siaobei Rd. Night Market in Tainan City	0	
861	Huayuan Night Market in Tainan City	0	
862	Other Night Markets in Tainan City	0	
863	Other Night Markets in Tainan City	0	
865	Liuhe(2nd Rd.) Night Market in Kaohsiung City	5	1.1%
866	Sinsing Night Market in Kaohsiung City	0	
867	Rueifong Night Market in Kaohsiung City	1	0.2%
868	Jin-Zuan Night Market in Kaohsiung City	0	
869	Kaisyuan Night Market in Kaohsiung City	0	
870	Other Night Markets in Kaohsiung City	1	0.2%
871	Minzu Rd. Night Market in Pingtung County	0	
872	Other Night Markets in Pingtung County	0	
874	Luodong Night Market in Yilan County	1	0.2%
875	Other Night Markets in Yilan County	0	
877	Nanbin Night Market in Hualien County	0	
878	Dongdamen Night Market in Hualien County	0	
879	Huayuan Night Market in Hualien County	0	
880	Night Markets in Taitung County	0	
883	Night Markets in Penghu County	0	
885	Night Markets in Kinmen County	0	
Sysmiss		6786	
Warning: these figures indicate the number of cases found in the data file. They cannot be interpreted as summary statistics of the population of interest.			
# d3a: d3a Please rate your level of satisfaction with the means of public transportation in Taiwan: High Speed Rail			
Information	[Type= discrete] [Format=numeric] [Range= 0-5] [Missing=*]		
Statistics [NW/ W]	[Valid=7225 /-] [Invalid=0 /-]		
Value	Label	Cases	Percentage
0	No experience	6007	83.1%
1	Very dissatisfied	0	
2	Dissatisfied	2	0.0%
3	Neutral	23	0.3%
4	Satisfied	330	4.6%
5	Very satisfied	863	11.9%
Warning: these figures indicate the number of cases found in the data file. They cannot be interpreted as summary statistics of the population of interest.			
# d3b: d3b Please rate your level of satisfaction with the means of public transportation in Taiwan: Train			
Information	[Type= discrete] [Format=numeric] [Range= 0-5] [Missing=*]		

# d3b: d3b Please rate your level of satisfaction with the means of public transportation in Taiwan: Train			
Statistics [NW/ W]		[Valid=7225 /-] [Invalid=0 /-]	
Value	Label	Cases	Percentage
0	No experience	5299	<div><div></div></div> 73.3%
1	Very dissatisfied	0	
2	Dissatisfied	12	<div><div></div></div> 0.2%
3	Neutral	113	<div><div></div></div> 1.6%
4	Satisfied	688	<div><div></div></div> 9.5%
5	Very satisfied	1113	<div><div></div></div> 15.4%
Warning: these figures indicate the number of cases found in the data file. They cannot be interpreted as summary statistics of the population of interest.			
# d3c: d3c Please rate your level of satisfaction with the means of public transportation in Taiwan: MRT			
Information		[Type= discrete] [Format=numeric] [Range= 0-5] [Missing=*]	
Statistics [NW/ W]		[Valid=7225 /-] [Invalid=0 /-]	
Value	Label	Cases	Percentage
0	No experience	2601	<div><div></div></div> 36.0%
1	Very dissatisfied	0	
2	Dissatisfied	4	<div><div></div></div> 0.1%
3	Neutral	104	<div><div></div></div> 1.4%
4	Satisfied	1462	<div><div></div></div> 20.2%
5	Very satisfied	3054	<div><div></div></div> 42.3%
Warning: these figures indicate the number of cases found in the data file. They cannot be interpreted as summary statistics of the population of interest.			
# d3d: d3d Please rate your level of satisfaction with the means of public transportation in Taiwan: Airplane			
Information		[Type= discrete] [Format=numeric] [Range= 0-5] [Missing=*]	
Statistics [NW/ W]		[Valid=7225 /-] [Invalid=0 /-]	
Value	Label	Cases	Percentage
0	No experience	7202	<div><div></div></div> 99.7%
1	Very dissatisfied	0	
2	Dissatisfied	0	
3	Neutral	3	<div><div></div></div> 0.0%
4	Satisfied	11	<div><div></div></div> 0.2%
5	Very satisfied	9	<div><div></div></div> 0.1%
Warning: these figures indicate the number of cases found in the data file. They cannot be interpreted as summary statistics of the population of interest.			
# d3e: d3e Please rate your level of satisfaction with the means of public transportation in Taiwan: Coach			
Information		[Type= discrete] [Format=numeric] [Range= 0-5] [Missing=*]	
Statistics [NW/ W]		[Valid=7225 /-] [Invalid=0 /-]	
Value	Label	Cases	Percentage
0	No experience	5694	<div><div></div></div> 78.8%
1	Very dissatisfied	0	
2	Dissatisfied	4	<div><div></div></div> 0.1%
3	Neutral	58	<div><div></div></div> 0.8%
4	Satisfied	488	<div><div></div></div> 6.8%
5	Very satisfied	981	<div><div></div></div> 13.6%
Warning: these figures indicate the number of cases found in the data file. They cannot be interpreted as summary statistics of the population of interest.			

# d3f: d3f Please rate your level of satisfaction with the means of public transportation in Taiwan: Bus			
Information	[Type= discrete] [Format=numeric] [Range= 0-5] [Missing=*]		
Statistics [NW/ W]	[Valid=7225 /-] [Invalid=0 /-]		
Value	Label	Cases	Percentage
0	No experience	4651	<div><div></div></div> 64.4%
1	Very dissatisfied	3	0.0%
2	Dissatisfied	32	0.4%
3	Neutral	279	3.9%
4	Satisfied	892	12.3%
5	Very satisfied	1368	18.9%
Warning: these figures indicate the number of cases found in the data file. They cannot be interpreted as summary statistics of the population of interest.			
# d3g: d3g Please rate your level of satisfaction with the means of public transportation in Taiwan: Taxi			
Information	[Type= discrete] [Format=numeric] [Range= 0-5] [Missing=*]		
Statistics [NW/ W]	[Valid=7225 /-] [Invalid=0 /-]		
Value	Label	Cases	Percentage
0	No experience	2742	<div><div></div></div> 38.0%
1	Very dissatisfied	2	0.0%
2	Dissatisfied	37	0.5%
3	Neutral	393	5.4%
4	Satisfied	1586	22.0%
5	Very satisfied	2465	34.1%
Warning: these figures indicate the number of cases found in the data file. They cannot be interpreted as summary statistics of the population of interest.			
# d3h: d3h Please rate your level of satisfaction with the means of public transportation in Taiwan: Ferry			
Information	[Type= discrete] [Format=numeric] [Range= 0-5] [Missing=*]		
Statistics [NW/ W]	[Valid=7225 /-] [Invalid=0 /-]		
Value	Label	Cases	Percentage
0	No experience	5964	<div><div></div></div> 82.5%
1	Very dissatisfied	1	0.0%
2	Dissatisfied	2	0.0%
3	Neutral	47	0.7%
4	Satisfied	430	6.0%
5	Very satisfied	781	10.8%
Warning: these figures indicate the number of cases found in the data file. They cannot be interpreted as summary statistics of the population of interest.			
# d3i: d3i Please rate your level of satisfaction with the means of public transportation in Taiwan: Public bicycle			
Information	[Type= discrete] [Format=numeric] [Range= 0-5] [Missing=*]		
Statistics [NW/ W]	[Valid=7225 /-] [Invalid=0 /-]		
Value	Label	Cases	Percentage
0	No experience	7029	<div><div></div></div> 97.3%
1	Very dissatisfied	0	
2	Dissatisfied	1	0.0%
3	Neutral	7	0.1%
4	Satisfied	55	0.8%
5	Very satisfied	133	1.8%
Warning: these figures indicate the number of cases found in the data file. They cannot be interpreted as summary statistics of the population of interest.			

# d3j: d3j Please rate your level of satisfaction with the means of public transportation in Taiwan: Car Rental			
Information		[Type= discrete] [Format=numeric] [Range= 0-5] [Missing=*]	
Statistics [NW/ W]		[Valid=7225 /-] [Invalid=0 /-]	
Value	Label	Cases	Percentage
0	No experience	7035	<div></div> 97.4%
1	Very dissatisfied	0	
2	Dissatisfied	1	<div></div> 0.0%
3	Neutral	3	<div></div> 0.0%
4	Satisfied	36	<div></div> 0.5%
5	Very satisfied	150	<div></div> 2.1%
Warning: these figures indicate the number of cases found in the data file. They cannot be interpreted as summary statistics of the population of interest.			

# d3k: d3k Please rate your level of satisfaction with the means of public transportation in Taiwan: Other			
Information	[Type= discrete] [Format=numeric] [Range= 0-5] [Missing=*]		
Statistics [NW/ W]	[Valid=7225 /-] [Invalid=0 /-]		
Value	Label	Cases	Percentage
0	No experience	6667	<div><div></div></div> 92.3%
1	Very dissatisfied	5	<div><div></div></div> 0.1%
2	Dissatisfied	2	<div><div></div></div> 0.0%
3	Neutral	23	<div><div></div></div> 0.3%
4	Satisfied	128	<div><div></div></div> 1.8%
5	Very satisfied	400	<div><div></div></div> 5.5%
Warning: these figures indicate the number of cases found in the data file. They cannot be interpreted as summary statistics of the population of interest.			
# d4_1: d4_1 Where did you stay during this visit to Taiwan? Hotels			
Information	[Type= discrete] [Format=numeric] [Range= 0-1] [Missing=*]		
Statistics [NW/ W]	[Valid=7225 /-] [Invalid=0 /-]		
Value	Label	Cases	Percentage
0	No	1532	<div><div></div></div> 21.2%
1	Yes	5693	<div><div></div></div> 78.8%
Warning: these figures indicate the number of cases found in the data file. They cannot be interpreted as summary statistics of the population of interest.			
# d4_1a: d4_1a Hotel type			
Information	[Type= discrete] [Format=numeric] [Range= 3-5] [Missing=*]		
Statistics [NW/ W]	[Valid=5693 /-] [Invalid=1532 /-]		
Value	Label	Cases	Percentage
3	General Hotel	4329	<div><div></div></div> 76.0%
4	General Turist Hotel	352	<div><div></div></div> 6.2%
5	International Turist Hotel	1012	<div><div></div></div> 17.8%
Sysmiss		1532	
Warning: these figures indicate the number of cases found in the data file. They cannot be interpreted as summary statistics of the population of interest.			
# d4_1b: d4_1b Star-rated hotel			
Information	[Type= discrete] [Format=numeric] [Range= 0-5] [Missing=*]		
Statistics [NW/ W]	[Valid=5693 /-] [Invalid=1532 /-]		
Value	Label	Cases	Percentage
0	Not Apply	3903	<div><div></div></div> 68.6%
1	One-Star Hotel	11	<div><div></div></div> 0.2%
2	Two-Star Hotel	162	<div><div></div></div> 2.8%
3	Three-Star Hotel	393	<div><div></div></div> 6.9%
4	Four-Star Hotel	363	<div><div></div></div> 6.4%
5	Five-Star Hotel	861	<div><div></div></div> 15.1%
Sysmiss		1532	
Warning: these figures indicate the number of cases found in the data file. They cannot be interpreted as summary statistics of the population of interest.			
# d4_1c: d4_1c How do you rate Hotel?			
Information	[Type= discrete] [Format=numeric] [Range= 1-5] [Missing=*]		
Statistics [NW/ W]	[Valid=5693 /-] [Invalid=1532 /-]		
Value	Label	Cases	Percentage
1	Very dissatisfied	16	<div><div></div></div> 0.3%

# d4_1c: d4_1c How do you rate Hotel?			
Value	Label	Cases	Percentage
2	Dissatisfied	63	1.1%
3	Neutral	640	11.2%
4	Satisfied	2357	41.4%
5	Very satisfied	2617	46.0%
Sysmiss		1532	
Warning: these figures indicate the number of cases found in the data file. They cannot be interpreted as summary statistics of the population of interest.			
# d4_2: d4_2 Where did you stay during this visit to Taiwan? Guest houses (or B&B)			
Information	[Type= discrete] [Format=numeric] [Range= 0-1] [Missing=*]		
Statistics [NW/ W]	[Valid=7225 /-] [Invalid=0 /-]		
Value	Label	Cases	Percentage
0	No	6993	96.8%
1	Yes	232	3.2%
Warning: these figures indicate the number of cases found in the data file. They cannot be interpreted as summary statistics of the population of interest.			
# d4_2a: d4_2a How do you rate Guest houses?			
Information	[Type= discrete] [Format=numeric] [Range= 1-5] [Missing=*]		
Statistics [NW/ W]	[Valid=232 /-] [Invalid=6993 /-]		
Value	Label	Cases	Percentage
1	Very dissatisfied	1	0.4%
2	Dissatisfied	4	1.7%
3	Neutral	14	6.0%
4	Satisfied	88	37.9%
5	Very satisfied	125	53.9%
Sysmiss		6993	
Warning: these figures indicate the number of cases found in the data file. They cannot be interpreted as summary statistics of the population of interest.			
# d4_3: d4_3 Where did you stay during this visit to Taiwan? The home of relatives or friends			
Information	[Type= discrete] [Format=numeric] [Range= 0-1] [Missing=*]		
Statistics [NW/ W]	[Valid=7225 /-] [Invalid=0 /-]		
Value	Label	Cases	Percentage
0	No	6511	90.1%
1	Yes	714	9.9%
Warning: these figures indicate the number of cases found in the data file. They cannot be interpreted as summary statistics of the population of interest.			
# d4_4: d4_4 Where did you stay during this visit to Taiwan? Dormitory			
Information	[Type= discrete] [Format=numeric] [Range= 0-1] [Missing=*]		
Statistics [NW/ W]	[Valid=7225 /-] [Invalid=0 /-]		
Value	Label	Cases	Percentage
0	No	7178	99.3%
1	Yes	47	0.7%
Warning: these figures indicate the number of cases found in the data file. They cannot be interpreted as summary statistics of the population of interest.			
# d4_5: d4_5 Where did you stay during this visit to Taiwan? Rental apartments			
Information	[Type= discrete] [Format=numeric] [Range= 0-1] [Missing=*]		
Statistics [NW/ W]	[Valid=7225 /-] [Invalid=0 /-]		

# d4_5: d4_5 Where did you stay during this visit to Taiwan? Rental apartments			
Value	Label	Cases	Percentage
0	No	7072	<div><div></div></div> 97.9%
1	Yes	153	<div><div></div></div> 2.1%
Warning: these figures indicate the number of cases found in the data file. They cannot be interpreted as summary statistics of the population of interest.			
# d4_6: d4_6 Where did you stay during this visit to Taiwan? Temples, seminaries, or churches			
Information		[Type= discrete] [Format=numeric] [Range= 0-1] [Missing=*]	
Statistics [NW/ W]		[Valid=7225 /-] [Invalid=0 /-]	
Value	Label	Cases	Percentage
0	No	7210	<div><div></div></div> 99.8%
1	Yes	15	<div><div></div></div> 0.2%
Warning: these figures indicate the number of cases found in the data file. They cannot be interpreted as summary statistics of the population of interest.			
# d4_7: d4_7 Where did you stay during this visit to Taiwan? Others			
Information		[Type= discrete] [Format=numeric] [Range= 0-1] [Missing=*]	
Statistics [NW/ W]		[Valid=7225 /-] [Invalid=0 /-]	
Value	Label	Cases	Percentage
0	No	6642	<div><div></div></div> 91.9%
1	Yes	583	<div><div></div></div> 8.1%
Warning: these figures indicate the number of cases found in the data file. They cannot be interpreted as summary statistics of the population of interest.			
# d5: d5 Will you visit Taiwan again?			
Information		[Type= discrete] [Format=numeric] [Range= 1-2] [Missing=*]	
Statistics [NW/ W]		[Valid=7225 /-] [Invalid=0 /-]	
Value	Label	Cases	Percentage
1	Yes	7143	<div><div></div></div> 98.9%
2	No	82	<div><div></div></div> 1.1%
Warning: these figures indicate the number of cases found in the data file. They cannot be interpreted as summary statistics of the population of interest.			
# d5_1: d5_1 Yes, The main reason is			
Information		[Type= discrete] [Format=numeric] [Range= 1-7] [Missing=*]	
Statistics [NW/ W]		[Valid=7143 /-] [Invalid=82 /-]	
Value	Label	Cases	Percentage
1	Sightseeing	5478	<div><div></div></div> 76.7%
2	Business	692	<div><div></div></div> 9.7%
3	International Conference or Exhibition	36	<div><div></div></div> 0.5%
4	Visiting friends or relatives	850	<div><div></div></div> 11.9%
5	Studies	24	<div><div></div></div> 0.3%
6	Medical Treatment	15	<div><div></div></div> 0.2%
7	Others	48	<div><div></div></div> 0.7%
Sysmiss		82	
Warning: these figures indicate the number of cases found in the data file. They cannot be interpreted as summary statistics of the population of interest.			
# d6: d6 Will you recommend friends or relatives to visit Taiwan?			
Information		[Type= discrete] [Format=numeric] [Range= 1-2] [Missing=*]	
Statistics [NW/ W]		[Valid=7225 /-] [Invalid=0 /-]	

# d6: d6 Will you recommend friends or relatives to visit Taiwan?			
Value	Label	Cases	Percentage
1	Yes	7186	<div><div></div></div> 99.5%
2	No	39	<div><div></div></div> 0.5%
Warning: these figures indicate the number of cases found in the data file. They cannot be interpreted as summary statistics of the population of interest.			
# d7_1_1: d7_1_1 How do you rate your satisfaction with the experiences you had during your stay in Taiwan:1.Convenience(1)Efficiency of applying for a visa			
Information	[Type= discrete] [Format=numeric] [Range= 0-5] [Missing=*]		
Statistics [NW/ W]	[Valid=7225 /-] [Invalid=0 /-]		
Value	Label	Cases	Percentage
0	No experience	3775	<div><div></div></div> 52.2%
1	Very dissatisfied	20	<div><div></div></div> 0.3%
2	Dissatisfied	88	<div><div></div></div> 1.2%
3	Neutral	293	<div><div></div></div> 4.1%
4	Satisfied	1143	<div><div></div></div> 15.8%
5	Very satisfied	1906	<div><div></div></div> 26.4%
Warning: these figures indicate the number of cases found in the data file. They cannot be interpreted as summary statistics of the population of interest.			
# d7_1_2: d7_1_2 How do you rate your satisfaction with the experiences you had during your stay in Taiwan:1.Convenience(2)International transportation to Taiwan(Ease of obtaining tickets, flight times, etc.)			
Information	[Type= discrete] [Format=numeric] [Range= 1-5] [Missing=*]		
Statistics [NW/ W]	[Valid=7225 /-] [Invalid=0 /-]		
Value	Label	Cases	Percentage
1	Very dissatisfied	3	<div><div></div></div> 0.0%
2	Dissatisfied	21	<div><div></div></div> 0.3%
3	Neutral	276	<div><div></div></div> 3.8%
4	Satisfied	2719	<div><div></div></div> 37.6%
5	Very satisfied	4206	<div><div></div></div> 58.2%
Warning: these figures indicate the number of cases found in the data file. They cannot be interpreted as summary statistics of the population of interest.			
# d7_1_3: d7_1_3 How do you rate your satisfaction with the experiences you had during your stay in Taiwan:1.Convenience(3)Communication facilities(Int'l public telephone, the Internet)			
Information	[Type= discrete] [Format=numeric] [Range= 0-5] [Missing=*]		
Statistics [NW/ W]	[Valid=7225 /-] [Invalid=0 /-]		
Value	Label	Cases	Percentage
0	No experience	826	<div><div></div></div> 11.4%
1	Very dissatisfied	36	<div><div></div></div> 0.5%
2	Dissatisfied	80	<div><div></div></div> 1.1%
3	Neutral	562	<div><div></div></div> 7.8%
4	Satisfied	2576	<div><div></div></div> 35.7%
5	Very satisfied	3145	<div><div></div></div> 43.5%
Warning: these figures indicate the number of cases found in the data file. They cannot be interpreted as summary statistics of the population of interest.			
# d7_1_3a: d7_1_3a How do you rate your satisfaction with the experiences you had during your stay in Taiwan:1.Convenience(3A)iTaiwan free wifi			
Information	[Type= discrete] [Format=numeric] [Range= 0-5] [Missing=*]		
Statistics [NW/ W]	[Valid=7225 /-] [Invalid=0 /-]		







d7_1_3a: d7_1_3a How do you rate your satisfaction with the experiences you had during your stay in Taiwan:1.Convenience(3A)iTaiwan free wifi

Value	Label	Cases	Percentage
0	No experience	5556	 76.9%
1	Very dissatisfied	69	 1.0%
2	Dissatisfied	93	 1.3%
3	Neutral	291	 4.0%
4	Satisfied	642	 8.9%
5	Very satisfied	574	 7.9%

Warning: these figures indicate the number of cases found in the data file. They cannot be interpreted as summary statistics of the population of interest.

d7_1_4: d7_1_4 How do you rate your satisfaction with the experiences you had during your stay in Taiwan:1.Convenience(4)Access to tourism information







Information	[Type= discrete] [Format=numeric] [Range= 0-5] [Missing=*]
Statistics [NW/ W]	[Valid=7225 /-] [Invalid=0 /-]

Value	Label	Cases	Percentage
0	No experience	1115	 15.4%
1	Very dissatisfied	5	 0.1%
2	Dissatisfied	28	 0.4%
3	Neutral	423	 5.9%
4	Satisfied	2299	 31.8%
5	Very satisfied	3355	 46.4%

Warning: these figures indicate the number of cases found in the data file. They cannot be interpreted as summary statistics of the population of interest.

d7_1_5: d7_1_5 How do you rate your satisfaction with the experiences you had during your stay in Taiwan:1.Convenience(5)Local transportation






Information	[Type= discrete] [Format=numeric] [Range= 0-5] [Missing=*]
Statistics [NW/ W]	[Valid=7225 /-] [Invalid=0 /-]

Value	Label	Cases	Percentage
0	No experience	206	 2.9%
1	Very dissatisfied	3	 0.0%
2	Dissatisfied	27	 0.4%
3	Neutral	357	 4.9%
4	Satisfied	2793	 38.7%
5	Very satisfied	3839	 53.1%

Warning: these figures indicate the number of cases found in the data file. They cannot be interpreted as summary statistics of the population of interest.
















d7_1_6: d7_1_6 How do you rate your satisfaction with the experiences you had during your stay in Taiwan:1.Convenience(6)Immigration procedures

Information	[Type= discrete] [Format=numeric] [Range= 1-5] [Missing=*]
Statistics [NW/ W]	[Valid=7225 /-] [Invalid=0 /-]

Value	Label	Cases	Percentage
1	Very dissatisfied	113	 1.6%
2	Dissatisfied	289	 4.0%
3	Neutral	823	 11.4%
4	Satisfied	2794	 38.7%
5	Very satisfied	3206	 44.4%

Warning: these figures indicate the number of cases found in the data file. They cannot be interpreted as summary statistics of the population of interest.

# d7_1_7: d7_1_7 How do you rate your satisfaction with the experiences you had during your stay in Taiwan:1.Convenience(7)Customs procedures			
Information	[Type= discrete] [Format=numeric] [Range= 1-5] [Missing=*]		
Statistics [NW/ W]	[Valid=7225 /-] [Invalid=0 /-]		
Value	Label	Cases	Percentage
1	Very dissatisfied	72	1.0%
2	Dissatisfied	178	2.5%
3	Neutral	733	10.1%
4	Satisfied	2861	39.6%
5	Very satisfied	3381	46.8%
Warning: these figures indicate the number of cases found in the data file. They cannot be interpreted as summary statistics of the population of interest.			
# d7_2_1: d7_2_1 How do you rate your satisfaction with the experiences you had during your stay in Taiwan:2.Environment internationalization(1)Clearness of road signs and public facilities signs			
Information	[Type= discrete] [Format=numeric] [Range= 1-5] [Missing=*]		
Statistics [NW/ W]	[Valid=7225 /-] [Invalid=0 /-]		
Value	Label	Cases	Percentage
1	Very dissatisfied	12	0.2%
2	Dissatisfied	125	1.7%
3	Neutral	780	10.8%
4	Satisfied	2797	38.7%
5	Very satisfied	3511	48.6%
Warning: these figures indicate the number of cases found in the data file. They cannot be interpreted as summary statistics of the population of interest.			
# d7_2_2: d7_2_2 How do you rate your satisfaction with the experiences you had during your stay in Taiwan:2.Environment internationalization(2)Access to services in English			
Information	[Type= discrete] [Format=numeric] [Range= 1-5] [Missing=*]		
Statistics [NW/ W]	[Valid=7225 /-] [Invalid=0 /-]		
Value	Label	Cases	Percentage
1	Very dissatisfied	32	0.4%
2	Dissatisfied	212	2.9%
3	Neutral	852	11.8%
4	Satisfied	2545	35.2%
5	Very satisfied	3584	49.6%
Warning: these figures indicate the number of cases found in the data file. They cannot be interpreted as summary statistics of the population of interest.			
# d7_2_3: d7_2_3 How do you rate your satisfaction with the experiences you had during your stay in Taiwan:2.Environment internationalization(3)Friendliness of Taiwan people			
Information	[Type= discrete] [Format=numeric] [Range= 1-5] [Missing=*]		
Statistics [NW/ W]	[Valid=7225 /-] [Invalid=0 /-]		
Value	Label	Cases	Percentage
1	Very dissatisfied	5	0.1%
2	Dissatisfied	20	0.3%
3	Neutral	195	2.7%
4	Satisfied	2218	30.7%
5	Very satisfied	4787	66.3%
Warning: these figures indicate the number of cases found in the data file. They cannot be interpreted as summary statistics of the population of interest.			

# d7_3_1: d7_3_1 How do you rate your satisfaction with the experiences you had during your stay in Taiwan:3.Safety(1)Safety of recreational facilities			
Information	[Type= discrete] [Format=numeric] [Range= 0-5] [Missing=*]		
Statistics [NW/ W]	[Valid=7225 /-] [Invalid=0 /-]		
Value	Label	Cases	Percentage
0	No experience	1218	 16.9%
1	Very dissatisfied	1	0.0%
2	Dissatisfied	8	0.1%
3	Neutral	193	 2.7%
4	Satisfied	2540	 35.2%
5	Very satisfied	3265	 45.2%
Warning: these figures indicate the number of cases found in the data file. They cannot be interpreted as summary statistics of the population of interest.			
# d7_3_2: d7_3_2 How do you rate your satisfaction with the experiences you had during your stay in Taiwan:3.Safety(2)Safety of social environments			
Information	[Type= discrete] [Format=numeric] [Range= 1-5] [Missing=*]		
Statistics [NW/ W]	[Valid=7225 /-] [Invalid=0 /-]		
Value	Label	Cases	Percentage
1	Very dissatisfied	3	0.0%
2	Dissatisfied	12	0.2%
3	Neutral	171	 2.4%
4	Satisfied	2587	 35.8%
5	Very satisfied	4452	 61.6%
Warning: these figures indicate the number of cases found in the data file. They cannot be interpreted as summary statistics of the population of interest.			
# d7_3_3: d7_3_3 How do you rate your satisfaction with the experiences you had during your stay in Taiwan:3.Safety(3)Safety of accommodation facilities			
Information	[Type= discrete] [Format=numeric] [Range= 0-5] [Missing=*]		
Statistics [NW/ W]	[Valid=7225 /-] [Invalid=0 /-]		
Value	Label	Cases	Percentage
0	No experience	225	 3.1%
1	Very dissatisfied	1	0.0%
2	Dissatisfied	5	0.1%
3	Neutral	199	 2.8%
4	Satisfied	2544	 35.2%
5	Very satisfied	4251	 58.8%
Warning: these figures indicate the number of cases found in the data file. They cannot be interpreted as summary statistics of the population of interest.			
# d7_3_4: d7_3_4 How do you rate your satisfaction with the experiences you had during your stay in Taiwan:3.Safety(4)Good public environmental hygiene			
Information	[Type= discrete] [Format=numeric] [Range= 1-5] [Missing=*]		
Statistics [NW/ W]	[Valid=7225 /-] [Invalid=0 /-]		
Value	Label	Cases	Percentage
1	Very dissatisfied	7	0.1%
2	Dissatisfied	144	 2.0%
3	Neutral	777	 10.8%
4	Satisfied	2685	 37.2%
5	Very satisfied	3612	 50.0%

# d7_3_4: d7_3_4 How do you rate your satisfaction with the experiences you had during your stay in Taiwan:3.Safety(4)Good public environmental hygiene			
Warning: these figures indicate the number of cases found in the data file. They cannot be interpreted as summary statistics of the population of interest.			
# d7_3_5: d7_3_5 How do you rate your satisfaction with the experiences you had during your stay in Taiwan:3.Safety(5)Good food hygiene			
Information	[Type= discrete] [Format=numeric] [Range= 1-5] [Missing=*]		
Statistics [NW/ W]	[Valid=7225 /-] [Invalid=0 /-]		
Value	Label	Cases	Percentage
1	Very dissatisfied	11	0.2%
2	Dissatisfied	131	1.8%
3	Neutral	849	11.8%
4	Satisfied	2749	38.0%
5	Very satisfied	3485	48.2%
Warning: these figures indicate the number of cases found in the data file. They cannot be interpreted as summary statistics of the population of interest.			
# d7_4: d7_4 Please rate your overall satisfaction with this trip to Taiwan			
Information	[Type= discrete] [Format=numeric] [Range= 1-5] [Missing=*]		
Statistics [NW/ W]	[Valid=7225 /-] [Invalid=0 /-]		
Value	Label	Cases	Percentage
1	Very dissatisfied	0	
2	Dissatisfied	1	0.0%
3	Neutral	188	2.6%
4	Satisfied	3317	45.9%
5	Very satisfied	3719	51.5%
Warning: these figures indicate the number of cases found in the data file. They cannot be interpreted as summary statistics of the population of interest.			
# d8_1: d8_1 Please indicate your favorite foreign country/area which you have had visited as a tourist for the past 3 years?			
Information	[Type= discrete] [Format=numeric] [Range= 1-10] [Missing=*]		
Statistics [NW/ W]	[Valid=7225 /-] [Invalid=0 /-]		
Value	Label	Cases	Percentage
1	Mainland China	182	2.5%
2	Hong Kong/Macao	335	4.6%
3	Indonesia	84	1.2%
4	Japan	1712	23.7%
5	Korea	366	5.1%
6	Malaysia	129	1.8%
7	Philippines	97	1.3%
8	Singapore	365	5.1%
9	Thailand	691	9.6%
10	None of above	3264	45.2%
Warning: these figures indicate the number of cases found in the data file. They cannot be interpreted as summary statistics of the population of interest.			
# d8_2a_1: d8_2a_1 Why is the chosen country/area your favorite(Check all that apply)?(1)Scenery			
Information	[Type= discrete] [Format=numeric] [Range= 0-1] [Missing=*]		
Statistics [NW/ W]	[Valid=3961 /-] [Invalid=3264 /-]		
Value	Label	Cases	Percentage
0	No	2144	54.1%

# d8_2a_1: d8_2a_1 Why is the chosen country/area your favorite(Check all that apply)?(1)Scenery			
Value	Label	Cases	Percentage
1	Yes	1817	<div><div></div></div> 45.9%
Sysmiss		3264	
Warning: these figures indicate the number of cases found in the data file. They cannot be interpreted as summary statistics of the population of interest.			
# d8_2a_2: d8_2a_2 Why is the chosen country/area your favorite(Check all that apply)?(2)Shopping			
Information	[Type= discrete] [Format=numeric] [Range= 0-1] [Missing=*]		
Statistics [NW/ W]	[Valid=3961 /-] [Invalid=3264 /-]		
Value	Label	Cases	Percentage
0	No	2398	<div><div></div></div> 60.5%
1	Yes	1563	<div><div></div></div> 39.5%
Sysmiss		3264	
Warning: these figures indicate the number of cases found in the data file. They cannot be interpreted as summary statistics of the population of interest.			
# d8_2a_3: d8_2a_3 Why is the chosen country/area your favorite(Check all that apply)?(3)Courmet food or delicious snacks			
Information	[Type= discrete] [Format=numeric] [Range= 0-1] [Missing=*]		
Statistics [NW/ W]	[Valid=3961 /-] [Invalid=3264 /-]		
Value	Label	Cases	Percentage
0	No	2151	<div><div></div></div> 54.3%
1	Yes	1810	<div><div></div></div> 45.7%
Sysmiss		3264	
Warning: these figures indicate the number of cases found in the data file. They cannot be interpreted as summary statistics of the population of interest.			
# d8_2a_4: d8_2a_4 Why is the chosen country/area your favorite(Check all that apply)?(4)Fruits			
Information	[Type= discrete] [Format=numeric] [Range= 0-1] [Missing=*]		
Statistics [NW/ W]	[Valid=3961 /-] [Invalid=3264 /-]		
Value	Label	Cases	Percentage
0	No	3749	<div><div></div></div> 94.6%
1	Yes	212	<div><div></div></div> 5.4%
Sysmiss		3264	
Warning: these figures indicate the number of cases found in the data file. They cannot be interpreted as summary statistics of the population of interest.			
# d8_2a_5: d8_2a_5 Why is the chosen country/area your favorite(Check all that apply)?(5)Flowers			
Information	[Type= discrete] [Format=numeric] [Range= 0-1] [Missing=*]		
Statistics [NW/ W]	[Valid=3961 /-] [Invalid=3264 /-]		
Value	Label	Cases	Percentage
0	No	3915	<div><div></div></div> 98.8%
1	Yes	46	<div><div></div></div> 1.2%
Sysmiss		3264	
Warning: these figures indicate the number of cases found in the data file. They cannot be interpreted as summary statistics of the population of interest.			
# d8_2a_6: d8_2a_6 Why is the chosen country/area your favorite(Check all that apply)?(6)Geographical convenience			
Information	[Type= discrete] [Format=numeric] [Range= 0-1] [Missing=*]		
Statistics [NW/ W]	[Valid=3961 /-] [Invalid=3264 /-]		
Value	Label	Cases	Percentage
0	No	3648	<div><div></div></div> 92.1%
1	Yes	313	<div><div></div></div> 7.9%

# d8_2a_6: d8_2a_6 Why is the chosen country/area your favorite(Check all that apply)?(6)Geographical convenience			
Value	Label	Cases	Percentage
Sysmiss		3264	
Warning: these figures indicate the number of cases found in the data file. They cannot be interpreted as summary statistics of the population of interest.			
# d8_2a_7: d8_2a_7 Why is the chosen country/area your favorite(Check all that apply)?(7)Weather			
Information	[Type= discrete] [Format=numeric] [Range= 0-1] [Missing=*]		
Statistics [NW/ W]	[Valid=3961 /-] [Invalid=3264 /-]		
Value	Label	Cases	Percentage
0	No	3598	90.8%
1	Yes	363	9.2%
Sysmiss		3264	
Warning: these figures indicate the number of cases found in the data file. They cannot be interpreted as summary statistics of the population of interest.			
# d8_2a_8: d8_2a_8 Why is the chosen country/area your favorite(Check all that apply)?(8)Historical relics			
Information	[Type= discrete] [Format=numeric] [Range= 0-1] [Missing=*]		
Statistics [NW/ W]	[Valid=3961 /-] [Invalid=3264 /-]		
Value	Label	Cases	Percentage
0	No	3803	96.0%
1	Yes	158	4.0%
Sysmiss		3264	
Warning: these figures indicate the number of cases found in the data file. They cannot be interpreted as summary statistics of the population of interest.			
# d8_2a_9: d8_2a_9 Why is the chosen country/area your favorite(Check all that apply)?(9)Night life			
Information	[Type= discrete] [Format=numeric] [Range= 0-1] [Missing=*]		
Statistics [NW/ W]	[Valid=3961 /-] [Invalid=3264 /-]		
Value	Label	Cases	Percentage
0	No	3846	97.1%
1	Yes	115	2.9%
Sysmiss		3264	
Warning: these figures indicate the number of cases found in the data file. They cannot be interpreted as summary statistics of the population of interest.			
# d8_2a_10: d8_2a_10 Why is the chosen country/area your favorite(Check all that apply)?(10)Festival activities			
Information	[Type= discrete] [Format=numeric] [Range= 0-1] [Missing=*]		
Statistics [NW/ W]	[Valid=3961 /-] [Invalid=3264 /-]		
Value	Label	Cases	Percentage
0	No	3896	98.4%
1	Yes	65	1.6%
Sysmiss		3264	
Warning: these figures indicate the number of cases found in the data file. They cannot be interpreted as summary statistics of the population of interest.			
# d8_2a_11: d8_2a_11 Why is the chosen country/area your favorite(Check all that apply)?(11)Recreational facilities (e.g. amusement parks, golf course, resort villages)			
Information	[Type= discrete] [Format=numeric] [Range= 0-1] [Missing=*]		
Statistics [NW/ W]	[Valid=3961 /-] [Invalid=3264 /-]		
Value	Label	Cases	Percentage
0	No	3732	94.2%
1	Yes	229	5.8%
Sysmiss		3264	

# d8_2a_11: d8_2a_11 Why is the chosen country/area your favorite(Check all that apply)?(11)Recreational facilities (e.g. amusement parks, golf course, resort villages)			
Warning: these figures indicate the number of cases found in the data file. They cannot be interpreted as summary statistics of the population of interest.			
# d8_2a_12: d8_2a_12 Why is the chosen country/area your favorite(Check all that apply)?(12)Health care			
Information	[Type= discrete] [Format=numeric] [Range= 0-1] [Missing=*]		
Statistics [NW/ W]	[Valid=3961 /-] [Invalid=3264 /-]		
Value	Label	Cases	Percentage
0	No	3940	<div><div></div></div> 99.5%
1	Yes	21	<div><div></div></div> 0.5%
Sysmiss		3264	
Warning: these figures indicate the number of cases found in the data file. They cannot be interpreted as summary statistics of the population of interest.			
# d8_2a_13: d8_2a_13 Why is the chosen country/area your favorite(Check all that apply)?(13)Customs and culture			
Information	[Type= discrete] [Format=numeric] [Range= 0-1] [Missing=*]		
Statistics [NW/ W]	[Valid=3961 /-] [Invalid=3264 /-]		
Value	Label	Cases	Percentage
0	No	3528	<div><div></div></div> 89.1%
1	Yes	433	<div><div></div></div> 10.9%
Sysmiss		3264	
Warning: these figures indicate the number of cases found in the data file. They cannot be interpreted as summary statistics of the population of interest.			
# d8_2a_14: d8_2a_14 Why is the chosen country/area your favorite(Check all that apply)?(14)Friendliness of the people			
Information	[Type= discrete] [Format=numeric] [Range= 0-1] [Missing=*]		
Statistics [NW/ W]	[Valid=3961 /-] [Invalid=3264 /-]		
Value	Label	Cases	Percentage
0	No	3605	<div><div></div></div> 91.0%
1	Yes	356	<div><div></div></div> 9.0%
Sysmiss		3264	
Warning: these figures indicate the number of cases found in the data file. They cannot be interpreted as summary statistics of the population of interest.			
# d8_2a_15: d8_2a_15 Why is the chosen country/area your favorite(Check all that apply)?(15)Safe social environment			
Information	[Type= discrete] [Format=numeric] [Range= 0-1] [Missing=*]		
Statistics [NW/ W]	[Valid=3961 /-] [Invalid=3264 /-]		
Value	Label	Cases	Percentage
0	No	3561	<div><div></div></div> 89.9%
1	Yes	400	<div><div></div></div> 10.1%
Sysmiss		3264	
Warning: these figures indicate the number of cases found in the data file. They cannot be interpreted as summary statistics of the population of interest.			
# d8_2a_16: d8_2a_16 Why is the chosen country/area your favorite(Check all that apply)?(16)Democracy			
Information	[Type= discrete] [Format=numeric] [Range= 0-1] [Missing=*]		
Statistics [NW/ W]	[Valid=3961 /-] [Invalid=3264 /-]		
Value	Label	Cases	Percentage
0	No	3944	<div><div></div></div> 99.6%
1	Yes	17	<div><div></div></div> 0.4%
Sysmiss		3264	
Warning: these figures indicate the number of cases found in the data file. They cannot be interpreted as summary statistics of the population of interest.			

# d8_2a_17: d8_2a_17 Why is the chosen country/area your favorite(Check all that apply)?(17)Others			
Information		[Type= discrete] [Format=numeric] [Range= 0-1] [Missing=*]	
Statistics [NW/ W]		[Valid=3961 /-] [Invalid=3264 /-]	
Value	Label	Cases	Percentage
0	No	3422	<div></div> 86.4%
1	Yes	539	<div></div> 13.6%
Sysmiss		3264	
<i>Warning: these figures indicate the number of cases found in the data file. They cannot be interpreted as summary statistics of the population of interest.</i>			

# d8_2b_1: d8_2b_1 According to your experience during this visit, Taiwan is superior to(Check all that apply): (1)Scenery			
Information	[Type= discrete] [Format=numeric] [Range= 0-1] [Missing=*]		
Statistics [NW/ W]	[Valid=3961 /-] [Invalid=3264 /-]		
Value	Label	Cases	Percentage
0	No	3235	<div><div></div></div> 81.7%
1	Yes	726	<div><div></div></div> 18.3%
Sysmiss		3264	
Warning: these figures indicate the number of cases found in the data file. They cannot be interpreted as summary statistics of the population of interest.			
# d8_2b_2: d8_2b_2 According to your experience during this visit, Taiwan is superior to(Check all that apply): (2)Shopping			
Information	[Type= discrete] [Format=numeric] [Range= 0-1] [Missing=*]		
Statistics [NW/ W]	[Valid=3961 /-] [Invalid=3264 /-]		
Value	Label	Cases	Percentage
0	No	3751	<div><div></div></div> 94.7%
1	Yes	210	<div><div></div></div> 5.3%
Sysmiss		3264	
Warning: these figures indicate the number of cases found in the data file. They cannot be interpreted as summary statistics of the population of interest.			
# d8_2b_3: d8_2b_3 According to your experience during this visit, Taiwan is superior to(Check all that apply): (3)Courmet food or delicious snacks			
Information	[Type= discrete] [Format=numeric] [Range= 0-1] [Missing=*]		
Statistics [NW/ W]	[Valid=3961 /-] [Invalid=3264 /-]		
Value	Label	Cases	Percentage
0	No	2712	<div><div></div></div> 68.5%
1	Yes	1249	<div><div></div></div> 31.5%
Sysmiss		3264	
Warning: these figures indicate the number of cases found in the data file. They cannot be interpreted as summary statistics of the population of interest.			
# d8_2b_4: d8_2b_4 According to your experience during this visit, Taiwan is superior to(Check all that apply): (4)Fruits			
Information	[Type= discrete] [Format=numeric] [Range= 0-1] [Missing=*]		
Statistics [NW/ W]	[Valid=3961 /-] [Invalid=3264 /-]		
Value	Label	Cases	Percentage
0	No	3602	<div><div></div></div> 90.9%
1	Yes	359	<div><div></div></div> 9.1%
Sysmiss		3264	
Warning: these figures indicate the number of cases found in the data file. They cannot be interpreted as summary statistics of the population of interest.			
# d8_2b_5: d8_2b_5 According to your experience during this visit, Taiwan is superior to(Check all that apply): (5)Flowers			
Information	[Type= discrete] [Format=numeric] [Range= 0-1] [Missing=*]		
Statistics [NW/ W]	[Valid=3961 /-] [Invalid=3264 /-]		
Value	Label	Cases	Percentage
0	No	3951	<div><div></div></div> 99.7%
1	Yes	10	<div><div></div></div> 0.3%
Sysmiss		3264	
Warning: these figures indicate the number of cases found in the data file. They cannot be interpreted as summary statistics of the population of interest.			

d8_2b_6: d8_2b_6 According to your experience during this visit, Taiwan is superior to(Check all that apply):
(6)Geographical convenience

Information	[Type= discrete] [Format=numeric] [Range= 0-1] [Missing=*]		
Statistics [NW/ W]	[Valid=3961 /-] [Invalid=3264 /-]		
Value	Label	Cases	Percentage
0	No	3843	<div></div> 97.0%
1	Yes	118	<div></div> 3.0%
Sysmiss		3264	
Warning: these figures indicate the number of cases found in the data file. They cannot be interpreted as summary statistics of the population of interest.			

d8_2b_7: d8_2b_7 According to your experience during this visit, Taiwan is superior to(Check all that apply):
(7)Weather

Information	[Type= discrete] [Format=numeric] [Range= 0-1] [Missing=*]		
Statistics [NW/ W]	[Valid=3961 /-] [Invalid=3264 /-]		
Value	Label	Cases	Percentage
0	No	3863	<div></div> 97.5%
1	Yes	98	<div></div> 2.5%
Sysmiss		3264	
Warning: these figures indicate the number of cases found in the data file. They cannot be interpreted as summary statistics of the population of interest.			

d8_2b_8: d8_2b_8 According to your experience during this visit, Taiwan is superior to(Check all that apply):
(8)Historical relics

Information	[Type= discrete] [Format=numeric] [Range= 0-1] [Missing=*]		
Statistics [NW/ W]	[Valid=3961 /-] [Invalid=3264 /-]		
Value	Label	Cases	Percentage
0	No	3837	<div></div> 96.9%
1	Yes	124	<div></div> 3.1%
Sysmiss		3264	
Warning: these figures indicate the number of cases found in the data file. They cannot be interpreted as summary statistics of the population of interest.			

d8_2b_9: d8_2b_9 According to your experience during this visit, Taiwan is superior to(Check all that apply):
(9)Night life

Information	[Type= discrete] [Format=numeric] [Range= 0-1] [Missing=*]		
Statistics [NW/ W]	[Valid=3961 /-] [Invalid=3264 /-]		
Value	Label	Cases	Percentage
0	No	3883	<div></div> 98.0%
1	Yes	78	<div></div> 2.0%
Sysmiss		3264	
Warning: these figures indicate the number of cases found in the data file. They cannot be interpreted as summary statistics of the population of interest.			

d8_2b_10: d8_2b_10 According to your experience during this visit, Taiwan is superior to(Check all that apply):
(10)Festival activities

Information	[Type= discrete] [Format=numeric] [Range= 0-1] [Missing=*]		
Statistics [NW/ W]	[Valid=3961 /-] [Invalid=3264 /-]		
Value	Label	Cases	Percentage
0	No	3944	<div></div> 99.6%
1	Yes	17	<div></div> 0.4%
Sysmiss		3264	
Warning: these figures indicate the number of cases found in the data file. They cannot be interpreted as summary statistics of the population of interest.			

# d8_2b_11: d8_2b_11 According to your experience during this visit, Taiwan is superior to(Check all that apply): (11)Recreational facilities (e.g. amusement parks, golf course, resort villages)			
Information	[Type= discrete] [Format=numeric] [Range= 0-1] [Missing=*]		
Statistics [NW/ W]	[Valid=3961 /-] [Invalid=3264 /-]		
Value	Label	Cases	Percentage
0	No	3942	<div><div></div></div> 99.5%
1	Yes	19	<div><div></div></div> 0.5%
Sysmiss		3264	
Warning: these figures indicate the number of cases found in the data file. They cannot be interpreted as summary statistics of the population of interest.			
# d8_2b_12: d8_2b_12 According to your experience during this visit, Taiwan is superior to(Check all that apply): (12)Health care			
Information	[Type= discrete] [Format=numeric] [Range= 0-1] [Missing=*]		
Statistics [NW/ W]	[Valid=3961 /-] [Invalid=3264 /-]		
Value	Label	Cases	Percentage
0	No	3945	<div><div></div></div> 99.6%
1	Yes	16	<div><div></div></div> 0.4%
Sysmiss		3264	
Warning: these figures indicate the number of cases found in the data file. They cannot be interpreted as summary statistics of the population of interest.			
# d8_2b_13: d8_2b_13 According to your experience during this visit, Taiwan is superior to(Check all that apply): (13)Customs and culture			
Information	[Type= discrete] [Format=numeric] [Range= 0-1] [Missing=*]		
Statistics [NW/ W]	[Valid=3961 /-] [Invalid=3264 /-]		
Value	Label	Cases	Percentage
0	No	3706	<div><div></div></div> 93.6%
1	Yes	255	<div><div></div></div> 6.4%
Sysmiss		3264	
Warning: these figures indicate the number of cases found in the data file. They cannot be interpreted as summary statistics of the population of interest.			
# d8_2b_14: d8_2b_14 According to your experience during this visit, Taiwan is superior to(Check all that apply): (14)Friendliness of the people			
Information	[Type= discrete] [Format=numeric] [Range= 0-1] [Missing=*]		
Statistics [NW/ W]	[Valid=3961 /-] [Invalid=3264 /-]		
Value	Label	Cases	Percentage
0	No	2493	<div><div></div></div> 62.9%
1	Yes	1468	<div><div></div></div> 37.1%
Sysmiss		3264	
Warning: these figures indicate the number of cases found in the data file. They cannot be interpreted as summary statistics of the population of interest.			
# d8_2b_15: d8_2b_15 According to your experience during this visit, Taiwan is superior to(Check all that apply): (15)Safe social environment			
Information	[Type= discrete] [Format=numeric] [Range= 0-1] [Missing=*]		
Statistics [NW/ W]	[Valid=3961 /-] [Invalid=3264 /-]		
Value	Label	Cases	Percentage
0	No	3704	<div><div></div></div> 93.5%
1	Yes	257	<div><div></div></div> 6.5%
Sysmiss		3264	
Warning: these figures indicate the number of cases found in the data file. They cannot be interpreted as summary statistics of the population of interest.			

d8_2b_16: d8_2b_16 According to your experience during this visit, Taiwan is superior to(Check all that apply):
(16)Democracy

Information

[Type= discrete] [Format=numeric] [Range= 0-1] [Missing=*]

Statistics [NW/ W]

[Valid=3961 /-] [Invalid=3264 /-]

Value	Label	Cases	Percentage
0	No	3933	<div></div> 99.3%
1	Yes	28	<div></div> 0.7%
Sysmiss		3264	

Warning: these figures indicate the number of cases found in the data file. They cannot be interpreted as summary statistics of the population of interest.

d8_2b_17: d8_2b_17 According to your experience during this visit, Taiwan is superior to(Check all that apply):
(17)Others

Information

[Type= discrete] [Format=numeric] [Range= 0-1] [Missing=*]

Statistics [NW/ W]

[Valid=3961 /-] [Invalid=3264 /-]

Value	Label	Cases	Percentage
0	No	2540	<div></div> 64.1%
1	Yes	1421	<div></div> 35.9%
Sysmiss		3264	

Warning: these figures indicate the number of cases found in the data file. They cannot be interpreted as summary statistics of the population of interest.

d9_1: d9_1 Which part of Taiwan has given you the deepest impression(Check all that apply)?(1)Gourmet food

Information

[Type= discrete] [Format=numeric] [Range= 0-1] [Missing=*]

Statistics [NW/ W]

[Valid=7225 /-] [Invalid=0 /-]

Value	Label	Cases	Percentage
0	No	3229	<div></div> 44.7%
1	Yes	3996	<div></div> 55.3%

Warning: these figures indicate the number of cases found in the data file. They cannot be interpreted as summary statistics of the population of interest.

d9_2: d9_2 Which part of Taiwan has given you the deepest impression(Check all that apply)?(2)Coastal view

Information

[Type= discrete] [Format=numeric] [Range= 0-1] [Missing=*]

Statistics [NW/ W]

[Valid=7225 /-] [Invalid=0 /-]

Value	Label	Cases	Percentage
0	No	5372	<div></div> 74.4%
1	Yes	1853	<div></div> 25.6%

Warning: these figures indicate the number of cases found in the data file. They cannot be interpreted as summary statistics of the population of interest.

d9_3: d9_3 Which part of Taiwan has given you the deepest impression(Check all that apply)?(3)Hot springs

Information

[Type= discrete] [Format=numeric] [Range= 0-1] [Missing=*]

Statistics [NW/ W]

[Valid=7225 /-] [Invalid=0 /-]

Value	Label	Cases	Percentage
0	No	6736	<div></div> 93.2%
1	Yes	489	<div></div> 6.8%

Warning: these figures indicate the number of cases found in the data file. They cannot be interpreted as summary statistics of the population of interest.

d9_4: d9_4 Which part of Taiwan has given you the deepest impression(Check all that apply)?(4)Historical relics

Information

[Type= discrete] [Format=numeric] [Range= 0-1] [Missing=*]

Statistics [NW/ W]

[Valid=7225 /-] [Invalid=0 /-]

# d9_4: d9_4 Which part of Taiwan has given you the deepest impression(Check all that apply)?(4)Historical relics			
Value	Label	Cases	Percentage
0	No	6392	<div><div></div></div> 88.5%
1	Yes	833	<div><div></div></div> 11.5%
Warning: these figures indicate the number of cases found in the data file. They cannot be interpreted as summary statistics of the population of interest.			
# d9_5: d9_5 Which part of Taiwan has given you the deepest impression(Check all that apply)?(5)Night markets sightseeing			
Information	[Type= discrete] [Format=numeric] [Range= 0-1] [Missing=*]		
Statistics [NW/ W]	[Valid=7225 /-] [Invalid=0 /-]		
Value	Label	Cases	Percentage
0	No	4686	<div><div></div></div> 64.9%
1	Yes	2539	<div><div></div></div> 35.1%
Warning: these figures indicate the number of cases found in the data file. They cannot be interpreted as summary statistics of the population of interest.			
# d9_6: d9_6 Which part of Taiwan has given you the deepest impression(Check all that apply)?(6)Cycling fun			
Information	[Type= discrete] [Format=numeric] [Range= 0-1] [Missing=*]		
Statistics [NW/ W]	[Valid=7225 /-] [Invalid=0 /-]		
Value	Label	Cases	Percentage
0	No	7111	<div><div></div></div> 98.4%
1	Yes	114	<div><div></div></div> 1.6%
Warning: these figures indicate the number of cases found in the data file. They cannot be interpreted as summary statistics of the population of interest.			
# d9_7: d9_7 Which part of Taiwan has given you the deepest impression(Check all that apply)?(7)Famous local products			
Information	[Type= discrete] [Format=numeric] [Range= 0-1] [Missing=*]		
Statistics [NW/ W]	[Valid=7225 /-] [Invalid=0 /-]		
Value	Label	Cases	Percentage
0	No	6673	<div><div></div></div> 92.4%
1	Yes	552	<div><div></div></div> 7.6%
Warning: these figures indicate the number of cases found in the data file. They cannot be interpreted as summary statistics of the population of interest.			
# d9_8: d9_8 Which part of Taiwan has given you the deepest impression(Check all that apply)?(8)Temple(Check all that apply)			
Information	[Type= discrete] [Format=numeric] [Range= 0-1] [Missing=*]		
Statistics [NW/ W]	[Valid=7225 /-] [Invalid=0 /-]		
Value	Label	Cases	Percentage
0	No	6622	<div><div></div></div> 91.7%
1	Yes	603	<div><div></div></div> 8.3%
Warning: these figures indicate the number of cases found in the data file. They cannot be interpreted as summary statistics of the population of interest.			
# d9_9: d9_9 Which part of Taiwan has given you the deepest impression(Check all that apply)?(9)Night life			
Information	[Type= discrete] [Format=numeric] [Range= 0-1] [Missing=*]		
Statistics [NW/ W]	[Valid=7225 /-] [Invalid=0 /-]		
Value	Label	Cases	Percentage
0	No	6894	<div><div></div></div> 95.4%
1	Yes	331	<div><div></div></div> 4.6%
Warning: these figures indicate the number of cases found in the data file. They cannot be interpreted as summary statistics of the population of interest.			

# d9_10: d9_10 Which part of Taiwan has given you the deepest impression(Check all that apply)?(10)Aboriginal culture			
Information		[Type= discrete] [Format=numeric] [Range= 0-1] [Missing=*]	
Statistics [NW/ W]		[Valid=7225 /-] [Invalid=0 /-]	
Value	Label	Cases	Percentage
0	No	7045	<div><div></div></div> 97.5%
1	Yes	180	<div><div></div></div> 2.5%
<i>Warning: these figures indicate the number of cases found in the data file. They cannot be interpreted as summary statistics of the population of interest.</i>			
# d9_11: d9_11 Which part of Taiwan has given you the deepest impression(Check all that apply)?(11)Cosmetic and medical treatments			
Information		[Type= discrete] [Format=numeric] [Range= 0-1] [Missing=*]	
Statistics [NW/ W]		[Valid=7225 /-] [Invalid=0 /-]	
Value	Label	Cases	Percentage
0	No	7081	<div><div></div></div> 98.0%
1	Yes	144	<div><div></div></div> 2.0%
<i>Warning: these figures indicate the number of cases found in the data file. They cannot be interpreted as summary statistics of the population of interest.</i>			
# d9_12: d9_12 Which part of Taiwan has given you the deepest impression(Check all that apply)?(12)Local friendliness and hospitality			
Information		[Type= discrete] [Format=numeric] [Range= 0-1] [Missing=*]	
Statistics [NW/ W]		[Valid=7225 /-] [Invalid=0 /-]	
Value	Label	Cases	Percentage
0	No	4204	<div><div></div></div> 58.2%
1	Yes	3021	<div><div></div></div> 41.8%
<i>Warning: these figures indicate the number of cases found in the data file. They cannot be interpreted as summary statistics of the population of interest.</i>			
# d9_13: d9_13 Which part of Taiwan has given you the deepest impression(Check all that apply)?(13)24 hour book stores			
Information		[Type= discrete] [Format=numeric] [Range= 0-1] [Missing=*]	
Statistics [NW/ W]		[Valid=7225 /-] [Invalid=0 /-]	
Value	Label	Cases	Percentage
0	No	7032	<div><div></div></div> 97.3%
1	Yes	193	<div><div></div></div> 2.7%
<i>Warning: these figures indicate the number of cases found in the data file. They cannot be interpreted as summary statistics of the population of interest.</i>			
# d9_14: d9_14 Which part of Taiwan has given you the deepest impression(Check all that apply)?(14)Convenience stores			
Information		[Type= discrete] [Format=numeric] [Range= 0-1] [Missing=*]	
Statistics [NW/ W]		[Valid=7225 /-] [Invalid=0 /-]	
Value	Label	Cases	Percentage
0	No	6546	<div><div></div></div> 90.6%
1	Yes	679	<div><div></div></div> 9.4%
<i>Warning: these figures indicate the number of cases found in the data file. They cannot be interpreted as summary statistics of the population of interest.</i>			
# d9_15: d9_15 Which part of Taiwan has given you the deepest impression(Check all that apply)?(15)Fruits			
Information		[Type= discrete] [Format=numeric] [Range= 0-1] [Missing=*]	
Statistics [NW/ W]		[Valid=7225 /-] [Invalid=0 /-]	

# d9_15: d9_15 Which part of Taiwan has given you the deepest impression(Check all that apply)?(15)Fruits			
Value	Label	Cases	Percentage
0	No	6191	<div><div></div></div> 85.7%
1	Yes	1034	<div><div></div></div> 14.3%
Warning: these figures indicate the number of cases found in the data file. They cannot be interpreted as summary statistics of the population of interest.			
# d9_16: d9_16 Which part of Taiwan has given you the deepest impression(Check all that apply)?(16)Festival activities			
Information	[Type= discrete] [Format=numeric] [Range= 0-1] [Missing=*]		
Statistics [NW/ W]	[Valid=7225 /-] [Invalid=0 /-]		
Value	Label	Cases	Percentage
0	No	7185	<div><div></div></div> 99.4%
1	Yes	40	<div><div></div></div> 0.6%
Warning: these figures indicate the number of cases found in the data file. They cannot be interpreted as summary statistics of the population of interest.			
# d9_17: d9_17 Which part of Taiwan has given you the deepest impression(Check all that apply)?(17)Tourist spots			
Information	[Type= discrete] [Format=numeric] [Range= 0-1] [Missing=*]		
Statistics [NW/ W]	[Valid=7225 /-] [Invalid=0 /-]		
Value	Label	Cases	Percentage
0	No	3590	<div><div></div></div> 49.7%
1	Yes	3635	<div><div></div></div> 50.3%
Warning: these figures indicate the number of cases found in the data file. They cannot be interpreted as summary statistics of the population of interest.			
# d9_18: d9_18 Which part of Taiwan has given you the deepest impression(Check all that apply)?(18)The accommodation experience (hotels or guest houses, etc.)			
Information	[Type= discrete] [Format=numeric] [Range= 0-1] [Missing=*]		
Statistics [NW/ W]	[Valid=7225 /-] [Invalid=0 /-]		
Value	Label	Cases	Percentage
0	No	7081	<div><div></div></div> 98.0%
1	Yes	144	<div><div></div></div> 2.0%
Warning: these figures indicate the number of cases found in the data file. They cannot be interpreted as summary statistics of the population of interest.			
# d9_19: d9_19 Which part of Taiwan has given you the deepest impression(Check all that apply)?(19)Others			
Information	[Type= discrete] [Format=numeric] [Range= 0-1] [Missing=*]		
Statistics [NW/ W]	[Valid=7225 /-] [Invalid=0 /-]		
Value	Label	Cases	Percentage
0	No	6795	<div><div></div></div> 94.0%
1	Yes	430	<div><div></div></div> 6.0%
Warning: these figures indicate the number of cases found in the data file. They cannot be interpreted as summary statistics of the population of interest.			
# e1: e1 Nationality			
Information	[Type= discrete] [Format=numeric] [Range= 1-95] [Missing=*]		
Statistics [NW/ W]	[Valid=7225 /-] [Invalid=0 /-]		
Value	Label	Cases	Percentage
1	Japan	1225	<div><div></div></div> 17.0%
2	Mainland China	2767	<div><div></div></div> 38.3%
3	Korea	685	<div><div></div></div> 9.5%
4	Hong Kong/Macao	0	
50	Singapore	218	<div><div></div></div> 3.0%

# e1: e1 Nationality			
Value	Label	Cases	Percentage
51	Malaysia	320	<div><div></div></div> 4.4%
52	Indonesia	126	<div><div></div></div> 1.7%
53	Philippines	304	<div><div></div></div> 4.2%
54	Thailand	182	<div><div></div></div> 2.5%
55	Vietnam	391	<div><div></div></div> 5.4%
56	Other four countries of ASEAN	33	<div><div></div></div> 0.5%
57	India	68	<div><div></div></div> 0.9%
60	U.S.A.	459	<div><div></div></div> 6.4%
71	Germany, United Kingdom, France	120	<div><div></div></div> 1.7%
72	Other countries of Europe	126	<div><div></div></div> 1.7%
80	New Zealand & Australia	64	<div><div></div></div> 0.9%
90	Others	137	<div><div></div></div> 1.9%
95	R.O.C.	0	
Warning: these figures indicate the number of cases found in the data file. They cannot be interpreted as summary statistics of the population of interest.			
# e2: e2 The country of your residence			
Information	[Type= discrete] [Format=numeric] [Range= 1-90] [Missing=*]		
Statistics [NW/ W]	[Valid=7225 /-] [Invalid=0 /-]		
Value	Label	Cases	Percentage
1	Japan	1219	<div><div></div></div> 16.9%
2	Mainland China	1662	<div><div></div></div> 23.0%
3	Korea	683	<div><div></div></div> 9.5%
4	Hong Kong and Macao	1132	<div><div></div></div> 15.7%
50	Singapore	232	<div><div></div></div> 3.2%
51	Malaysia	309	<div><div></div></div> 4.3%
52	Indonesia	128	<div><div></div></div> 1.8%
53	Philippines	306	<div><div></div></div> 4.2%
54	Thailand	205	<div><div></div></div> 2.8%
55	Vietnam	405	<div><div></div></div> 5.6%
56	other ofour countries of ASEAN	34	<div><div></div></div> 0.5%
57	India	61	<div><div></div></div> 0.8%
60	U.S.A.	439	<div><div></div></div> 6.1%
70	Europe	0	
71	Germany, United Kingdom, France	107	<div><div></div></div> 1.5%
72	Other countries of Europe	113	<div><div></div></div> 1.6%
80	New Zealand & Australia	63	<div><div></div></div> 0.9%
90	Others	127	<div><div></div></div> 1.8%
Warning: these figures indicate the number of cases found in the data file. They cannot be interpreted as summary statistics of the population of interest.			
# e3: e3 Registered City (Only for the FIT tourists from Chinese Mainland)			
Information	[Type= discrete] [Format=numeric] [Range= 1-47] [Missing=*]		
Statistics [NW/ W]	[Valid=566 /-] [Invalid=6659 /-]		
Value	Label	Cases	Percentage
1	Beijing	58	<div><div></div></div> 10.2%
2	Shanghai	208	<div><div></div></div> 36.7%
3	Tianjin	3	<div><div></div></div> 0.5%

e3: e3 Registered City (Only for the FIT tourists from Chinese Mainland)

Value	Label	Cases	Percentage
4	Chongqing	7	1.2%
5	Nanjing	22	3.9%
6	Suzhou	24	4.2%
7	Wuxi	1	0.2%
8	Changzhou	3	0.5%
9	Hsuehchow	2	0.4%
10	Fuzhou	4	0.7%
11	Xiamen	3	0.5%
14	Quanzhou	2	0.4%
15	Hangchow	33	5.8%
16	Ningpo	7	1.2%
17	Wenzhou	8	1.4%
18	Zhoushan	2	0.4%
19	Jinan	2	0.4%
20	Qingdao	4	0.7%
23	Guangzhou	63	11.1%
24	Shenzhen	43	7.6%
25	Zhongshan	8	1.4%
27	Guilin	1	0.2%
28	Nanning	3	0.5%
29	Shenyang	7	1.2%
30	Dalian	3	0.5%
31	Shijiazhuang	1	0.2%
32	Taiyuan	1	0.2%
34	Harbin	2	0.4%
35	Hefei	2	0.4%
37	Zhengzhou	3	0.5%
38	Wuhan	9	1.6%
39	Changsha	2	0.4%
40	Haikou	1	0.2%
41	Chengdu	13	2.3%
42	Guiyang	4	0.7%
43	Kunming	4	0.7%
44	Xi'an	2	0.4%
47	Hohhot	1	0.2%
Sysmiss		6659	

Warning: these figures indicate the number of cases found in the data file. They cannot be interpreted as summary statistics of the population of interest.

e4: e4 Age

Information	[Type= discrete] [Format=numeric] [Range= 1-99] [Missing=*]		
Statistics [NW/ W]	[Valid=7225 /-] [Invalid=0 /-]		
Value	Label	Cases	Percentage
1	12-19 years old	134	1.9%
2	20-29 years old	1859	25.7%
3	30-39 years old	2040	28.2%

# e4: e4 Age			
Value	Label	Cases	Percentage
4	40-49 years old	1374	<div><div></div></div> 19.0%
5	50-59 years old	997	<div><div></div></div> 13.8%
6	60-65 years old	496	<div><div></div></div> 6.9%
7	66 years old and over	325	<div><div></div></div> 4.5%
99	Missing	0	
Warning: these figures indicate the number of cases found in the data file. They cannot be interpreted as summary statistics of the population of interest.			
# e5: e5 Annual income: (converted to USD)			
Information	[Type= discrete] [Format=numeric] [Range= 1-99] [Missing=*]		
Statistics [NW/ W]	[Valid=7225 /-] [Invalid=0 /-]		
Value	Label	Cases	Percentage
1	Under 9,999	474	<div><div></div></div> 6.6%
2	10,000-14,999	852	<div><div></div></div> 11.8%
3	15,000-29,999	1137	<div><div></div></div> 15.7%
4	30,000-39,999	890	<div><div></div></div> 12.3%
5	40,000-69,999	844	<div><div></div></div> 11.7%
6	70,000-99,999	373	<div><div></div></div> 5.2%
7	100,000 and over	350	<div><div></div></div> 4.8%
8	No fixed income	2295	<div><div></div></div> 31.8%
99	Missing	10	<div><div></div></div> 0.1%
Warning: these figures indicate the number of cases found in the data file. They cannot be interpreted as summary statistics of the population of interest.			
# e6: e6 Education:			
Information	[Type= discrete] [Format=numeric] [Range= 1-99] [Missing=*]		
Statistics [NW/ W]	[Valid=7225 /-] [Invalid=0 /-]		
Value	Label	Cases	Percentage
1	Primary, junior, senior high schools or vocational high scho	1522	<div><div></div></div> 21.1%
2	College or university	4725	<div><div></div></div> 65.4%
3	Graduate school (Master or doctor)	915	<div><div></div></div> 12.7%
4	Others	2	<div><div></div></div> 0.0%
99	Missing	61	<div><div></div></div> 0.8%
Warning: these figures indicate the number of cases found in the data file. They cannot be interpreted as summary statistics of the population of interest.			
# e7: e7 Occupation:			
Information	[Type= discrete] [Format=numeric] [Range= 1-99] [Missing=*]		
Statistics [NW/ W]	[Valid=7225 /-] [Invalid=0 /-]		
Value	Label	Cases	Percentage
1	Legislators, Senior Officials and Managers	1104	<div><div></div></div> 15.3%
2	Professionals	2363	<div><div></div></div> 32.7%
3	Technicians and Associate Professionals	328	<div><div></div></div> 4.5%
4	Clerical Support Workers	867	<div><div></div></div> 12.0%
5	Service and Sales Workers	656	<div><div></div></div> 9.1%
6	Skilled Agricultural, Forestry and Fishery Workers	21	<div><div></div></div> 0.3%
7	Craft and Related Trades Workers	44	<div><div></div></div> 0.6%
8	Plant and Machine Operators, and Assemblers	31	<div><div></div></div> 0.4%
9	Elementary Laborers	11	<div><div></div></div> 0.2%

# e7: e7 Occupation:			
Value	Label	Cases	Percentage
10	Hosewife/Househusband	451	<div><div></div></div> 6.2%
11	Student	635	<div><div></div></div> 8.8%
12	Retired	584	<div><div></div></div> 8.1%
13	Others	93	<div><div></div></div> 1.3%
99	Missing	37	<div><div></div></div> 0.5%
Warning: these figures indicate the number of cases found in the data file. They cannot be interpreted as summary statistics of the population of interest.			
# e8: e8 Gender			
Information	[Type= discrete] [Format=numeric] [Range= 1-2] [Missing=*]		
Statistics [NW/ W]	[Valid=7225 /-] [Invalid=0 /-]		
Value	Label	Cases	Percentage
1	Male	3493	<div><div></div></div> 48.3%
2	Female	3732	<div><div></div></div> 51.7%
Warning: these figures indicate the number of cases found in the data file. They cannot be interpreted as summary statistics of the population of interest.			
# e9: e9 What are you religious beliefs			
Information	[Type= discrete] [Format=numeric] [Range= 1-99] [Missing=*]		
Statistics [NW/ W]	[Valid=7225 /-] [Invalid=0 /-]		
Value	Label	Cases	Percentage
1	none	4519	<div><div></div></div> 62.5%
2	Buddhism	1313	<div><div></div></div> 18.2%
3	Taoism	75	<div><div></div></div> 1.0%
4	Christianism	665	<div><div></div></div> 9.2%
5	Catholicism	397	<div><div></div></div> 5.5%
6	Islam	82	<div><div></div></div> 1.1%
7	Other religions	151	<div><div></div></div> 2.1%
99		23	<div><div></div></div> 0.3%
Warning: these figures indicate the number of cases found in the data file. They cannot be interpreted as summary statistics of the population of interest.			
# area: Survey areas			
Information	[Type= discrete] [Format=numeric] [Range= 1-4] [Missing=*]		
Statistics [NW/ W]	[Valid=7225 /-] [Invalid=0 /-]		
Value	Label	Cases	Percentage
1	Taiwan Taoyuan International Airport	6049	<div><div></div></div> 83.7%
2	Kaohsiung International Airport	516	<div><div></div></div> 7.1%
3	Taipei Sonshan Airport	480	<div><div></div></div> 6.6%
4	Taichung Airport	180	<div><div></div></div> 2.5%
Warning: these figures indicate the number of cases found in the data file. They cannot be interpreted as summary statistics of the population of interest.			
# nation_o: Nationality (original)			
Information	[Type= continuous] [Format=numeric] [Range= 1-949] [Missing=*]		
Statistics [NW/ W]	[Valid=7225 /-] [Invalid=0 /-]		
Value	Label	Cases	Percentage
1	Japan	1225	<div><div></div></div> 17.0%
2	Mainland China	2767	<div><div></div></div> 38.3%
3	Hong Kong or Macao	0	

# nation_o: Nationality (original)			
Value	Label	Cases	Percentage
4	Korea	685	<div><div></div></div> 9.5%
50	Malaysia	320	<div><div></div></div> 4.4%
51	Singapore	218	<div><div></div></div> 3.0%
52	Indonesia	126	<div><div></div></div> 1.7%
53	Philippines	304	<div><div></div></div> 4.2%
54	Thailand	182	<div><div></div></div> 2.5%
55	Vietnam	391	<div><div></div></div> 5.4%
56	Buma (Myanmar)	14	<div><div></div></div> 0.2%
57	Brunei Darussalam	6	<div><div></div></div> 0.1%
58	Cambodia	12	<div><div></div></div> 0.2%
59	Laoss	1	<div><div></div></div> 0.0%
60	U.S.A.	459	<div><div></div></div> 6.4%
71	Britain	30	<div><div></div></div> 0.4%
72	France	36	<div><div></div></div> 0.5%
73	Germany	54	<div><div></div></div> 0.7%
74	Netherlands	14	<div><div></div></div> 0.2%
75	Italy	13	<div><div></div></div> 0.2%
76	Switzerland	12	<div><div></div></div> 0.2%
77	Spain	7	<div><div></div></div> 0.1%
78	Sweden	12	<div><div></div></div> 0.2%
79	Other Europe Country	68	<div><div></div></div> 0.9%
81	Australia	52	<div><div></div></div> 0.7%
82	New Zealand	12	<div><div></div></div> 0.2%
95	Taiwan	0	<div><div></div></div>
901	India	68	<div><div></div></div> 0.9%
902	SriLanka	5	<div><div></div></div> 0.1%
903	Bhutan	0	<div><div></div></div>
904	Nepal	2	<div><div></div></div> 0.0%
905	Bangladesh	7	<div><div></div></div> 0.1%
906	Pakistan	1	<div><div></div></div> 0.0%
907	Russia	3	<div><div></div></div> 0.0%
909	Other Asian countries	6	<div><div></div></div> 0.1%
911	Israel	11	<div><div></div></div> 0.2%
912	Iran	1	<div><div></div></div> 0.0%
913	Saudi Arabia	3	<div><div></div></div> 0.0%
914	Kada	0	<div><div></div></div>
915	Turkey	5	<div><div></div></div> 0.1%
916	United Arab Emirates	0	<div><div></div></div>
917	Jordan	1	<div><div></div></div> 0.0%
921	Canada	63	<div><div></div></div> 0.9%
922	Mexico	3	<div><div></div></div> 0.0%
923	Brazil	9	<div><div></div></div> 0.1%
924	Argentina	2	<div><div></div></div> 0.0%
925	Panama	0	<div><div></div></div>
926	Chile	1	<div><div></div></div> 0.0%

# nation_o: Nationality (original)			
Value	Label	Cases	Percentage
927	Colombia	1	0.0%
928	Guatemala	0	
929	Other countries of the Americas	1	0.0%
931	South Africa	6	0.1%
932	Kenya	1	0.0%
933	Egypt	2	0.0%
934	Sudan	0	
939	Other parts of Africa	2	0.0%
941	Palau	0	
942	Papua New Guinea	1	0.0%
949	Other areas of Oceania	0	
Warning: these figures indicate the number of cases found in the data file. They cannot be interpreted as summary statistics of the population of interest.			
# resid_o: The country of your residence(original)			
Information	[Type= continuous] [Format=numeric] [Range= 1-949] [Missing=*]		
Statistics [NW/ W]	[Valid=7225 /-] [Invalid=0 /-]		
Value	Label	Cases	Percentage
1	Japan	1219	<div></div> 16.9%
2	Mainland China	1662	<div></div> 23.0%
3	Hong Kong or Macao	1132	<div></div> 15.7%
4	Korea	683	<div></div> 9.5%
50	Malaysia	309	<div></div> 4.3%
51	Singapore	232	<div></div> 3.2%
52	Indonesia	128	<div></div> 1.8%
53	Philippines	306	<div></div> 4.2%
54	Thailand	205	<div></div> 2.8%
55	Vietnam	405	<div></div> 5.6%
56	Buma (Myanmar)	13	<div></div> 0.2%
57	Brunei Darussalam	6	<div></div> 0.1%
58	Cambodia	14	<div></div> 0.2%
59	Laoss	1	<div></div> 0.0%
60	U.S.A.	439	<div></div> 6.1%
71	Britain	21	<div></div> 0.3%
72	France	35	<div></div> 0.5%
73	Germany	51	<div></div> 0.7%
74	Netherlands	10	<div></div> 0.1%
75	Italy	13	<div></div> 0.2%
76	Switzerland	12	<div></div> 0.2%
77	Spain	4	<div></div> 0.1%
78	Sweden	10	<div></div> 0.1%
79	Other Europe Country	64	<div></div> 0.9%
81	Australia	53	<div></div> 0.7%
82	New Zealand	10	<div></div> 0.1%
95	Taiwan	0	
901	India	61	<div></div> 0.8%

# resid_o: The country of your residence(original)			
Value	Label	Cases	Percentage
902	SriLanka	4	0.1%
903	Bhutan	0	
904	Nepal	2	0.0%
905	Bangladesh	7	0.1%
906	Pakistan	1	0.0%
907	Russia	2	0.0%
909	Other Asian countries	5	0.1%
911	Israel	11	0.2%
912	Iran	1	0.0%
913	Saudi Arabia	3	0.0%
914	Kada	1	0.0%
915	Turkey	4	0.1%
916	United Arab Emirates	2	0.0%
917	Jordan	1	0.0%
921	Canada	58	0.8%
922	Mexico	1	0.0%
923	Brazil	8	0.1%
924	Argentina	2	0.0%
925	Panama	0	
926	Chile	1	0.0%
927	Colombia	1	0.0%
928	Guatemala	0	
929	Other countries of the Americas	1	0.0%
931	South Africa	6	0.1%
932	Kenya	1	0.0%
933	Egypt	2	0.0%
934	Sudan	0	
939	Other parts of Africa	1	0.0%
941	Palau	0	
942	Papua New Guinea	1	0.0%
949	Other areas of Oceania	0	
Warning: these figures indicate the number of cases found in the data file. They cannot be interpreted as summary statistics of the population of interest.			