

台灣 (Taiwan, ROC)

原住民族委員會

## **105年原住民族就業狀況調查**

### **Study Documentation**

August 26, 2019

# Metadata Production

Metadata Producer(s)	學術調查研究資料庫(Survey Research Data Archive) (SRDA) , 中央研究院人社中心調查研究專題中心 , DDI文件製作
Version	2.0版, 參考IHSN Nesstar Template修改
Identification	AJ010017

# Table of Contents

<a href="#">Overview.....</a>	<a href="#">4</a>
<a href="#">Scope &amp; Coverage.....</a>	<a href="#">4</a>
<a href="#">Producers &amp; Sponsors.....</a>	<a href="#">4</a>
<a href="#">Sampling.....</a>	<a href="#">4</a>
<a href="#">Data Collection.....</a>	<a href="#">5</a>
<a href="#">Data Processing &amp; Appraisal.....</a>	<a href="#">5</a>
<a href="#">Accessibility.....</a>	<a href="#">5</a>
<a href="#">Files Description.....</a>	<a href="#">6</a>
<a href="#">data105.....</a>	<a href="#">6</a>
<a href="#">Variables Group(s).....</a>	<a href="#">7</a>
<a href="#">樣本資料.....</a>	<a href="#">7</a>
<a href="#">A部分：基本資料.....</a>	<a href="#">7</a>
<a href="#">B部分：勞動力狀況.....</a>	<a href="#">7</a>
<a href="#">C部分：就業狀況.....</a>	<a href="#">8</a>
<a href="#">D部分：失業狀況.....</a>	<a href="#">11</a>
<a href="#">E部分：其他.....</a>	<a href="#">16</a>
<a href="#">Variables Description.....</a>	<a href="#">24</a>
<a href="#">data105.....</a>	<a href="#">25</a>

# 105年原住民族就業狀況調查

## *Employment Status Survey of Indigenous Peoples, 2016*

### Overview

Type	原住民就業狀況調查
Identification	AJ010017
Version	Production Date: 2019-08-26
<b>Abstract</b> 原住民族委員會為瞭解原住民族失業率及就需要之協助，藉由科學性抽樣方法實地面訪原住民家戶成員，瞭解族勞動力狀況、就業及失情形、職災、參與訓練意願等。調查目的之一為推估各季原住民族的失業率，觀察並掌握勞動力變化趨勢，並根據調查結果提供政府相關單位制訂原住民族促進就業計畫、政策之參據。 調查對象是以資料標準週前設籍於臺灣地區各縣市鄉鎮市區之原住民家戶(指戶內至少有1人15歲以上且具有原住民身分者)為抽樣對象，以原住民戶籍戶為母體清冊。採面對面訪問進行，針對抽中之樣本戶，戶內15歲以上具有原住民身分者全部進行訪問。問卷內容包含基本特徵、勞動力狀況、就業狀況和失業狀況等。調查執行期間第一季於105年3月20日開始到4月19日完成，第二季於105年6月19日開始到7月18日完成，第三季於105年9月18日開始到10月17日完成，第四季於105年12月18日開始到106年1月17日完成，有效回收樣本共計51,815份。	
Kind of Data	抽查
Unit of Analysis	個人

### Scope & Coverage

Time Period(s)	2016-2017
Countries	台灣 (Taiwan, ROC)
<b>Geographic Coverage</b> 臺灣地區	
<b>Universe</b> 以調查資料標準週前設籍於臺灣地區各縣市鄉鎮市區之原住民家戶(指戶內至少有1人15歲以上且具有原住民身分者)為抽樣對象，以原住民戶籍戶為母體清冊。	

### Producers & Sponsors

Primary Investigator(s)	原住民族委員會
Other Producer(s)	原住民族委員會

### Sampling

#### Sampling Procedure

##### (一)抽樣母體

以資料標準週前設籍於臺灣省各縣市、新北市、臺北市、桃園市、臺中市、臺南市及高雄市六都直轄市之原住民住戶(指戶內至少有1人15歲以上且具有原住民身分者)為抽樣母體，以原住民戶籍戶為母體清冊。

##### (二)抽樣設計與樣本配置

本調查採用分層隨機抽樣法及二階段等機率隨機抽樣法 (Probabilities Proportional to Size)，依照各副母體內原住民分

布及地理區域特性的不同，採用不同的抽樣方法。本調查將臺灣地區按縣市分為20個副母體，其中55個原住民族鄉鎮再分為山地原住民族鄉(第一層，30個鄉鎮區)及平地原住民族鄉鎮(第二層，25個鄉鎮市)，其餘各鄉鎮市區為非原住民族鄉鎮市(第三層，303個鄉鎮市區)三個層別。

各副母體之樣本戶數，按各縣市原住民戶數占臺灣地區總原住民戶數的比率，分配應完成之樣本戶數。為了提升人數較少的縣市之估計值的可信度，設定各縣市有效樣本戶數至少 50 戶，若分配的樣本戶數未滿 50 戶的縣市，則提高有效樣本戶數至 50 戶(如 雲林縣、澎湖縣及嘉義市)。各副母體內再按各層原住民戶數占副母體內總原住民戶數的比率，分配三層應完成的樣本戶數。各層樣本配置請參見表 2-1-1 及表 2-1-2。

1.第一層與第二層抽樣方法：  
第一層山地原住民鄉及第二層平地原住民鄉，採用分層隨機抽樣法，按各鄉鎮市區原住民戶數，占全體原住民總戶數比率分配至各鄉鎮市，各鄉鎮市區內的原住民家戶以簡單隨機抽樣法抽出應有的樣本數。

2.第三層抽樣方法：  
第三層為非原住民鄉鎮市區，由於分層內原住民居住分布較為分散，因此採用二階段等機率隨機抽樣法完成抽樣。第一階段先利用 PPS 抽樣法，抽取樣本鄉鎮市區，各鄉鎮市區的抽出機率與該鄉鎮市區的原住民戶數成正比比率第二階段再從中選之鄉鎮市區內，以簡單隨機抽樣抽取原住民受訪樣本戶進行訪問。

(三)新增樣本戶之樣本抽取  
將樣本鄉鎮市區內的原住民家戶以簡單隨機抽樣法抽出應有的樣本戶。為預防母體清冊有籍在人不在、資料不正確、屢訪未遇或拒絕訪問等情形，本次調查除了正式訪問樣本外，另抽出 4 套備取樣本，以備正式樣本戶皆已用盡，卻未達所需樣本時使用。

(四)追蹤樣本戶之抽樣  
追蹤樣本之抽樣方式採用分層隨機抽樣法，從前一次調查各層內之成功樣本中，以簡單隨機抽樣方式抽出各層 50% 之受訪樣本戶，做為該次追蹤樣本戶，未抽中的 50% 各層樣本戶，則做為追蹤樣本之備取樣本戶。

## Data Collection

Data Collection Dates	1: start 2016-03-20
	1: end 2016-04-19
	2: start 2016-06-19
	2: end 2016-07-18
	3: start 2016-09-18
	3: end 2016-10-17
	4: start 2016-12-18
	4: end 2017-01-17

Data Collection Mode 面對面訪問

## Data Processing & Appraisal

### Data Editing

中央研究院人文社會科學研究中心調查研究專題中心所進行的資料整理方式，為不合理值檢核。

## Accessibility

Contact(s)	學術調查研究資料庫(Survey Research Data Archive) (中央研究院人社中心調查研究專題中心), <a href="https://srda.sinica.edu.tw">https://srda.sinica.edu.tw</a> , <a href="mailto:srda@gate.sinica.edu.tw">srda@gate.sinica.edu.tw</a>
Distributor(s)	學術調查研究資料庫(Survey Research Data Archive)
Depositor(s)	原住民族委員會

### Access Conditions

標準版(一般會員、院內會員申請下載)

# Files Description

Dataset contains 1 file(s)

data105	
# Cases	51928
# Variable(s)	300

# Variables Group(s)

Dataset contains 6 group(s)

Group 樣本資料							
#	Name	Label	Type	Format	Valid	Invalid	Question
1	id	年度資料流水編	discrete	numeric-12.0	51928	0	-
2	type	樣本編號	discrete	numeric-12.0	51928	0	-
3	citya	統計區域	discrete	numeric-12.0	48150	3778	-
4	level	層別	discrete	numeric-12.0	51928	0	-
5	h1	本戶共填寫調查表—份	discrete	numeric-12.0	51928	0	-
6	h2	15歲以上戶內原住民人口數—人	discrete	numeric-12.0	51927	1	-
7	h3	戶內人口編號	discrete	numeric-12.0	51907	21	-
8	weight	權重	continuous	numeric-8.4	50750	1178	-
9	season	季別	discrete	numeric-8.0	51928	0	-

Group A部分：基本資料							
#	Name	Label	Type	Format	Valid	Invalid	Question
1	a1	A1.是否為本人回答	discrete	numeric-12.0	51916	12	-
2	a1_1	A1-1.訪問方式	discrete	numeric-12.0	51911	17	-
3	a2	A2.性別	discrete	numeric-12.0	51924	4	-
4	a3	A3.請問您的出生於民前或民後	discrete	numeric-12.0	51928	0	-
5	a3_1	A3.出生年	discrete	numeric-12.0	51928	0	-
6	a3_2	A3.出生月	discrete	numeric-12.0	51928	0	-
7	a3_3	A3.出生日	discrete	numeric-12.0	51928	0	-
8	a3_4	A3-4.足歲	discrete	numeric-12.0	51924	4	-
9	a4	A4.請問您的教育程度?	discrete	numeric-12.0	51927	1	-
10	a5	A5.請問您需不需要負責家計?	discrete	numeric-12.0	51915	13	-
11	a6a	A6.請問您所屬的族別?	discrete	numeric-2.0	51908	20	-
12	a7	A7.請問您現在的婚姻狀況?	discrete	numeric-12.0	51921	7	-
13	a8a	A8.請問您目前配偶所屬族別?	discrete	numeric-2.0	51840	88	-

Group B部分：勞動力狀況							
#	Name	Label	Type	Format	Valid	Invalid	Question
1	b1_1	B1-1.請問資料標準週您在做什么工作?	discrete	numeric-12.0	51910	18	-
2	b2	B2.請問在資料標準週您有沒有做任何有酬或無酬家屬的工作?	discrete	numeric-12.0	51927	1	-

#	Name	Label	Type	Format	Valid	Invalid	Question
3	b3_mhour	B3.請問在資料標準週您實際工作幾小時?[主要工作]	discrete	numeric-12.0	51927	1	-
4	b3_ohour	B3.請問在資料標準週您實際工作幾小時?[其他所有工作]	discrete	numeric-12.0	51918	10	-
5	b3_thour	B3.請問在資料標準週您實際工作幾小時?[合計]	discrete	numeric-12.0	50602	1326	-
6	b3_1	B3-1.在資料標準週您實際工作時數沒有達到35小時的主要原因是什麼?	discrete	numeric-12.0	51919	9	-
7	b3_2	B3-2.請問您想不想增加工作時數(或增加額外工作)?	discrete	numeric-12.0	51922	6	-
8	b3_3	B3-3.請問您想增加工作時數(或增加額外工作)的主要原因(答完跳答B6)	discrete	numeric-12.0	51923	5	-
9	b4	B4.在資料標準週您不去工作的主要原因是什麼?	discrete	numeric-12.0	51923	5	-
10	b5	B5.請問您在資料標準週有沒有工作報酬?	discrete	numeric-12.0	51922	6	-
11	b5_1	B5-1.請問您在資料標準週當月之間有沒有工作報酬?[答完後跳答D1]	discrete	numeric-12.0	51922	6	-
12	b6	B6.請問您主要經濟來源工作的身分是什麼?	discrete	numeric-12.0	51917	11	-
13	b6_1	B6-1.請問您有沒有正式公務員任用資格?	discrete	numeric-12.0	51920	8	-
14	b6_2	B6-2.工時是否達15小時	discrete	numeric-12.0	51925	3	-

### Group C部分：就業狀況

#	Name	Label	Type	Format	Valid	Invalid	Question
1	c1	C1.請問您主要經濟來源工作的行業是什麼?	discrete	numeric-12.0	51919	9	-
2	c1_1	C1-1.請問您平均每年農(林漁牧)閒期間約多久?	discrete	numeric-12.0	51924	4	-
3	c1_2	C1-2.請問您農(林漁牧)閒期間有沒有打零工?(指其他有工作報酬的零工)?	discrete	numeric-12.0	51928	0	-
4	c2	C2.請問您主要經濟來源的工作是擔任什麼工作?	discrete	numeric-12.0	51922	6	-
5	c2_1	C2-1.請問您第一份工作主要是擔任什麼工作?	discrete	numeric-12.0	51924	4	-
6	c2_2_1	C2-2.您在目前的工作場所工作__年	discrete	numeric-12.0	50704	1224	-
7	c2_2_2	C2-2.您在目前的工作場所工作__月	discrete	numeric-12.0	50037	1891	-
8	c2_2_3	C2-2.自開始工作以來，總工作年資__年	discrete	numeric-12.0	50605	1323	-
9	c2_2_4	C2-2.自開始工作以來，總工作年資__月	discrete	numeric-12.0	51925	3	-



#	Name	Label	Type	Format	Valid	Invalid	Question
10	c3_1a	C3-1-1.請問您目前主要經濟來源工作地點的縣市及鄉鎮區?統計區域	discrete	numeric-1.0	20473	31455	-
11	c3a	C3-2-1.請問您目前主要經濟來源工作地點的行政區域	discrete	numeric-1.0	51928	0	-
12	c4	C4.請問您的主要經濟來源的工作是否是部分工時、定期契約或勞動派遣等非典型勞動的工作?	discrete	numeric-6.0	39703	12225	-
13	c4_1_1	C4-1.請問您從事的是哪一類非典型勞動的工作?(可複選): 部分工時	discrete	numeric-12.0	51923	5	-
14	c4_1_2	C4-1.請問您從事的是哪一類非典型勞動的工作?(可複選): 定期契約	discrete	numeric-12.0	51923	5	-
15	c4_1_3	C4-1.請問您從事的是哪一類非典型勞動的工作?(可複選): 勞動派遣	discrete	numeric-12.0	51923	5	-
16	c4_2_1	C4-2.您從事非典型勞動工作的原因是什麼?(可複選): 找不到合適的全時正職工作	discrete	numeric-12.0	51924	4	-
17	c4_2_2	C4-2.您從事非典型勞動工作的原因是什麼?(可複選): 累積工作經驗以成為典型勞工	discrete	numeric-12.0	51923	5	-
18	c4_2_3	C4-2.您從事非典型勞動工作的原因是什麼?(可複選): 因個人因素難以從事全職工作	discrete	numeric-12.0	51924	4	-
19	c4_2_4	C4-2.您從事非典型勞動工作的原因是什麼?(可複選): 目前工作無法成為全職工作型態	discrete	numeric-12.0	51924	4	-
20	c4_2_5	C4-2.您從事非典型勞動工作的原因是什麼?(可複選): 想要工作具有便利性, 不想被工作拘束	discrete	numeric-12.0	51924	4	-
21	c4_2_6	C4-2.您從事非典型勞動工作的原因是什麼?(可複選): 其他	discrete	numeric-12.0	51924	4	-
22	c5	C5.請問您目前所從事的工作是否為政府所提供的臨時性工作?	discrete	numeric-12.0	51883	45	-
23	c5_1	C5-1.請問您所從事的臨時性工作之期限是多久?	discrete	numeric-12.0	51920	8	-
24	c5_2	C5-2.請問政府所提供的臨時性工作, 對您的生活改善有沒有幫助?	discrete	numeric-12.0	51926	2	-
25	c5_3	C5-3.請問政府所提供的此項臨時性工作結束後您會?	discrete	numeric-12.0	51924	4	-
26	c6_1	C6.請問您獲得目前這份工作的求職管道?(可複選): 原住民專線或都會區就業服務台	discrete	numeric-12.0	51927	1	-

#	Name	Label	Type	Format	Valid	Invalid	Question
27	c6_2	C6.請問您獲得目前這份工作的求職管道?(可複選)：託親友師長介紹	discrete	numeric-12.0	51927	1	-
28	c6_3	C6.請問您獲得目前這份工作的求職管道?(可複選)：看報紙	discrete	numeric-12.0	51928	0	-
29	c6_4	C6.請問您獲得目前這份工作的求職管道?(可複選)：自我推薦及詢問	discrete	numeric-12.0	51927	1	-
30	c6_5	C6.請問您獲得目前這份工作的求職管道?(可複選)：向民間人力銀行求職(含上網)	discrete	numeric-12.0	51925	3	-
31	c6_6	C6.請問您獲得目前這份工作的求職管道?(可複選)：向公立就業服務機構求職(含上網)	discrete	numeric-12.0	51927	1	-
32	c6_7	C6.請問您獲得目前這份工作的求職管道?(可複選)：學校輔導就業及畢業分發	discrete	numeric-12.0	51928	0	-
33	c6_8	C6.請問您獲得目前這份工作的求職管道?(可複選)：參加政府考試分發	discrete	numeric-12.0	51928	0	-
34	c6_9	C6.請問您獲得目前這份工作的求職管道?(可複選)：原住民就業服務員轉介	discrete	numeric-12.0	51927	1	-
35	c6_10	C6.請問您獲得目前這份工作的求職管道?(可複選)：民意代表介紹	discrete	numeric-12.0	51924	4	-
36	c6_11	C6.請問您獲得目前這份工作的求職管道?(可複選)：應徵招貼廣告	discrete	numeric-12.0	51923	5	-
37	c6_12	C6.請問您獲得目前這份工作的求職管道?(可複選)：宗教團體介紹(如：教會)	discrete	numeric-12.0	51924	4	-
38	c6_13	C6.請問您獲得目前這份工作的求職管道?(可複選)：企業主來找	discrete	numeric-12.0	51927	1	-
39	c6_14	C6.請問您獲得目前這份工作的求職管道?(可複選)：原住民社團(如：同鄉會)轉介	discrete	numeric-12.0	51926	2	-
40	c6_15	C6.請問您獲得目前這份工作的求職管道?(可複選)：看電視、聽廣播	discrete	numeric-12.0	51921	7	-
41	c6_16	C6.請問您獲得目前這份工作的求職管道?(可複選)：自行創業	discrete	numeric-12.0	51926	2	-
42	c6_17	C6.請問您獲得目前這份工作的求職管道?(可複選)：自耕農	discrete	numeric-12.0	51927	1	-
43	c6_18	C6.請問您獲得目前這份工作的求職管道?(可複選)：自營作業/自家事業	discrete	numeric-12.0	51927	1	-

#	Name	Label	Type	Format	Valid	Invalid	Question
44	c6_19	C6.請問您獲得目前這份工作的求職管道?(可複選)：其他	discrete	numeric-12.0	51928	0	-
45	c7	C7.請問您目前工作的場所是否僱用外籍勞工?	discrete	numeric-12.0	51922	6	-
46	c7_1_1	C7-1.請問您認為目前工作場所僱用外勞對您的工作影響是?(可複選)：部分工作項目(業務)被取代(跳答E1)	discrete	numeric-12.0	51928	0	-
47	c7_1_2	C7-1.請問您認為目前工作場所僱用外勞對您的工作影響是?(可複選)：工資下降(跳答E1)	discrete	numeric-12.0	51928	0	-
48	c7_1_3	C7-1.請問您認為目前工作場所僱用外勞對您的工作影響是?(可複選)：同事人際關係問題(跳答E1)	discrete	numeric-12.0	51928	0	-
49	c7_1_4	C7-1.請問您認為目前工作場所僱用外勞對您的工作影響是?(可複選)：工作時間縮短(跳答E1)	discrete	numeric-12.0	51928	0	-
50	c7_1_5	C7-1.請問您認為目前工作場所僱用外勞對您的工作影響是?(可複選)：其他(跳答E1)	discrete	numeric-12.0	51928	0	-

**Group D部分：失業狀況**

#	Name	Label	Type	Format	Valid	Invalid	Question
1	d1	D1.如果現在有工作機會，您能不能開始工作?	discrete	numeric-12.0	51927	1	-
2	d1_1	D1-1.不能開始工作的原因(答完後跳答E1)	discrete	numeric-12.0	51925	3	-
3	d2	D2.請問您沒有工作而找尋工作或等待恢復工作有___週了?	discrete	numeric-12.0	51923	5	-
4	d3_1	D3.請問您用什麼方法找尋工作?(可複選)：託親友師長介紹	discrete	numeric-12.0	51924	4	-
5	d3_2	D3.請問您用什麼方法找尋工作?(可複選)：看報紙	discrete	numeric-12.0	51925	3	-
6	d3_3	D3.請問您用什麼方法找尋工作?(可複選)：看民間人力銀行求職(含上網)	discrete	numeric-12.0	51925	3	-
7	d3_4	D3.請問您用什麼方法找尋工作?(可複選)：自我推薦及詢問	discrete	numeric-12.0	51925	3	-
8	d3_5	D3.請問您用什麼方法找尋工作?(可複選)：向公立就業服務機構求職(含上網)	discrete	numeric-12.0	51925	3	-
9	d3_6	D3.請問您用什麼方法找尋工作?(可複選)：原住民專線或都會區就業服務台	discrete	numeric-12.0	51925	3	-

#	Name	Label	Type	Format	Valid	Invalid	Question
10	d3_7	D3.請問您用什麼方法找尋工作?(可複選)：學校輔導就業及畢業分發	discrete	numeric-12.0	51925	3	-
11	d3_8	D3.請問您用什麼方法找尋工作?(可複選)：企業主來找	discrete	numeric-12.0	51925	3	-
12	d3_9	D3.請問您用什麼方法找尋工作?(可複選)：參加政府考試分發	discrete	numeric-12.0	51925	3	-
13	d3_10	D3.請問您用什麼方法找尋工作?(可複選)：原住民就業服務員轉介	discrete	numeric-12.0	51925	3	-
14	d3_11	D3.請問您用什麼方法找尋工作?(可複選)：原住民社團(如：同鄉會)轉介	discrete	numeric-12.0	51925	3	-
15	d3_12	D3.請問您用什麼方法找尋工作?(可複選)：看電視、聽廣播	discrete	numeric-12.0	51925	3	-
16	d3_13	D3.請問您用什麼方法找尋工作?(可複選)：民意代表介紹	discrete	numeric-12.0	51925	3	-
17	d3_14	D3.請問您用什麼方法找尋工作?(可複選)：應徵招貼廣告	discrete	numeric-12.0	51925	3	-
18	d3_15	D3.請問您用什麼方法找尋工作?(可複選)：宗教團體介紹(如：教會)	discrete	numeric-12.0	51925	3	-
19	d3_16	D3.請問您用什麼方法找尋工作?(可複選)：其他	discrete	numeric-12.0	51926	2	-
20	d4	D4.請問您想找個全日的工作，還是只是想找個部分時間的工作?	discrete	numeric-12.0	51928	0	-
21	d5	D5.請問您在找尋工作過程中，有沒有遇到過工作機會?	discrete	numeric-12.0	51928	0	-
22	d5_1_1	D5-1.請問您遇到什麼工作機會?(可複選)：全日工作	discrete	numeric-12.0	51740	188	-
23	d5_1_2	D5-1.請問您遇到什麼工作機會?(可複選)：部分時間工作	discrete	numeric-12.0	41031	10897	-
24	d5_1_3	D5-1.請問您遇到什麼工作機會?(可複選)：臨時性工作	discrete	numeric-12.0	51418	510	-
25	d5_1_4	D5-1.請問您遇到什麼工作機會?(可複選)：派遣工作	discrete	numeric-12.0	51928	0	-
26	d5_1_5	D5-1.請問您遇到什麼工作機會?(可複選)：其他	discrete	numeric-12.0	51928	0	-
27	d5_2_1	D5-2.請問您沒有去工作的原因是什麼?(可複選)：待遇太低(答完後跳答D6)	discrete	numeric-12.0	51928	0	-
28	d5_2_2	D5-2.請問您沒有去工作的原因是什麼?(可複選)：工作環境不良(答完後跳答D6)	discrete	numeric-12.0	51928	0	-

#	Name	Label	Type	Format	Valid	Invalid	Question
29	d5_2_3	D5-2.請問您沒有去工作的原因是什麼?(可複選): 學非所用(答完後跳答D6)	discrete	numeric-12.0	51928	0	-
30	d5_2_4	D5-2.請問您沒有去工作的原因是什麼?(可複選): 工時不適合(答完後跳答D6)	discrete	numeric-12.0	51928	0	-
31	d5_2_5	D5-2.請問您沒有去工作的原因是什麼?(可複選): 離家太遠(答完後跳答D6)	discrete	numeric-12.0	51928	0	-
32	d5_2_6	D5-2.請問您沒有去工作的原因是什麼?(可複選): 無一起工作的同伴(答完後跳答D6)	discrete	numeric-12.0	51928	0	-
33	d5_2_7	D5-2.請問您沒有去工作的原因是什麼?(可複選): 遠景不佳(答完後跳答D6)	discrete	numeric-12.0	51928	0	-
34	d5_2_8	D5-2.請問您沒有去工作的原因是什麼?(可複選): 其他(答完後跳答D6)	discrete	numeric-12.0	51928	0	-
35	d5_3_1	D5-3.請問您找尋工作中, 遭遇的困難是什麼?(可複選): 就業資訊不足	discrete	numeric-12.0	51928	0	-
36	d5_3_2	D5-3.請問您找尋工作中, 遭遇的困難是什麼?(可複選): 本身技術不合	discrete	numeric-12.0	51928	0	-
37	d5_3_3	D5-3.請問您找尋工作中, 遭遇的困難是什麼?(可複選): 生活圈內沒有工作機會	discrete	numeric-12.0	51928	0	-
38	d5_3_4	D5-3.請問您找尋工作中, 遭遇的困難是什麼?(可複選): 生活圈以外沒有工作機會	discrete	numeric-12.0	51928	0	-
39	d5_3_5	D5-3.請問您找尋工作中, 遭遇的困難是什麼?(可複選): 工作機會被外勞排擠	discrete	numeric-12.0	51928	0	-
40	d5_3_6	D5-3.請問您找尋工作中, 遭遇的困難是什麼?(可複選): 教育程度限制	discrete	numeric-12.0	51928	0	-
41	d5_3_7	D5-3.請問您找尋工作中, 遭遇的困難是什麼?(可複選): 年齡限制	discrete	numeric-12.0	51928	0	-
42	d5_3_8	D5-3.請問您找尋工作中, 遭遇的困難是什麼?(可複選): 性別限制	discrete	numeric-12.0	51928	0	-
43	d5_3_9	D5-3.請問您找尋工作中, 遭遇的困難是什麼?(可複選): 原住民身分限制	discrete	numeric-12.0	51928	0	-
44	d5_3_10	D5-3.請問您找尋工作中, 遭遇的困難是什麼?(可複選): 身體不好無法找到合適的工作	discrete	numeric-12.0	51928	0	-
45	d5_3_11	D5-3.請問您找尋工作中, 遭遇的困難是什麼?(可複選): 要照顧家庭無法找到合適的工作	discrete	numeric-12.0	51928	0	-

#	Name	Label	Type	Format	Valid	Invalid	Question
46	d5_3_12	D5-3.請問您找尋工作中, 遭遇的困難是什麼?(可複選): 職災造成身體傷害限制工作機會	discrete	numeric-12.0	51928	0	-
47	d5_3_13	D5-3.請問您找尋工作中, 遭遇的困難是什麼?(可複選): 其他	discrete	numeric-12.0	51928	0	-
48	d6	D6.請問您從前有過工作嗎?	discrete	numeric-12.0	51928	0	-
49	d6_1	D6-1.請問您離開上次工作的主要原因是什麼?	discrete	numeric-12.0	51928	0	-
50	d6_2	D6-2.請問您離開上次工作的方式是?	discrete	numeric-12.0	51928	0	-
51	d7_1	D7.請問您最希望從事哪些項目的工作內容?(包括自行創業;可複選, 最多三項): 餐飲旅遊運動(跳答D9)	discrete	numeric-12.0	51928	0	-
52	d7_2	D7.請問您最希望從事哪些項目的工作內容?(包括自行創業;可複選, 最多三項): 技術服務(跳答D9)	discrete	numeric-12.0	51928	0	-
53	d7_3	D7.請問您最希望從事哪些項目的工作內容?(包括自行創業;可複選, 最多三項): 營建職類(跳答D9)	discrete	numeric-12.0	51928	0	-
54	d7_4	D7.請問您最希望從事哪些項目的工作內容?(包括自行創業;可複選, 最多三項): 品管製造(跳答D9)	discrete	numeric-12.0	51928	0	-
55	d7_5	D7.請問您最希望從事哪些項目的工作內容?(包括自行創業;可複選, 最多三項): 農林漁牧(跳答D9)	discrete	numeric-12.0	51928	0	-
56	d7_6	D7.請問您最希望從事哪些項目的工作內容?(包括自行創業;可複選, 最多三項): 行政經營(跳答D9)	discrete	numeric-12.0	51928	0	-
57	d7_7	D7.請問您最希望從事哪些項目的工作內容?(包括自行創業;可複選, 最多三項): 廣告美編(跳答D9)	discrete	numeric-12.0	51928	0	-
58	d7_8	D7.請問您最希望從事哪些項目的工作內容?(包括自行創業;可複選, 最多三項): 娛樂演藝(跳答D9)	discrete	numeric-12.0	51928	0	-
59	d7_9	D7.請問您最希望從事哪些項目的工作內容?(包括自行創業;可複選, 最多三項): 醫藥美容(跳答D9)	discrete	numeric-12.0	51928	0	-
60	d7_10	D7.請問您最希望從事哪些項目的工作內容?(包括自行創業;可複選, 最多三項): 業務行銷(跳答D9)	discrete	numeric-12.0	51928	0	-
61	d7_11	D7.請問您最希望從事哪些項目的工作內容?(包括自	discrete	numeric-12.0	51928	0	-

#	Name	Label	Type	Format	Valid	Invalid	Question
		行創業;可複選, 最多三項): 客戶服務(跳答D9)					
62	d7_12	D7.請問您最希望從事哪些項目的工作內容?(包括自行創業;可複選, 最多三項): 教育學術(跳答D9)	discrete	numeric-12.0	51928	0	-
63	d7_13	D7.請問您最希望從事哪些項目的工作內容?(包括自行創業;可複選, 最多三項): 保全警衛(跳答D9)	discrete	numeric-12.0	51928	0	-
64	d7_14	D7.請問您最希望從事哪些項目的工作內容?(包括自行創業;可複選, 最多三項): 人事法務(跳答D9)	discrete	numeric-12.0	51928	0	-
65	d7_15	D7.請問您最希望從事哪些項目的工作內容?(包括自行創業;可複選, 最多三項): 電腦硬體(跳答D9)	discrete	numeric-12.0	51928	0	-
66	d7_16	D7.請問您最希望從事哪些項目的工作內容?(包括自行創業;可複選, 最多三項): 交通及物流服務(跳答D9)	discrete	numeric-12.0	51928	0	-
67	d7_17	D7.請問您最希望從事哪些項目的工作內容?(包括自行創業;可複選, 最多三項): 家事服務(跳答D9)	discrete	numeric-12.0	51928	0	-
68	d7_18	D7.請問您最希望從事哪些項目的工作內容?(包括自行創業;可複選, 最多三項): 財會金融(跳答D9)	discrete	numeric-12.0	51928	0	-
69	d7_19	D7.請問您最希望從事哪些項目的工作內容?(包括自行創業;可複選, 最多三項): 資訊軟體(跳答D9)	discrete	numeric-12.0	51928	0	-
70	d7_20	D7.請問您最希望從事哪些項目的工作內容?(包括自行創業;可複選, 最多三項): 傳播媒體(跳答D9)	discrete	numeric-12.0	51928	0	-
71	d7_21	D7.請問您最希望從事哪些項目的工作內容?(包括自行創業;可複選, 最多三項): 其他(跳答D9)	discrete	numeric-12.0	51928	0	-
72	d8	D8.請問您這次沒工作時, 有沒有去找工作?	discrete	numeric-12.0	51924	4	-
73	d8_1_1	D8-1.請問您沒有找工作的原因?(可複選): 就業資訊不足	discrete	numeric-12.0	51924	4	-
74	d8_1_2	D8-1.請問您沒有找工作的原因?(可複選): 缺乏找工作的經費	discrete	numeric-12.0	51924	4	-
75	d8_1_3	D8-1.請問您沒有找工作的原因?(可複選): 必須照顧家人	discrete	numeric-12.0	51924	4	-
76	d8_1_4	D8-1.請問您沒有找工作的原因?(可複選): 健康不佳	discrete	numeric-12.0	51924	4	-

#	Name	Label	Type	Format	Valid	Invalid	Question
77	d8_1_5	D8-1.請問您沒有找工作的原因?(可複選)：協助家裡工作	discrete	numeric-12.0	51924	4	-
78	d8_1_6	D8-1.請問您沒有找工作的原因?(可複選)：協助家園復建	discrete	numeric-12.0	51924	4	-
79	d8_1_7	D8-1.請問您沒有找工作的原因?(可複選)：準備升學	discrete	numeric-12.0	51924	4	-
80	d8_1_8	D8-1.請問您沒有找工作的原因?(可複選)：其他	discrete	numeric-12.0	51924	4	-
81	d9_1	D9.在沒有工作期間, 您主要經濟來源為何?(可複選)：積蓄	discrete	numeric-12.0	51928	0	-
82	d9_2	D9.在沒有工作期間, 您主要經濟來源為何?(可複選)：家庭協助	discrete	numeric-12.0	51928	0	-
83	d9_3	D9.在沒有工作期間, 您主要經濟來源為何?(可複選)：親友協助	discrete	numeric-12.0	51928	0	-
84	d9_4	D9.在沒有工作期間, 您主要經濟來源為何?(可複選)：社區或部落協助	discrete	numeric-12.0	51928	0	-
85	d9_5	D9.在沒有工作期間, 您主要經濟來源為何?(可複選)：借貸	discrete	numeric-12.0	51928	0	-
86	d9_6	D9.在沒有工作期間, 您主要經濟來源為何?(可複選)：失業給付	discrete	numeric-12.0	51928	0	-
87	d9_7	D9.在沒有工作期間, 您主要經濟來源為何?(可複選)：政府救助	discrete	numeric-12.0	51928	0	-
88	d9_8	D9.在沒有工作期間, 您主要經濟來源為何?(可複選)：民間救助	discrete	numeric-12.0	51928	0	-
89	d9_9	D9.在沒有工作期間, 您主要經濟來源為何?(可複選)：中低收入戶老人生活津貼	discrete	numeric-12.0	51928	0	-
90	d9_10	D9.在沒有工作期間, 您主要經濟來源為何?(可複選)：職業訓練生活津貼	discrete	numeric-12.0	51928	0	-
91	d9_11	D9.在沒有工作期間, 您主要經濟來源為何?(可複選)：其他	discrete	numeric-12.0	51927	1	-

### Group E部分：其他

#	Name	Label	Type	Format	Valid	Invalid	Question
1	e1	E1.請問您主要經濟來源工作的每月收入是多少?	discrete	numeric-12.0	50598	1330	-
2	e2	E2.請問您主要經濟來源工作外的每月其他收入是多少?	discrete	numeric-12.0	51927	1	-



#	Name	Label	Type	Format	Valid	Invalid	Question
3	e3	E3.請問您是否曾經離開職場一段時間，再度恢復工作?	discrete	numeric-12.0	51926	2	-
4	e3_1_1	E3-1.請問您離開職場至再度恢復工作這一段時間有多久?__年	discrete	numeric-12.0	51927	1	-
5	e3_1_2	E3-1.請問您離開職場至再度恢復工作這一段時間有多久?__月	discrete	numeric-12.0	51927	1	-
6	e4	E4.請問您曾經在工作場所遇到職業災害嗎?	discrete	numeric-12.0	51928	0	-
7	e4_1_1	E4-1請問是誰提供的賠償?(可複選): 雇主	discrete	numeric-12.0	51928	0	-
8	e4_1_2	E4-1請問是誰提供的賠償?(可複選): 勞工保險	discrete	numeric-12.0	51928	0	-
9	e4_1_3	E4-1請問是誰提供的賠償?(可複選): 公保、農漁保	discrete	numeric-12.0	51928	0	-
10	e4_1_4	E4-1請問是誰提供的賠償?(可複選): 民間保險	discrete	numeric-12.0	51928	0	-
11	e4_1_5	E4-1請問是誰提供的賠償?(可複選): 沒有賠償	discrete	numeric-12.0	51928	0	-
12	e4_1_6	E4-1請問是誰提供的賠償?(可複選): 其他	discrete	numeric-12.0	51928	0	-
13	e4_1_7	E4-1請問是誰提供的賠償?(可複選): 不知道	discrete	numeric-12.0	51928	0	-
14	e4_2	E4-2.請問您的傷害或疾病，對您工作有何影響?	discrete	numeric-12.0	51927	1	-
15	e5	E5.請問您有沒有收過工作安全與職災預防宣導資料?	discrete	numeric-12.0	51928	0	-
16	e6	E6.請問您有沒有接受過職業安全衛生(含職業災害預防)相關課程?	discrete	numeric-12.0	51928	0	-
17	e6_1_1	E6-1.請問您接受職業安全衛生相關課程的辦理單位是?(可複選): 政府(跳答E7)	discrete	numeric-12.0	51926	2	-
18	e6_1_2	E6-1.請問您接受職業安全衛生相關課程的辦理單位是?(可複選): 工會(跳答E7)	discrete	numeric-12.0	51927	1	-
19	e6_1_3	E6-1.請問您接受職業安全衛生相關課程的辦理單位是?(可複選): 教會(跳答E7)	discrete	numeric-12.0	51928	0	-
20	e6_1_4	E6-1.請問您接受職業安全衛生相關課程的辦理單位是?(可複選): 公司(跳答E7)	discrete	numeric-12.0	51928	0	-
21	e6_1_5	E6-1.請問您接受職業安全衛生相關課程的辦理單位是?(可複選): 民間組織(跳答E7)	discrete	numeric-12.0	51928	0	-
22	e6_1_6	E6-1.請問您接受職業安全衛生相關課程的辦理單位	discrete	numeric-12.0	51928	0	-

#	Name	Label	Type	Format	Valid	Invalid	Question
		是?(可複選)：其他(跳答E7)					
23	e6_2_1	E6-2.請問您沒有參加職業安全衛生相關課程的原因是?(可複選)：課程無法學以致用	discrete	numeric-12.0	51928	0	-
24	e6_2_2	E6-2.請問您沒有參加職業安全衛生相關課程的原因是?(可複選)：沒有收到課程訊息	discrete	numeric-12.0	51928	0	-
25	e6_2_3	E6-2.請問您沒有參加職業安全衛生相關課程的原因是?(可複選)：沒有強制規定要參加	discrete	numeric-12.0	51928	0	-
26	e6_2_4	E6-2.請問您沒有參加職業安全衛生相關課程的原因是?(可複選)：課程不重要	discrete	numeric-12.0	51928	0	-
27	e6_2_5	E6-2.請問您沒有參加職業安全衛生相關課程的原因是?(可複選)：沒有時間參加	discrete	numeric-12.0	51927	1	-
28	e6_2_6	E6-2.請問您沒有參加職業安全衛生相關課程的原因是?(可複選)：其他	discrete	numeric-12.0	51928	0	-
29	e7	E7.請問您有沒有發生過勞資爭議?	discrete	numeric-12.0	51925	3	-
30	e7_1_1	E7-1.請問是哪種勞資爭議?(可複選)：薪資未付(含工時記錄錯誤)	discrete	numeric-12.0	51927	1	-
31	e7_1_2	E7-1.請問是哪種勞資爭議?(可複選)：解僱時欠薪資	discrete	numeric-12.0	51928	0	-
32	e7_1_3	E7-1.請問是哪種勞資爭議?(可複選)：資遣費爭議	discrete	numeric-12.0	51928	0	-
33	e7_1_4	E7-1.請問是哪種勞資爭議?(可複選)：職業災害爭議	discrete	numeric-12.0	51928	0	-
34	e7_1_5	E7-1.請問是哪種勞資爭議?(可複選)：退休金爭議	discrete	numeric-12.0	51928	0	-
35	e7_1_6	E7-1.請問是哪種勞資爭議?(可複選)：其他	discrete	numeric-12.0	51928	0	-
36	e8	E8.請問您從以前到現在，在工作的場所中有沒有因為原住民的身分受到歧視?	discrete	numeric-12.0	51928	0	-
37	e9	E9.假設您的工作能力在最好的狀況為10分，請問您給目前的工作能力打幾分?	discrete	numeric-12.0	51928	0	-
38	e10	E10.請問您從以前到現在有沒有參加過政府或民間機構所辦理的職業訓練?	discrete	numeric-12.0	51923	5	-
39	e10_1	E10-1.請問您參加職業訓練後，有沒有從事與職訓內容相關的工作?	discrete	numeric-12.0	51926	2	-
40	e10_2_1	E10-2.請問您沒有從事相關工作的原因?(可複選)：沒有工作機會	discrete	numeric-12.0	51928	0	-

#	Name	Label	Type	Format	Valid	Invalid	Question
41	e10_2_2	E10-2.請問您沒有從事相關工作的原因?(可複選): 身體狀況不佳	discrete	numeric-12.0	51924	4	-
42	e10_2_3	E10-2.請問您沒有從事相關工作的原因?(可複選): 沒有證照, 無法僱用	discrete	numeric-12.0	51928	0	-
43	e10_2_4	E10-2.請問您沒有從事相關工作的原因?(可複選): 改變對就業的看法	discrete	numeric-12.0	51928	0	-
44	e10_2_5	E10-2.請問您沒有從事相關工作的原因?(可複選): 家務太忙	discrete	numeric-12.0	51928	0	-
45	e10_2_6	E10-2.請問您沒有從事相關工作的原因?(可複選): 酬勞太低福利差	discrete	numeric-12.0	51928	0	-
46	e10_2_7	E10-2.請問您沒有從事相關工作的原因?(可複選): 工作繁重無法勝任	discrete	numeric-12.0	51928	0	-
47	e10_2_8	E10-2.請問您沒有從事相關工作的原因?(可複選): 因原住民身分被歧視	discrete	numeric-12.0	51928	0	-
48	e10_2_9	E10-2.請問您沒有從事相關工作的原因?(可複選): 結婚或生育	discrete	numeric-12.0	51928	0	-
49	e10_2_10	E10-2.請問您沒有從事相關工作的原因?(可複選): 工作地點離住處太遠	discrete	numeric-12.0	51928	0	-
50	e10_2_11	E10-2.請問您沒有從事相關工作的原因?(可複選): 家人生病	discrete	numeric-12.0	51928	0	-
51	e10_2_12	E10-2.請問您沒有從事相關工作的原因?(可複選): 找不到與訓練相關的工作	discrete	numeric-12.0	51928	0	-
52	e10_2_13	E10-2.請問您沒有從事相關工作的原因?(可複選): 其他	discrete	numeric-12.0	51928	0	-
53	e11	E11.請問您想不想(再)參加政府或民間機構所辦理的職業訓練?	discrete	numeric-12.0	51928	0	-
54	e11_1_1	E11-1.想問您想要參加那些職業訓練?(可複選): 金屬、機械加工類(跳答E12)	discrete	numeric-12.0	51928	0	-
55	e11_1_2	E11-1.想問您想要參加那些職業訓練?(可複選): 電機、電匠類(跳答E12)	discrete	numeric-12.0	51928	0	-
56	e11_1_3	E11-1.想問您想要參加那些職業訓練?(可複選): 電子、儀表類(跳答E12)	discrete	numeric-12.0	51928	0	-
57	e11_1_4	E11-1.想問您想要參加那些職業訓練?(可複選): 焊接、配管類(跳答E12)	discrete	numeric-12.0	51928	0	-
58	e11_1_5	E11-1.想問您想要參加那些職業訓練?(可複選): 營建、木工類(跳答E12)	discrete	numeric-12.0	51928	0	-

#	Name	Label	Type	Format	Valid	Invalid	Question
59	e11_1_6	E11-1.想問您想要參加那些職業訓練?(可複選)：電腦、資訊類(跳答E12)	discrete	numeric-12.0	51928	0	-
60	e11_1_7	E11-1.想問您想要參加那些職業訓練?(可複選)：印刷、製版類(跳答E12)	discrete	numeric-12.0	51925	3	-
61	e11_1_8	E11-1.想問您想要參加那些職業訓練?(可複選)：看護工作(跳答E12)	discrete	numeric-12.0	51928	0	-
62	e11_1_9	E11-1.想問您想要參加那些職業訓練?(可複選)：清潔維護工作(跳答E12)	discrete	numeric-12.0	51928	0	-
63	e11_1_10	E11-1.想問您想要參加那些職業訓練?(可複選)：車輛維修類(跳答E12)	discrete	numeric-12.0	51928	0	-
64	e11_1_11	E11-1.想問您想要參加那些職業訓練?(可複選)：職業駕駛(跳答E12)	discrete	numeric-12.0	51928	0	-
65	e11_1_12	E11-1.想問您想要參加那些職業訓練?(可複選)：文化產業技藝訓練類(跳答E12)	discrete	numeric-12.0	51928	0	-
66	e11_1_13	E11-1.想問您想要參加那些職業訓練?(可複選)：民宿管理、餐飲服務類(跳答E12)	discrete	numeric-12.0	51928	0	-
67	e11_1_14	E11-1.想問您想要參加那些職業訓練?(可複選)：美容、美髮類(跳答E12)	discrete	numeric-12.0	51928	0	-
68	e11_1_15	E11-1.想問您想要參加那些職業訓練?(可複選)：居家服務類(跳答E12)	discrete	numeric-12.0	51928	0	-
69	e11_1_16	E11-1.想問您想要參加那些職業訓練?(可複選)：園藝、造景(跳答E12)	discrete	numeric-12.0	51926	2	-
70	e11_1_17	E11-1.想問您想要參加那些職業訓練?(可複選)：商業行銷類(跳答E12)	discrete	numeric-12.0	51922	6	-
71	e11_1_18	E11-1.想問您想要參加那些職業訓練?(可複選)：觀光旅遊服務類(跳答E12)	discrete	numeric-12.0	51928	0	-
72	e11_1_19	E11-1.想問您想要參加那些職業訓練?(可複選)：大眾傳播媒體類(跳答E12)	discrete	numeric-12.0	51928	0	-
73	e11_1_20	E11-1.想問您想要參加那些職業訓練?(可複選)：其他(跳答E12)	discrete	numeric-12.0	51928	0	-
74	e11_2_1	E11-2.想問您不想要參加職業訓練的原因?(可複選)：職訓課程無法學以致用	discrete	numeric-12.0	51928	0	-
75	e11_2_2	E11-2.想問您不想要參加職業訓練的原因?(可複選)：職訓課程遠景不佳	discrete	numeric-12.0	51925	3	-
76	e11_2_3	E11-2.想問您不想要參加職業訓練的原因?(可複選)：擔心可能找不到與訓練相關工作	discrete	numeric-12.0	51925	3	-

#	Name	Label	Type	Format	Valid	Invalid	Question
77	e11_2_4	E11-2.想問您不想要參加職業訓練的原因?(可複選): 職訓課程不是自己想要的	discrete	numeric-12.0	51928	0	-
78	e11_2_5	E11-2.想問您不想要參加職業訓練的原因?(可複選): 職訓地點離家太遠	discrete	numeric-12.0	51928	0	-
79	e11_2_6	E11-2.想問您不想要參加職業訓練的原因?(可複選): 無法配合職訓上課時間	discrete	numeric-12.0	51928	0	-
80	e11_2_7	E11-2.想問您不想要參加職業訓練的原因?(可複選): 參與職訓無法自我肯定	discrete	numeric-12.0	51928	0	-
81	e11_2_8	E11-2.想問您不想要參加職業訓練的原因?(可複選): 無法負擔參與職訓的花費	discrete	numeric-12.0	51928	0	-
82	e11_2_9	E11-2.想問您不想要參加職業訓練的原因?(可複選): 沒有想參加的課程	discrete	numeric-12.0	51928	0	-
83	e11_2_10	E11-2.想問您不想要參加職業訓練的原因?(可複選): 家人生病, 需要照顧	discrete	numeric-12.0	51928	0	-
84	e11_2_11	E11-2.想問您不想要參加職業訓練的原因?(可複選): 身體狀況不佳	discrete	numeric-12.0	51928	0	-
85	e11_2_12	E11-2.想問您不想要參加職業訓練的原因?(可複選): 家務太忙	discrete	numeric-12.0	51926	2	-
86	e11_2_13	E11-2.想問您不想要參加職業訓練的原因?(可複選): 結婚或生育	discrete	numeric-12.0	51928	0	-
87	e11_2_14	E11-2.想問您不想要參加職業訓練的原因?(可複選): 其他	discrete	numeric-12.0	51928	0	-
88	e12_1	E12.請問您目前需要政府提供什麼就業服務?(可複選): 就業資訊	discrete	numeric-12.0	51928	0	-
89	e12_2	E12.請問您目前需要政府提供什麼就業服務?(可複選): 就業諮詢	discrete	numeric-12.0	51920	8	-
90	e12_3	E12.請問您目前需要政府提供什麼就業服務?(可複選): 就業媒合	discrete	numeric-12.0	51925	3	-
91	e12_4	E12.請問您目前需要政府提供什麼就業服務?(可複選): 生涯輔導	discrete	numeric-12.0	51928	0	-
92	e12_5	E12.請問您目前需要政府提供什麼就業服務?(可複選): 就業座談會	discrete	numeric-12.0	51928	0	-
93	e12_6	E12.請問您目前需要政府提供什麼就業服務?(可複選): 創業輔導	discrete	numeric-12.0	51928	0	-
94	e12_7	E12.請問您目前需要政府提供什麼就業服務?(可複選): 勞動合作社輔導	discrete	numeric-12.0	51923	5	-

#	Name	Label	Type	Format	Valid	Invalid	Question
95	e12_8	E12.請問您目前需要政府提供什麼就業服務?(可複選)：其他	discrete	numeric-12.0	51924	4	-
96	e12_9	E12.請問您目前需要政府提供什麼就業服務?(可複選)：都不需要	discrete	numeric-12.0	51923	5	-
97	e13_1	E13.請問您目前有沒有參加下列社會保險?(可複選)：全民健康保險(跳答E14)	discrete	numeric-12.0	51921	7	-
98	e13_2	E13.請問您目前有沒有參加下列社會保險?(可複選)：勞工保險(跳答E14)	discrete	numeric-12.0	51911	17	-
99	e13_3	E13.請問您目前有沒有參加下列社會保險?(可複選)：農民健康保險(跳答E14)	discrete	numeric-12.0	51923	5	-
100	e13_4	E13.請問您目前有沒有參加下列社會保險?(可複選)：漁民保險(跳答E14)	discrete	numeric-12.0	51925	3	-
101	e13_5	E13.請問您目前有沒有參加下列社會保險?(可複選)：公保(跳答E14)	discrete	numeric-12.0	51927	1	-
102	e13_6	E13.請問您目前有沒有參加下列社會保險?(可複選)：軍保(跳答E14)	discrete	numeric-12.0	51925	3	-
103	e13_7	E13.請問您目前有沒有參加下列社會保險?(可複選)：國民年金(跳答E14)	discrete	numeric-12.0	51924	4	-
104	e13_8	E13.請問您目前有沒有參加下列社會保險?(可複選)：其他(跳答E14)	discrete	numeric-12.0	51926	2	-
105	e13_9	E13.請問您目前有沒有參加下列社會保險?(可複選)：沒有參加任何社會保險	discrete	numeric-12.0	51928	0	-
106	e13_1_1	E13-1.請問您沒有參加社會保險的原因?(可複選)：不知道有這些保險	discrete	numeric-12.0	51928	0	-
107	e13_1_2	E13-1.請問您沒有參加社會保險的原因?(可複選)：不知道如何參加	discrete	numeric-12.0	51928	0	-
108	e13_1_3	E13-1.請問您沒有參加社會保險的原因?(可複選)：參加條件太嚴苛	discrete	numeric-12.0	51928	0	-
109	e13_1_4	E13-1.請問您沒有參加社會保險的原因?(可複選)：申請手續麻煩	discrete	numeric-12.0	51928	0	-
110	e13_1_5	E13-1.請問您沒有參加社會保險的原因?(可複選)：不需要參加	discrete	numeric-12.0	51928	0	-
111	e13_1_6	E13-1.請問您沒有參加社會保險的原因?(可複選)：沒有多餘的錢投保	discrete	numeric-12.0	51928	0	-
112	e13_1_7	E13-1.請問您沒有參加社會保險的原因?(可複選)：其他	discrete	numeric-12.0	51928	0	-
113	e14_1	E14.除了社會保險之外，請問您目前是否有參加其他	discrete	numeric-12.0	51928	0	-

#	Name	Label	Type	Format	Valid	Invalid	Question
		的商業保險?(可複選): 意外保險(含學生平安保險)					
114	e14_2	E14.除了社會保險之外, 請問您目前是否有參加其他的商業保險?(可複選): 壽險	discrete	numeric-12.0	51928	0	-
115	e14_3	E14.除了社會保險之外, 請問您目前是否有參加其他的商業保險?(可複選): 醫療險	discrete	numeric-12.0	51928	0	-
116	e14_4	E14.除了社會保險之外, 請問您目前是否有參加其他的商業保險?(可複選): 其他	discrete	numeric-12.0	51926	2	-
117	e14_5	E14.除了社會保險之外, 請問您目前是否有參加其他的商業保險?(可複選): 沒有參加其他的保險	discrete	numeric-12.0	51923	5	-
118	e15_1	E15.如果有工作職缺要通知您, 請問您希望透過哪些方式?(可複選): 實體郵件寄送	discrete	numeric-12.0	51928	0	-
119	e15_2	E15.如果有工作職缺要通知您, 請問您希望透過哪些方式?(可複選): 教會	discrete	numeric-12.0	51928	0	-
120	e15_3	E15.如果有工作職缺要通知您, 請問您希望透過哪些方式?(可複選): 就業服務員	discrete	numeric-12.0	51928	0	-
121	e15_4	E15.如果有工作職缺要通知您, 請問您希望透過哪些方式?(可複選): 電子郵件寄送	discrete	numeric-12.0	51928	0	-
122	e15_5	E15.如果有工作職缺要通知您, 請問您希望透過哪些方式?(可複選): 電話通知	discrete	numeric-12.0	51928	0	-
123	e15_6	E15.如果有工作職缺要通知您, 請問您希望透過哪些方式?(可複選): 其他	discrete	numeric-12.0	51919	9	-

# Variables Description

Dataset contains 300 variable(s)



File : data105

# id: 年度資料流水編

Information	[Type= discrete] [Format=numeric] [Range= 1-13928] [Missing=*]		
Statistics [NW/ W]	[Valid=51928 /-] [Invalid=0 /-]		

# type: 樣本編號

Information	[Type= discrete] [Format=numeric] [Range= 1-99] [Missing=*]		
Statistics [NW/ W]	[Valid=51928 /-] [Invalid=0 /-]		

Value	Label	Cases	Percentage
1	新增樣本	24544	<div></div> 47.3%
2	追蹤樣本	27384	<div></div> 52.7%
99	遺漏值	0	

Warning: these figures indicate the number of cases found in the data file. They cannot be interpreted as summary statistics of the population of interest.

# citya: 統計區域

Information	[Type= discrete] [Format=numeric] [Range= 1-99] [Missing=*]		
Statistics [NW/ W]	[Valid=48150 /-] [Invalid=3778 /-]		

Value	Label	Cases	Percentage
1	北部地區	13441	<div></div> 27.9%
2	中部地區	7000	<div></div> 14.5%
3	南部地區	9553	<div></div> 19.8%
4	東部地區	18156	<div></div> 37.7%
99	遺漏值	0	
Sysmiss		3778	

Warning: these figures indicate the number of cases found in the data file. They cannot be interpreted as summary statistics of the population of interest.

# level: 層別

Information	[Type= discrete] [Format=numeric] [Range= 0-99] [Missing=*]		
Statistics [NW/ W]	[Valid=51928 /-] [Invalid=0 /-]		

Value	Label	Cases	Percentage
0		12	0.0%
1	山地鄉	18438	<div></div> 35.5%
2	平地鄉	15084	<div></div> 29.0%
3	非原住民鄉鎮	18359	<div></div> 35.4%
4		13	0.0%
5		14	0.0%
6		4	0.0%
7		1	0.0%
8		2	0.0%
9		1	0.0%
99	遺漏值	0	

Warning: these figures indicate the number of cases found in the data file. They cannot be interpreted as summary statistics of the population of interest.

# h1: 本戶共填寫調查表—份

Information	[Type= discrete] [Format=numeric] [Range= 0-99] [Missing=*]		
Statistics [NW/ W]	[Valid=51928 /-] [Invalid=0 /-]		

# File : data105

# h1: 本戶共填寫調查表——份

Value	Label	Cases	Percentage
0		5	0.0%
1		11519	22.2%
2		13563	26.1%
3		11743	22.6%
4		7526	14.5%
5		4279	8.2%
6		1368	2.6%
7		1190	2.3%
8		257	0.5%
9		172	0.3%
10		48	0.1%
11		19	0.0%
12		62	0.1%
14		25	0.0%
16		12	0.0%
99	遺漏值	140	0.3%

Warning: these figures indicate the number of cases found in the data file. They cannot be interpreted as summary statistics of the population of interest.

# h2: 15歲以上戶內原住民人口數——人

Information	[Type= discrete] [Format=numeric] [Range= 1-99] [Missing=*]
Statistics [NW/ W]	[Valid=51927 /-] [Invalid=1 /-]

Value	Label	Cases	Percentage
1		6706	12.9%
2		9652	18.6%
3		11685	22.5%
4		10163	19.6%
5		6679	12.9%
6		3209	6.2%
7		1672	3.2%
8		765	1.5%
9		451	0.9%
10		241	0.5%
11		83	0.2%
12		175	0.3%
13		111	0.2%
14		28	0.1%
15		24	0.0%
16		40	0.1%
17		2	0.0%
20		1	0.0%
99	遺漏值	240	0.5%
Sysmiss		1	

Warning: these figures indicate the number of cases found in the data file. They cannot be interpreted as summary statistics of the population of interest.

## File : data105

### # h3: 戸内人口編號

**Information** [Type= discrete] [Format=numeric] [Range= 0-99] [Missing=\*]

**Statistics [NW/ W]** [Valid=51907 /-] [Invalid=21 /-]

Value	Label	Cases	Percentage
0		1	0.0%
1		17235	33.2%
2		17794	34.3%
3		9062	17.5%
4		3848	7.4%
5		1466	2.8%
6		489	0.9%
7		202	0.4%
8		63	0.1%
9		21	0.0%
10		8	0.0%
11		12	0.0%
12		2	0.0%
13		4	0.0%
21		12	0.0%
98		79	0.2%
99	遺漏値	1609	3.1%
Sysmiss		21	

Warning: these figures indicate the number of cases found in the data file. They cannot be interpreted as summary statistics of the population of interest.

### # a1: A1.是否為本人回答

**Information** [Type= discrete] [Format=numeric] [Range= 1-99] [Missing=\*]

**Statistics [NW/ W]** [Valid=51916 /-] [Invalid=12 /-]

Value	Label	Cases	Percentage
1	本人	29977	57.7%
2	非本人	21645	41.7%
3		9	0.0%
4		2	0.0%
5		3	0.0%
14		3	0.0%
98		14	0.0%
99	遺漏値	263	0.5%
Sysmiss		12	

Warning: these figures indicate the number of cases found in the data file. They cannot be interpreted as summary statistics of the population of interest.

### # a1\_1: A1-1.訪問方式

**Information** [Type= discrete] [Format=numeric] [Range= 1-99] [Missing=\*]

**Statistics [NW/ W]** [Valid=51911 /-] [Invalid=17 /-]

Value	Label	Cases	Percentage
1	面對面訪問	47838	92.2%
2	電話訪問	1989	3.8%

## File : data105

### # a1\_1: A1-1.訪問方式

Value	Label	Cases	Percentage
3	其他	414	0.8%
4		7	0.0%
5		2	0.0%
98		118	0.2%
99	遺漏値	1543	3.0%
Sysmiss		17	

Warning: these figures indicate the number of cases found in the data file. They cannot be interpreted as summary statistics of the population of interest.

### # a2: A2.性別

Information	[Type= discrete] [Format=numeric] [Range= 0-99] [Missing=*]
Statistics [NW/ W]	[Valid=51924 /-] [Invalid=4 /-]

Value	Label	Cases	Percentage
0		2	0.0%
1	男性	23670	45.6%
2	女性	28097	54.1%
98		1	0.0%
99	遺漏値	154	0.3%
Sysmiss		4	

Warning: these figures indicate the number of cases found in the data file. They cannot be interpreted as summary statistics of the population of interest.

### # a3: A3.請問您的出生於民前或民後

Information	[Type= discrete] [Format=numeric] [Range= 1-99] [Missing=*]
Statistics [NW/ W]	[Valid=51928 /-] [Invalid=0 /-]

Value	Label	Cases	Percentage
1	民前	213	0.4%
2	民國	50736	97.7%
3		13	0.0%
8		2	0.0%
36		1	0.0%
39		2	0.0%
52		1	0.0%
67		4	0.0%
72		4	0.0%
79		3	0.0%
98		10	0.0%
99	遺漏値	939	1.8%

Warning: these figures indicate the number of cases found in the data file. They cannot be interpreted as summary statistics of the population of interest.

### # a3\_1: A3.出生年

Information	[Type= discrete] [Format=numeric] [Range= 0-677] [Missing=*]
Statistics [NW/ W]	[Valid=51928 /-] [Invalid=0 /-]

Value	Label	Cases	Percentage
0		6	0.0%
1		5	0.0%

# File : data105

# a3\_1: A3.出生年

Value	Label	Cases	Percentage
2		7	0.0%
4		4	0.0%
5		4	0.0%
6		10	0.0%
7		4	0.0%
8		10	0.0%
9		11	0.0%
10		5	0.0%
11		8	0.0%
12		15	0.0%
13		22	0.0%
14		22	0.0%
15		33	0.1%
16		49	0.1%
17		31	0.1%
18		78	0.2%
19		75	0.1%
20		117	0.2%
21		131	0.3%
22		116	0.2%
23		188	0.4%
24		184	0.4%
25		196	0.4%
26		216	0.4%
27		268	0.5%
28		291	0.6%
29		324	0.6%
30		257	0.5%
31		353	0.7%
32		398	0.8%
33		352	0.7%
34		283	0.5%
35		342	0.7%
36		442	0.9%
37		595	1.1%
38		473	0.9%
39		598	1.2%
40		701	1.3%
41		632	1.2%
42		695	1.3%
43		719	1.4%
44		856	1.6%
45		632	1.2%

# File : data105

# a3\_1: A3.出生年

Value	Label	Cases	Percentage
46		771	1.5%
47		777	1.5%
48		839	1.6%
49		861	1.7%
50		802	1.5%
51		937	1.8%
52		880	1.7%
53		917	1.8%
54		988	1.9%
55		906	1.7%
56		830	1.6%
57		830	1.6%
58		803	1.5%
59		948	1.8%
60		934	1.8%
61		784	1.5%
62		772	1.5%
63		763	1.5%
64		840	1.6%
65		843	1.6%
66		884	1.7%
67		776	1.5%
68		814	1.6%
69		838	1.6%
70		827	1.6%
71		898	1.7%
72		879	1.7%
73		761	1.5%
74		875	1.7%
75		778	1.5%
76		701	1.3%
77		831	1.6%
78		795	1.5%
79		944	1.8%
80		969	1.9%
81		1052	2.0%
82		1037	2.0%
83		1190	2.3%
84		1284	2.5%
85		1364	2.6%
86		1232	2.4%
87		1243	2.4%
88		1194	2.3%

## File : data105

### # a3\_1: A3.出生年

Value	Label	Cases	Percentage
89		1130	<div><div></div></div> 2.2%
90		238	<div><div></div></div> 0.5%
93		1	<div><div></div></div> 0.0%
96		17	<div><div></div></div> 0.0%
97		1	<div><div></div></div> 0.0%
98		22	<div><div></div></div> 0.0%
99	遺漏値	566	<div><div></div></div> 1.1%
552		1	<div><div></div></div> 0.0%
656		1	<div><div></div></div> 0.0%
677		2	<div><div></div></div> 0.0%

Warning: these figures indicate the number of cases found in the data file. They cannot be interpreted as summary statistics of the population of interest.

### # a3\_2: A3.出生月

<b>Information</b>	[Type= discrete] [Format=numeric] [Range= 1-99] [Missing=*]
<b>Statistics [NW/ W]</b>	[Valid=51928 /-] [Invalid=0 /-]

Value	Label	Cases	Percentage
1		4898	<div><div></div></div> 9.4%
2		3973	<div><div></div></div> 7.7%
3		4153	<div><div></div></div> 8.0%
4		3858	<div><div></div></div> 7.4%
5		3838	<div><div></div></div> 7.4%
6		4180	<div><div></div></div> 8.0%
7		4116	<div><div></div></div> 7.9%
8		4324	<div><div></div></div> 8.3%
9		4478	<div><div></div></div> 8.6%
10		4752	<div><div></div></div> 9.2%
11		4297	<div><div></div></div> 8.3%
12		4252	<div><div></div></div> 8.2%
15		2	<div><div></div></div> 0.0%
17		2	<div><div></div></div> 0.0%
24		4	<div><div></div></div> 0.0%
26		4	<div><div></div></div> 0.0%
28		1	<div><div></div></div> 0.0%
48		3	<div><div></div></div> 0.0%
66		2	<div><div></div></div> 0.0%
96		13	<div><div></div></div> 0.0%
98		23	<div><div></div></div> 0.0%
99	遺漏値	755	<div><div></div></div> 1.5%

Warning: these figures indicate the number of cases found in the data file. They cannot be interpreted as summary statistics of the population of interest.

### # a3\_3: A3.出生日

<b>Information</b>	[Type= discrete] [Format=numeric] [Range= 0-99] [Missing=*]
<b>Statistics [NW/ W]</b>	[Valid=51928 /-] [Invalid=0 /-]

# File : data105

# a3\_3: A3.出生日

Value	Label	Cases	Percentage
0		4	0.0%
1		2763	5.3%
2		1899	3.7%
3		1734	3.3%
4		1558	3.0%
5		1885	3.6%
6		1749	3.4%
7		1473	2.8%
8		1671	3.2%
9		1548	3.0%
10		2242	4.3%
11		1403	2.7%
12		1779	3.4%
13		1542	3.0%
14		1536	3.0%
15		2078	4.0%
16		1531	2.9%
17		1443	2.8%
18		1559	3.0%
19		1334	2.6%
20		2210	4.3%
21		1488	2.9%
22		1522	2.9%
23		1357	2.6%
24		1419	2.7%
25		2045	3.9%
26		1489	2.9%
27		1450	2.8%
28		1649	3.2%
29		1427	2.7%
30		1504	2.9%
31		770	1.5%
33		4	0.0%
38		4	0.0%
42		2	0.0%
46		2	0.0%
48		3	0.0%
50		8	0.0%
51		5	0.0%
53		1	0.0%
57		2	0.0%
59		8	0.0%
62		4	0.0%



## File : data105

# a3\_3: A3.出生日

Value	Label	Cases	Percentage
66		6	0.0%
69		1	0.0%
79		5	0.0%
84		4	0.0%
96		13	0.0%
98		23	0.0%
99	遺漏値	772	1.5%

Warning: these figures indicate the number of cases found in the data file. They cannot be interpreted as summary statistics of the population of interest.

# a3\_4: A3-4.足歳

Information	[Type= discrete] [Format=numeric] [Range= 2-488] [Missing=*]
Statistics [NW/ W]	[Valid=51924 /-] [Invalid=4 /-]

Value	Label	Cases	Percentage
2		12	0.0%
3		6	0.0%
5		10	0.0%
6		9	0.0%
7		8	0.0%
8		2	0.0%
9		1	0.0%
10		3	0.0%
12		1	0.0%
13		3	0.0%
14		4	0.0%
15		512	1.0%
16		1105	2.1%
17		1236	2.4%
18		1196	2.3%
19		1387	2.7%
20		1201	2.3%
21		1230	2.4%
22		1111	2.1%
23		1060	2.0%
24		1092	2.1%
25		969	1.9%
26		877	1.7%
27		769	1.5%
28		901	1.7%
29		651	1.3%
30		791	1.5%
31		883	1.7%
32		774	1.5%
33		909	1.8%
34		843	1.6%

# File : data105

# a3\_4: A3-4.足歳

Value	Label	Cases	Percentage
35		899	1.7%
36		767	1.5%
37		802	1.5%
38		805	1.6%
39		912	1.8%
40		822	1.6%
41		820	1.6%
42		774	1.5%
43		748	1.4%
44		837	1.6%
45		892	1.7%
46		984	1.9%
47		790	1.5%
48		800	1.5%
49		820	1.6%
50		918	1.8%
51		994	1.9%
52		859	1.7%
53		897	1.7%
54		945	1.8%
55		842	1.6%
56		822	1.6%
57		796	1.5%
58		829	1.6%
59		727	1.4%
60		710	1.4%
61		816	1.6%
62		666	1.3%
63		686	1.3%
64		629	1.2%
65		703	1.4%
66		611	1.2%
67		452	0.9%
68		541	1.0%
69		436	0.8%
70		318	0.6%
71		298	0.6%
72		358	0.7%
73		361	0.7%
74		374	0.7%
75		277	0.5%
76		275	0.5%
77		277	0.5%

# File : data105

## # a3\_4: A3-4.足歲

Value	Label	Cases	Percentage
78		270	0.5%
79		201	0.4%
80		198	0.4%
81		201	0.4%
82		160	0.3%
83		116	0.2%
84		132	0.3%
85		89	0.2%
86		83	0.2%
87		62	0.1%
88		41	0.1%
89		61	0.1%
90		16	0.0%
91		21	0.0%
92		20	0.0%
93		15	0.0%
94		7	0.0%
95		7	0.0%
96		13	0.0%
98		19	0.0%
99	遺漏值	740	1.4%
100		1	0.0%
101		2	0.0%
488		4	0.0%
Sysmiss		4	

Warning: these figures indicate the number of cases found in the data file. They cannot be interpreted as summary statistics of the population of interest.

## # a4: A4.請問您的教育程度?

Information		[Type= discrete] [Format=numeric] [Range= 0-99] [Missing=*]	
Statistics [NW/ W]		[Valid=51927 /-] [Invalid=1 /-]	
Value	Label	Cases	Percentage
0		1	<div></div> 0.0%
1	不識字	2942	<div></div> 5.7%
2	自修	1275	<div></div> 2.5%
3	國小	9788	<div></div> 18.8%
4	國初中	7937	<div></div> 15.3%
5	高中	10253	<div></div> 19.7%
6	高職	7056	<div></div> 13.6%
7	專科	3176	<div></div> 6.1%
8	大學	6866	<div></div> 13.2%
9	研究所以上	874	<div></div> 1.7%
10		400	<div></div> 0.8%
11		930	<div></div> 1.8%
20		1	<div></div> 0.0%

## File : data105

# a4: A4.請問您的教育程度?

Value	Label	Cases	Percentage
23		4	0.0%
33		1	0.0%
39		1	0.0%
40		1	0.0%
53		5	0.0%
72		3	0.0%
98		25	0.0%
99	遺漏值	388	0.7%
Sysmiss		1	

Warning: these figures indicate the number of cases found in the data file. They cannot be interpreted as summary statistics of the population of interest.

# a5: A5.請問您需不需要負責家計?

Information	[Type= discrete] [Format=numeric] [Range= 0-99] [Missing=*]
Statistics [NW/ W]	[Valid=51915 /-] [Invalid=13 /-]

Value	Label	Cases	Percentage
0		9	0.0%
1	需要, 是主要家計負責人	13301	25.6%
2	需要, 是次要(輔助)家計負責人	10512	20.2%
3	不需要負責家計	19802	38.1%
4		1078	2.1%
5		1280	2.5%
6		851	1.6%
7		376	0.7%
8		877	1.7%
9		72	0.1%
11		4	0.0%
12		85	0.2%
13		2	0.0%
14		4	0.0%
15		1	0.0%
17		1	0.0%
21		4	0.0%
23		1	0.0%
33		8	0.0%
39		5	0.0%
40		1	0.0%
53		1	0.0%
66		1	0.0%
72		1	0.0%
83		3	0.0%
98		121	0.2%
99	遺漏值	3514	6.8%
Sysmiss		13	

Warning: these figures indicate the number of cases found in the data file. They cannot be interpreted as summary statistics of the population of interest.

# File : data105

# a6a: A6.請問您所屬的族別？

<b>Information</b>	[Type= discrete] [Format=numeric] [Range= 0-114] [Missing=*]
<b>Statistics [NW/ W]</b>	[Valid=51908 /-] [Invalid=20 /-]

Value	Label	Cases	Percentage
0		6	0.0%
1	阿美族	19441	37.5%
2	泰雅族	7957	15.3%
3	排灣族	10675	20.6%
4	魯凱族	1240	2.4%
5	布農族	4280	8.2%
6	賽夏族	782	1.5%
7	雅美族(達悟)	334	0.6%
8	卑南族	1392	2.7%
9	鄒族	499	1.0%
12	太魯閣族	3493	6.7%
14	賽德克族	576	1.1%
15	其他	0	
16	邵族,噶瑪蘭族,撒奇萊雅族,拉阿魯哇族,卡那卡那富族	277	0.5%
17	其他	36	0.1%
21		1	0.0%
22		3	0.0%
39		1	0.0%
45		3	0.0%
66		2	0.0%
98		83	0.2%
99	未回答	824	1.6%
114		3	0.0%
Sysmiss		20	

Warning: these figures indicate the number of cases found in the data file. They cannot be interpreted as summary statistics of the population of interest.

# a7: A7.請問您現在的婚姻狀況？

<b>Information</b>	[Type= discrete] [Format=numeric] [Range= 0-99] [Missing=*]
<b>Statistics [NW/ W]</b>	[Valid=51921 /-] [Invalid=7 /-]

Value	Label	Cases	Percentage
0		3	0.0%
1	有配偶	23907	46.0%
2	未婚(跳答B1)	16656	32.1%
3	離婚(跳答B1)	3756	7.2%
4	喪偶(跳答B1)	4399	8.5%
5		666	1.3%
6		169	0.3%
7		17	0.0%
8		247	0.5%
9		40	0.1%
10		2	0.0%

## File : data105

# a7: A7.請問您現在的婚姻狀況？

Value	Label	Cases	Percentage
11		2	0.0%
12		377	0.7%
13		15	0.0%
14		79	0.2%
15		9	0.0%
17		15	0.0%
18		169	0.3%
22		1	0.0%
24		2	0.0%
96	拒答/無意見	7	0.0%
98		743	1.4%
99	遺漏值	640	1.2%
Sysmiss		7	

Warning: these figures indicate the number of cases found in the data file. They cannot be interpreted as summary statistics of the population of interest.

# a8a: A8.請問您目前配偶所屬族別？

Information	[Type= discrete] [Format=numeric] [Range= 0-99] [Missing=*]
Statistics [NW/ W]	[Valid=51840 /-] [Invalid=88 /-]

Value	Label	Cases	Percentage
0		5	0.0%
1	阿美族	8542	16.5%
2	泰雅族	3946	7.6%
3	排灣族	3314	6.4%
4	魯凱族	977	1.9%
5	布農族	1809	3.5%
6	賽夏族	142	0.3%
7	雅美族(達悟)	1014	2.0%
8	卑南族	358	0.7%
9	鄒族	220	0.4%
12	太魯閣族	1112	2.1%
14	賽德克族	200	0.4%
15	其他	0	
16	邵族,噶瑪蘭族,撒奇萊雅族,拉阿魯哇族,卡那卡那富族	418	0.8%
17	其他	316	0.6%
18	非原住民	6113	11.8%
19		15	0.0%
33		2	0.0%
87		1	0.0%
96		7	0.0%
98		22621	43.6%
99	未回答	708	1.4%
Sysmiss		88	

Warning: these figures indicate the number of cases found in the data file. They cannot be interpreted as summary statistics of the population of interest.

# File : data105

# b1\_1: B1-1.請問資料標準週您在做什麼工作？

<b>Information</b>	[Type= discrete] [Format=numeric] [Range= 0-99] [Missing=*]
<b>Statistics [NW/ W]</b>	[Valid=51910 /-] [Invalid=18 /-]

Value	Label	Cases	Percentage
0		2	0.0%
1	求學及準備升學	6789	13.1%
2	料理家務	7075	13.6%
3	高齡(65歲以上)、身心障礙	5324	10.3%
4	賦閒	1466	2.8%
5	傷病	2322	4.5%
6	其他沒有工作的類型	858	1.7%
7	從事某種工作(跳答B3)	19492	37.5%
8	利用課餘或假期工作(跳答B3)	590	1.1%
9	家事餘暇從事工作(跳答B3)	959	1.8%
10	有工作而未做(跳答B4)	332	0.6%
11	無工作在找工作或已找工作在等待結果(跳答D1)	777	1.5%
12	想工作而未找工作，且隨時可以開始工作(跳答D8)	533	1.0%
13	現役軍人(跳答E1)	1449	2.8%
14	監管人口、失蹤人口(結束訪問)	134	0.3%
15		1	0.0%
17		34	0.1%
18		900	1.7%
19		3	0.0%
34		2	0.0%
40		1	0.0%
98		2771	5.3%
99	遺漏值	96	0.2%
Sysmiss		18	

Warning: these figures indicate the number of cases found in the data file. They cannot be interpreted as summary statistics of the population of interest.

# b2: B2.請問在資料標準週您有沒有做任何有酬或無酬家屬的工作？

<b>Information</b>	[Type= discrete] [Format=numeric] [Range= 0-112] [Missing=*]
<b>Statistics [NW/ W]</b>	[Valid=51927 /-] [Invalid=1 /-]

Value	Label	Cases	Percentage
0		23	0.0%
1	有利用課餘、假期、農閒或家事餘暇工作	3073	5.9%
2	有從事某種工作	758	1.5%
3	有工作而未做(跳答B4)	2993	5.8%
4	沒有做任何工作(跳答E1)	20306	39.1%
5		1	0.0%
6		1	0.0%
7		2	0.0%
8		11	0.0%
9		2	0.0%
10		4	0.0%

## File : data105

# b2: B2.請問在資料標準週您有沒有做任何有酬或無酬家屬的工作？

Value	Label	Cases	Percentage
12		4	0.0%
15		3	0.0%
16		29	0.1%
18		2	0.0%
20		14	0.0%
21		4	0.0%
24		60	0.1%
25		1	0.0%
26		1	0.0%
28		6	0.0%
30		17	0.0%
32		21	0.0%
35		24	0.0%
36		17	0.0%
38		4	0.0%
40		336	0.6%
42		14	0.0%
43		1	0.0%
44		2	0.0%
45		11	0.0%
46		3	0.0%
48		188	0.4%
49		6	0.0%
50		16	0.0%
53		1	0.0%
54		2	0.0%
56		97	0.2%
58		1	0.0%
60		25	0.0%
63		3	0.0%
65		1	0.0%
66		1	0.0%
70		27	0.1%
72		5	0.0%
78		1	0.0%
80		1	0.0%
84		5	0.0%
98	跳答	23712	45.7%
99	遺漏值	86	0.2%
112		1	0.0%
Sysmiss		1	

Warning: these figures indicate the number of cases found in the data file. They cannot be interpreted as summary statistics of the population of interest.



# File : data105

# b3\_mhour: B3.請問在資料標準週您實際工作幾小時?[主要工作]

**Information** [Type= discrete] [Format=numeric] [Range= 0-948] [Missing=\*]

**Statistics [NW/ W]** [Valid=51927 /-] [Invalid=1 /-]

Value	Label	Cases	Percentage
0		1135	2.2%
1		52	0.1%
2		167	0.3%
3		22	0.0%
4		2553	4.9%
5		16	0.0%
6		26	0.1%
7		30	0.1%
8		215	0.4%
9		16	0.0%
10		134	0.3%
11		4	0.0%
12		123	0.2%
13		8	0.0%
14		43	0.1%
15		106	0.2%
16		437	0.8%
17		2	0.0%
18		56	0.1%
19		5	0.0%
20		295	0.6%
21		90	0.2%
22		9	0.0%
23		4	0.0%
24		863	1.7%
25		96	0.2%
26		7	0.0%
27		22	0.0%
28		184	0.4%
30		350	0.7%
31		3	0.0%
32		471	0.9%
33		5	0.0%
34		12	0.0%
35		448	0.9%
36		273	0.5%
37		10	0.0%
38		76	0.1%
39		10	0.0%
40		6476	12.5%
41		10	0.0%

# File : data105

# b3\_mhour: B3.請問在資料標準週您實際工作幾小時?[主要工作]

Value	Label	Cases	Percentage
42		343	0.7%
43		3	0.0%
44		112	0.2%
45		428	0.8%
46		13	0.0%
47		6	0.0%
48		3339	6.4%
49		109	0.2%
50		530	1.0%
51		11	0.0%
52		18	0.0%
53		4	0.0%
54		236	0.5%
55		37	0.1%
56		2670	5.1%
57		13	0.0%
58		18	0.0%
60		809	1.6%
62		8	0.0%
63		103	0.2%
64		37	0.1%
65		39	0.1%
66		30	0.1%
68		21	0.0%
70		421	0.8%
72		257	0.5%
74		6	0.0%
75		6	0.0%
76		3	0.0%
77		17	0.0%
78		9	0.0%
80		49	0.1%
84		309	0.6%
86		2	0.0%
89		2	0.0%
90		12	0.0%
91		5	0.0%
96		11	0.0%
98	跳答	26753	51.5%
99	遺漏值	216	0.4%
100		3	0.0%
105		16	0.0%
112		9	0.0%

## File : data105

# **b3\_mhour: B3**.請問在資料標準週您實際工作幾小時?[主要工作]

Value	Label	Cases	Percentage
114		2	0.0%
119		3	0.0%
120		3	0.0%
133		2	0.0%
144		2	0.0%
168		5	0.0%
948		3	0.0%
Sysmiss		1	

*Warning: these figures indicate the number of cases found in the data file. They cannot be interpreted as summary statistics of the population of interest.*

# **b3\_ohour: B3**.請問在資料標準週您實際工作幾小時?[其他所有工作]

<b>Information</b>	[Type= discrete] [Format=numeric] [Range= 0-948] [Missing=*]
<b>Statistics [NW/ W]</b>	[Valid=51918 /-] [Invalid=10 /-]

Value	Label	Cases	Percentage
0		20216	38.9%
1		14	0.0%
2		36	0.1%
3		17	0.0%
4		48	0.1%
5		19	0.0%
6		9	0.0%
7		17	0.0%
8		46	0.1%
9		12	0.0%
10		68	0.1%
11		2	0.0%
12		46	0.1%
13		3	0.0%
14		32	0.1%
15		26	0.1%
16		70	0.1%
17		2	0.0%
18		13	0.0%
19		2	0.0%
20		70	0.1%
21		33	0.1%
24		143	0.3%
25		16	0.0%
26		2	0.0%
27		1	0.0%
28		64	0.1%
30		74	0.1%
32		71	0.1%
34		1	0.0%

## File : data105

# b3\_ohour: B3.請問在資料標準週您實際工作幾小時?[其他所有工作]

Value	Label	Cases	Percentage
35		93	0.2%
36		44	0.1%
37		3	0.0%
38		9	0.0%
40		1404	2.7%
41		6	0.0%
42		62	0.1%
44		14	0.0%
45		54	0.1%
46		3	0.0%
47		2	0.0%
48		614	1.2%
49		24	0.0%
50		105	0.2%
51		4	0.0%
53		1	0.0%
54		34	0.1%
55		7	0.0%
56		448	0.9%
57		4	0.0%
58		2	0.0%
60		121	0.2%
62		1	0.0%
63		21	0.0%
64		7	0.0%
65		4	0.0%
66		5	0.0%
68		1	0.0%
70		82	0.2%
72		45	0.1%
77		4	0.0%
78		1	0.0%
80		5	0.0%
84		60	0.1%
86		1	0.0%
90		2	0.0%
91		2	0.0%
98	跳答	26972	52.0%
99	遺漏值	459	0.9%
100		2	0.0%
105		4	0.0%
112		1	0.0%
144		4	0.0%

## File : data105









# b3\_ohour: B3.請問在資料標準週您實際工作幾小時?[其他所有工作]

Value	Label	Cases	Percentage
168		3	0.0%
948		1	0.0%
Sysmiss		10	

Warning: these figures indicate the number of cases found in the data file. They cannot be interpreted as summary statistics of the population of interest.

# b3\_thour: B3.請問在資料標準週您實際工作幾小時?[合計]

Information	[Type= discrete] [Format=numeric] [Range= 0-168] [Missing=*]
Statistics [NW/ W]	[Valid=50602 /-] [Invalid=1326 /-]

Value	Label	Cases	Percentage
0		2751	 5.4%
1		6	0.0%
2		20	0.0%
3		4	0.0%
4		15	0.0%
5		16	0.0%
6		26	0.1%
7		30	0.1%
8		132	0.3%
9		22	0.0%
10		111	0.2%
11		2	0.0%
12		130	0.3%
13		4	0.0%
14		53	0.1%
15		107	0.2%
16		424	 0.8%
17		4	0.0%
18		52	0.1%
19		4	0.0%
20		287	 0.6%
21		84	0.2%
22		9	0.0%
23		1	0.0%
24		840	 1.7%
25		104	0.2%
26		13	0.0%
27		27	0.1%
28		207	 0.4%
30		342	 0.7%
31		10	0.0%
32		462	 0.9%
33		8	0.0%
34		24	0.0%
35		444	 0.9%

# File : data105

# b3\_thour: B3.請問在資料標準週您實際工作幾小時?[合計]

Value	Label	Cases	Percentage
36		273	0.5%
37		10	0.0%
38		77	0.2%
39		16	0.0%
40		6425	12.7%
41		19	0.0%
42		328	0.6%
43		4	0.0%
44		118	0.2%
45		445	0.9%
46		19	0.0%
47		10	0.0%
48		3311	6.5%
49		110	0.2%
50		536	1.1%
51		10	0.0%
52		22	0.0%
53		9	0.0%
54		250	0.5%
55		40	0.1%
56		2690	5.3%
57		13	0.0%
58		20	0.0%
60		822	1.6%
62		8	0.0%
63		116	0.2%
64		38	0.1%
65		42	0.1%
66		37	0.1%
68		14	0.0%
69		2	0.0%
70		472	0.9%
71		2	0.0%
72		259	0.5%
74		12	0.0%
75		10	0.0%
76		3	0.0%
77		24	0.0%
78		9	0.0%
80		35	0.1%
84		344	0.7%
86		4	0.0%
89		2	0.0%

## File : data105

# **b3\_thour: B3.**請問在資料標準週您實際工作幾小時?[合計]

Value	Label	Cases	Percentage
90		14	0.0%
91		6	0.0%
96		11	0.0%
98	跳答	26451	52.3%
99	遺漏值	284	0.6%
100		4	0.0%
105		17	0.0%
112		9	0.0%
114		2	0.0%
119		3	0.0%
120		3	0.0%
133		2	0.0%
144		2	0.0%
168		9	0.0%
Sysmiss		1326	

*Warning: these figures indicate the number of cases found in the data file. They cannot be interpreted as summary statistics of the population of interest.*

# **b3\_1: B3-1.**在資料標準週您實際工作時數沒有達到**35**小時的主要原因是什麼？

<b>Information</b>	[Type= discrete] [Format=numeric] [Range= 0-898] [Missing=*]
<b>Statistics [NW/ W]</b>	[Valid=51919 /-] [Invalid=9 /-]

Value	Label	Cases	Percentage
0		7	0.0%
1	業務不振	590	1.1%
2	無法找到工時大於35小時的工作	2736	5.3%
3	季節關係	170	0.3%
4	天氣惡劣或災害影響	719	1.4%
5	工作本身不需35小時	743	1.4%
6	其他	322	0.6%
7	照顧小孩(跳答B6)	194	0.4%
8	照顧老人(跳答B6)	31	0.1%
9	家事太忙(跳答B6)	118	0.2%
10	功課太多(跳答B6)	224	0.4%
11	傷病、例假、事假、特別假(跳答B6)	538	1.0%
12	不願多做(跳答B6)	55	0.1%
21		3	0.0%
35		1	0.0%
37		1	0.0%
40		2	0.0%
48		9	0.0%
50		2	0.0%
51		4	0.0%
55		2	0.0%
56		5	0.0%
60		1	0.0%

## File : data105

# **b3\_1: B3-1.**在資料標準週您實際工作時數沒有達到**35**小時的主要原因是什麼？

Value	Label	Cases	Percentage
98	跳答	45133	86.9%
99	遺漏值	308	0.6%
898		1	0.0%
Sysmiss		9	

*Warning: these figures indicate the number of cases found in the data file. They cannot be interpreted as summary statistics of the population of interest.*

# **b3\_2: B3-2.**請問您想不想增加工作時數(或增加額外工作)？

<b>Information</b>	[Type= discrete] [Format=numeric] [Range= 1-898] [Missing=*]
<b>Statistics [NW/ W]</b>	[Valid=51922 /-] [Invalid=6 /-]

Value	Label	Cases	Percentage
1	想	1097	2.1%
2	不想(跳答B6)	1401	2.7%
3		52	0.1%
4		49	0.1%
5		102	0.2%
6		48	0.1%
7		23	0.0%
8		5	0.0%
9		23	0.0%
10		31	0.1%
11		18	0.0%
12		8	0.0%
35		1	0.0%
60		1	0.0%
98	跳答	48730	93.9%
99	遺漏值	329	0.6%
898		4	0.0%
Sysmiss		6	

*Warning: these figures indicate the number of cases found in the data file. They cannot be interpreted as summary statistics of the population of interest.*

# **b3\_3: B3-3.**請問您想增加工作時數(或增加額外工作)的主要原因(答完跳答**B6**)

<b>Information</b>	[Type= discrete] [Format=numeric] [Range= 0-898] [Missing=*]
<b>Statistics [NW/ W]</b>	[Valid=51923 /-] [Invalid=5 /-]

Value	Label	Cases	Percentage
0		1	0.0%
1	增加收入貼補家用	845	1.6%
2	工作時數太少	199	0.4%
3	希望全日工作	128	0.2%
4	目前工作只是暫時性	42	0.1%
5	工作不穩定	76	0.1%
6	其他	6	0.0%
7		1	0.0%
9		5	0.0%
89		1	0.0%



## File : data105

# **b3\_3: B3-3.**請問您想增加工作時數(或增加額外工作)的主要原因(答完跳答**B6**)

Value	Label	Cases	Percentage
98	跳答	50286	96.8%
99	遺漏值	332	0.6%
898		1	0.0%
Sysmiss		5	

*Warning: these figures indicate the number of cases found in the data file. They cannot be interpreted as summary statistics of the population of interest.*

# **b4: B4.**在資料標準週您不去工作的主要原因是什麼？

<b>Information</b>	[Type= discrete] [Format=numeric] [Range= 1-989] [Missing=*]
<b>Statistics [NW/ W]</b>	[Valid=51923 /-] [Invalid=5 /-]

Value	Label	Cases	Percentage
1	等待恢復工作	221	0.4%
2	傷病(跳答B6)	51	0.1%
3	季節性關係(跳答B6)	176	0.3%
4	例假、事假、特別假(不含病假)(跳答B6)	80	0.2%
5	已受雇用領有報酬而因故未開始工作(跳答B6)	10	0.0%
6	其他(跳答B6)	80	0.2%
7	已定於短期開始工作而無報酬(跳答D1)	11	0.0%
9		16	0.0%
89		3	0.0%
98	跳答	51081	98.4%
99	遺漏值	186	0.4%
898		3	0.0%
989		5	0.0%
Sysmiss		5	

*Warning: these figures indicate the number of cases found in the data file. They cannot be interpreted as summary statistics of the population of interest.*

# **b5: B5.**請問您在資料標準週有沒有工作報酬？

<b>Information</b>	[Type= discrete] [Format=numeric] [Range= 0-989] [Missing=*]
<b>Statistics [NW/ W]</b>	[Valid=51922 /-] [Invalid=6 /-]

Value	Label	Cases	Percentage
0		1	0.0%
1	有	53	0.1%
2	沒有	144	0.3%
3		13	0.0%
4		7	0.0%
5		1	0.0%
6		8	0.0%
9		7	0.0%
89		5	0.0%
98	跳答	51510	99.2%
99	遺漏值	165	0.3%
898		6	0.0%
989		2	0.0%
Sysmiss		6	

<b>File : data105</b>			
# b5: B5.請問您在資料標準週有沒有工作報酬?			
Warning: these figures indicate the number of cases found in the data file. They cannot be interpreted as summary statistics of the population of interest.			
# b5_1: B5-1.請問您在資料標準週當月之間有沒有工作報酬?[答完後跳答D1]			
Information	[Type= discrete] [Format=numeric] [Range= 1-898] [Missing=*]		
Statistics [NW/ W]	[Valid=51922 /-] [Invalid=6 /-]		
Value	Label	Cases	Percentage
1	有	124	0.2%
2	沒有	279	0.5%
3		92	0.2%
4		546	1.1%
5		19	0.0%
6		87	0.2%
9		2	0.0%
89		2	0.0%
98	跳答	50602	97.5%
99	遺漏值	165	0.3%
898		4	0.0%
Sysmiss		6	
Warning: these figures indicate the number of cases found in the data file. They cannot be interpreted as summary statistics of the population of interest.			
# b6: B6.請問您主要經濟來源工作的身分是什麼?			
Information	[Type= discrete] [Format=numeric] [Range= 1-101] [Missing=*]		
Statistics [NW/ W]	[Valid=51917 /-] [Invalid=11 /-]		
Value	Label	Cases	Percentage
1	雇主	695	1.3%
2	自營作業者	2884	5.6%
3	受非營利組織雇用者	1379	2.7%
4	受公司/企業雇用者	12612	24.3%
5	無酬家屬工作者	441	0.8%
6	受政府雇用者	1705	3.3%
98	跳答	31901	61.4%
99	遺漏值	299	0.6%
101		1	0.0%
Sysmiss		11	
Warning: these figures indicate the number of cases found in the data file. They cannot be interpreted as summary statistics of the population of interest.			
# b6_1: B6-1.請問您有沒有正式公務員任用資格?			
Information	[Type= discrete] [Format=numeric] [Range= 0-100] [Missing=*]		
Statistics [NW/ W]	[Valid=51920 /-] [Invalid=8 /-]		
Value	Label	Cases	Percentage
0		2	0.0%
1	有	1109	2.1%
2	沒有	1383	2.7%
3		309	0.6%
4		3102	6.0%

## File : data105

# **b6\_1: B6-1.**請問您有沒有正式公務員任用資格？

Value	Label	Cases	Percentage
5		123	0.2%
6		342	0.7%
8		6	0.0%
17		3	0.0%
19		2	0.0%
87		5	0.0%
98	跳答	45219	87.1%
99	遺漏值	314	0.6%
100		1	0.0%
Sysmiss		8	

Warning: these figures indicate the number of cases found in the data file. They cannot be interpreted as summary statistics of the population of interest.

# **b6\_2: B6-2.**工時是否達15小時

Information	[Type= discrete] [Format=numeric] [Range= 1-101] [Missing=*]
Statistics [NW/ W]	[Valid=51925 /-] [Invalid=3 /-]

Value	Label	Cases	Percentage
1	工時15小時以上	611	1.2%
2	工時未滿15小時(跳答E1)	330	0.6%
3		58	0.1%
4		128	0.2%
5		11	0.0%
6		148	0.3%
7		52	0.1%
8		58	0.1%
9		84	0.2%
10		11	0.0%
11		11	0.0%
12		2	0.0%
13		25	0.0%
14		39	0.1%
15		44	0.1%
16		23	0.0%
17		92	0.2%
18		22	0.0%
19		126	0.2%
87		5	0.0%
98	跳答	49705	95.7%
99	遺漏值	339	0.7%
101		1	0.0%
Sysmiss		3	

Warning: these figures indicate the number of cases found in the data file. They cannot be interpreted as summary statistics of the population of interest.

# **c1: C1.**請問您主要經濟來源工作的行業是什麼？

Information	[Type= discrete] [Format=numeric] [Range= 1-99] [Missing=*]
-------------	---

## File : data105

# c1: C1.請問您主要經濟來源工作的行業是什麼？

Statistics [NW/ W]		[Valid=51919 /-] [Invalid=9 /-]	
Value	Label	Cases	Percentage
1	農林漁牧業	2280	<div><div></div></div> 4.4%
2	礦產及土石採取業(跳答C2)	155	<div><div></div></div> 0.3%
3	製造業(跳答C2)	2236	<div><div></div></div> 4.3%
4	電力及燃氣供應業(跳答C2)	186	<div><div></div></div> 0.4%
5	用水供應及汙染整治業(跳答C2)	97	<div><div></div></div> 0.2%
6	營建工程業(跳答C2)	2899	<div><div></div></div> 5.6%
7	批發及零售業(跳答C2)	1283	<div><div></div></div> 2.5%
8	運輸及倉儲業(跳答C2)	1212	<div><div></div></div> 2.3%
9	住宿及餐飲業(跳答C2)	2101	<div><div></div></div> 4.0%
10	出版、影音製作、傳播及資訊服務業(跳答C2)	183	<div><div></div></div> 0.4%
11	金融及保險業(跳答C2)	271	<div><div></div></div> 0.5%
12	不動產業(跳答C2)	28	<div><div></div></div> 0.1%
13	專業、科學及技術服務業(跳答C2)	669	<div><div></div></div> 1.3%
14	支援服務業(跳答C2)	638	<div><div></div></div> 1.2%
15	公共行政及國防;強制性社會安全(跳答C2)	956	<div><div></div></div> 1.8%
16	教育業(跳答C2)	722	<div><div></div></div> 1.4%
17	醫療保健及社會工作服務業(跳答C2)	1601	<div><div></div></div> 3.1%
18	藝術、娛樂及休閒服務業(跳答C2)	522	<div><div></div></div> 1.0%
19	其他服務業(跳答C2)	3039	<div><div></div></div> 5.9%
98	跳答	30094	<div><div></div></div> 58.0%
99	遺漏值	747	<div><div></div></div> 1.4%
Sysmiss		9	

Warning: these figures indicate the number of cases found in the data file. They cannot be interpreted as summary statistics of the population of interest.

# c1\_1: C1-1.請問您平均每年農(林漁牧)閒期間約多久？

Information		[Type= discrete] [Format=numeric] [Range= 1-99] [Missing=*]	
Statistics [NW/ W]		[Valid=51924 /-] [Invalid=4 /-]	
Value	Label	Cases	Percentage
1	一個月內	444	<div><div></div></div> 0.9%
2	一至未滿兩個月	243	<div><div></div></div> 0.5%
3	二至未滿三個月	775	<div><div></div></div> 1.5%
4	三至未滿六個月	406	<div><div></div></div> 0.8%
5	六個月及以上	372	<div><div></div></div> 0.7%
6	沒有農閒時期(跳答C2)	878	<div><div></div></div> 1.7%
7		126	<div><div></div></div> 0.2%
8		141	<div><div></div></div> 0.3%
9		282	<div><div></div></div> 0.5%
10		46	<div><div></div></div> 0.1%
11		51	<div><div></div></div> 0.1%
12		1	<div><div></div></div> 0.0%
13		105	<div><div></div></div> 0.2%
14		88	<div><div></div></div> 0.2%

# File : data105

# c1\_1: C1-1.請問您平均每年農(林漁牧)閒期間約多久?

Value	Label	Cases	Percentage
15		124	0.2%
16		98	0.2%
17		201	0.4%
18		49	0.1%
19		433	0.8%
87		9	0.0%
98	跳答	46082	88.7%
99	遺漏值	970	1.9%
Sysmiss		4	

Warning: these figures indicate the number of cases found in the data file. They cannot be interpreted as summary statistics of the population of interest.

# c1\_2: C1-2.請問您農(林漁牧)閒期間有沒有打零工?(指其他有工作報酬的零工)?

Information	[Type= discrete] [Format=numeric] [Range= 1-898] [Missing=*]
Statistics [NW/ W]	[Valid=51928 /-] [Invalid=0 /-]

Value	Label	Cases	Percentage
1	經常有	265	0.5%
2	偶爾有	682	1.3%
3	從來沒有	555	1.1%
4		104	0.2%
5		248	0.5%
6		178	0.3%
7		86	0.2%
8		51	0.1%
9		268	0.5%
10		78	0.2%
11		4	0.0%
19		1	0.0%
87		11	0.0%
98	跳答	48190	92.8%
99	遺漏值	1203	2.3%
898		4	0.0%

Warning: these figures indicate the number of cases found in the data file. They cannot be interpreted as summary statistics of the population of interest.

# c2: C2.請問您主要經濟來源的工作是擔任什麼工作?

Information	[Type= discrete] [Format=numeric] [Range= 0-898] [Missing=*]
Statistics [NW/ W]	[Valid=51922 /-] [Invalid=6 /-]

Value	Label	Cases	Percentage
0		1	0.0%
1	民意代表、主管及經理人員	364	0.7%
2	專業人員	2315	4.5%
3	技術員及助理專業人員	1610	3.1%
4	事務支援人員	1148	2.2%
5	服務及銷售工作人員	4015	7.7%
6	農、林、漁、牧業生產人員	1981	3.8%

# File : data105

# c2: C2.請問您主要經濟來源的工作是擔任什麼工作？

Value	Label	Cases	Percentage
7	技藝有關工作人員	1299	2.5%
8	機械設備操作及組裝人員	1024	2.0%
9	基層技術工及勞力工	6493	12.5%
10	其他	1599	3.1%
11	沒有換過工作	475	0.9%
13		9	0.0%
14		6	0.0%
15		13	0.0%
16		2	0.0%
17		7	0.0%
18		13	0.0%
19		22	0.0%
66		1	0.0%
87		2	0.0%
98	跳答	29081	56.0%
99	遺漏值	440	0.8%
898		2	0.0%
Sysmiss		6	

Warning: these figures indicate the number of cases found in the data file. They cannot be interpreted as summary statistics of the population of interest.

# c2\_1: C2-1.請問您第一份工作主要是擔任什麼工作？

Information	[Type= discrete] [Format=numeric] [Range= 0-99] [Missing=*]
Statistics [NW/ W]	[Valid=51924 /-] [Invalid=4 /-]

Value	Label	Cases	Percentage
0		131	0.3%
1	民意代表、主管及經理人員	194	0.4%
2	專業人員	1849	3.6%
3	技術員及助理專業人員	1594	3.1%
4	事務支援人員	860	1.7%
5	服務及銷售工作人員	3841	7.4%
6	農、林、漁、牧業生產人員	1535	3.0%
7	技藝有關工作人員	1143	2.2%
8	機械設備操作及組裝人員	1042	2.0%
9	基層技術工及勞力工	6243	12.0%
10	其他	1424	2.7%
11	沒有換過工作	4374	8.4%
12		24	0.0%
13		22	0.0%
14		10	0.0%
15		68	0.1%
16		17	0.0%
17		10	0.0%
18		22	0.0%
19		21	0.0%

## File : data105

# c2\_1: C2-1.請問您第一份工作主要是擔任什麼工作？

Value	Label	Cases	Percentage
20		77	0.1%
21		4	0.0%
22		6	0.0%
23		5	0.0%
24		3	0.0%
25		20	0.0%
26		4	0.0%
27		2	0.0%
28		6	0.0%
29		2	0.0%
30		40	0.1%
31		2	0.0%
33		4	0.0%
34		1	0.0%
35		7	0.0%
36		1	0.0%
37		1	0.0%
38		2	0.0%
40		17	0.0%
43		1	0.0%
44		1	0.0%
45		1	0.0%
46		2	0.0%
47		1	0.0%
48		1	0.0%
49		1	0.0%
50		4	0.0%
57		1	0.0%
66		4	0.0%
98	跳答	26604	51.2%
99	遺漏值	675	1.3%
Sysmiss		4	

Warning: these figures indicate the number of cases found in the data file. They cannot be interpreted as summary statistics of the population of interest.

# c2\_2\_1: C2-2.您在目前的工作場所工作\_\_年

Information		[Type= discrete] [Format=numeric] [Range= 0-105] [Missing=*]		
Statistics [NW/ W]		[Valid=50704 /-] [Invalid=1224 /-]		
Value	Label	Cases	Percentage	
0		3171	<div></div>	6.3%
1		2291	<div></div>	4.5%
2		2302	<div></div>	4.5%
3		1956	<div></div>	3.9%
4		991	<div></div>	2.0%
5		1921	<div></div>	3.8%

# File : data105

# c2\_2\_1: C2-2.您在目前的工作場所工作\_\_\_年

Value	Label	Cases	Percentage
6		913	1.8%
7		573	1.1%
8		792	1.6%
9		1011	2.0%
10		1823	3.6%
11		638	1.3%
12		371	0.7%
13		241	0.5%
14		104	0.2%
15		859	1.7%
16		160	0.3%
17		122	0.2%
18		172	0.3%
19		60	0.1%
20		1032	2.0%
21		88	0.2%
22		99	0.2%
23		95	0.2%
24		64	0.1%
25		373	0.7%
26		46	0.1%
27		61	0.1%
28		85	0.2%
29		10	0.0%
30		477	0.9%
31		26	0.1%
32		18	0.0%
33		26	0.1%
34		9	0.0%
35		86	0.2%
36		14	0.0%
37		10	0.0%
38		14	0.0%
39		10	0.0%
40		189	0.4%
41		1	0.0%
42		10	0.0%
43		5	0.0%
44		2	0.0%
45		20	0.0%
46		13	0.0%
47		10	0.0%
48		12	0.0%



## File : data105

# c2\_2\_1: C2-2.您在目前的工作場所工作\_\_\_年

Value	Label	Cases	Percentage
49		3	0.0%
50		27	0.1%
53		2	0.0%
54		1	0.0%
55		2	0.0%
56		3	0.0%
57		4	0.0%
58		1	0.0%
60		10	0.0%
61		1	0.0%
62		2	0.0%
65		1	0.0%
67		1	0.0%
87		3	0.0%
98	跳答	26298	51.9%
99	遺漏值	968	1.9%
105		1	0.0%
Sysmiss		1224	

Warning: these figures indicate the number of cases found in the data file. They cannot be interpreted as summary statistics of the population of interest.

# c2\_2\_2: C2-2.您在目前的工作場所工作\_\_\_月

Information		[Type= discrete] [Format=numeric] [Range= 0-99] [Missing=*]	
Statistics [NW/ W]		[Valid=50037 /-] [Invalid=1891 /-]	
Value	Label	Cases	Percentage
0		13155	<div></div> 26.3%
1		2298	<div></div> 4.6%
2		1518	<div></div> 3.0%
3		1475	<div></div> 2.9%
4		601	<div></div> 1.2%
5		671	<div></div> 1.3%
6		2010	<div></div> 4.0%
7		232	<div></div> 0.5%
8		321	<div></div> 0.6%
9		191	<div></div> 0.4%
10		307	<div></div> 0.6%
11		121	<div></div> 0.2%
12		25	<div></div> 0.0%
13		21	<div></div> 0.0%
14		13	<div></div> 0.0%
15		74	<div></div> 0.1%
16		17	<div></div> 0.0%
17		13	<div></div> 0.0%
18		20	<div></div> 0.0%
19		10	<div></div> 0.0%

# File : data105

# c2\_2\_2: C2-2.您在目前的工作場所工作\_\_\_月

Value	Label	Cases	Percentage
20		123	0.2%
21		10	0.0%
22		20	0.0%
23		23	0.0%
24		6	0.0%
25		53	0.1%
26		12	0.0%
27		12	0.0%
28		14	0.0%
29		2	0.0%
30		110	0.2%
31		6	0.0%
32		5	0.0%
33		5	0.0%
34		8	0.0%
35		28	0.1%
36		9	0.0%
37		6	0.0%
38		8	0.0%
39		3	0.0%
40		34	0.1%
41		1	0.0%
42		4	0.0%
43		3	0.0%
44		3	0.0%
45		6	0.0%
46		2	0.0%
47		3	0.0%
48		1	0.0%
49		3	0.0%
50		6	0.0%
53		1	0.0%
54		1	0.0%
55		1	0.0%
60		1	0.0%
62		1	0.0%
69		1	0.0%
98	跳答	25004	50.0%
99	遺漏值	1405	2.8%
Sysmiss		1891	

Warning: these figures indicate the number of cases found in the data file. They cannot be interpreted as summary statistics of the population of interest.

# c2\_2\_3: C2-2.自開始工作以來，總工作年資\_\_\_年

Information [Type= discrete] [Format=numeric] [Range= 0-350] [Missing=\*]

# File : data105

# c2\_2\_3: C2-2.自開始工作以來，總工作年資—年

Statistics [NW/ W] [Valid=50605 /-] [Invalid=1323 /-]

Value	Label	Cases	Percentage
0		2337	4.6%
1		907	1.8%
2		1056	2.1%
3		1152	2.3%
4		657	1.3%
5		1073	2.1%
6		893	1.8%
7		524	1.0%
8		628	1.2%
9		336	0.7%
10		1730	3.4%
11		210	0.4%
12		547	1.1%
13		357	0.7%
14		218	0.4%
15		1290	2.5%
16		254	0.5%
17		205	0.4%
18		434	0.9%
19		166	0.3%
20		2102	4.2%
21		185	0.4%
22		289	0.6%
23		275	0.5%
24		169	0.3%
25		904	1.8%
26		180	0.4%
27		180	0.4%
28		258	0.5%
29		66	0.1%
30		1548	3.1%
31		106	0.2%
32		127	0.3%
33		84	0.2%
34		101	0.2%
35		426	0.8%
36		62	0.1%
37		63	0.1%
38		94	0.2%
39		24	0.0%
40		461	0.9%
41		32	0.1%

## File : data105

# c2\_2\_3: C2-2.自開始工作以來，總工作年資\_\_年

Value	Label	Cases	Percentage
42		45	0.1%
43		24	0.0%
44		21	0.0%
45		87	0.2%
46		28	0.1%
47		21	0.0%
48		22	0.0%
49		8	0.0%
50		87	0.2%
51		1	0.0%
52		4	0.0%
53		10	0.0%
54		7	0.0%
55		10	0.0%
56		3	0.0%
58		1	0.0%
60		17	0.0%
61		1	0.0%
62		10	0.0%
65		1	0.0%
66		1	0.0%
67		1	0.0%
69		7	0.0%
98	跳答	26294	52.0%
99	遺漏值	1182	2.3%
350		2	0.0%
Sysmiss		1323	

Warning: these figures indicate the number of cases found in the data file. They cannot be interpreted as summary statistics of the population of interest.

# c2\_2\_4: C2-2.自開始工作以來，總工作年資\_\_月

Information		[Type= discrete] [Format=numeric] [Range= 0-99] [Missing=*]	
Statistics [NW/ W]		[Valid=51925 /-] [Invalid=3 /-]	
Value	Label	Cases	Percentage
0		15670	30.2%
1		1092	2.1%
2		1161	2.2%
3		1065	2.1%
4		526	1.0%
5		1187	2.3%
6		1207	2.3%
7		194	0.4%
8		224	0.4%
9		147	0.3%
10		157	0.3%

# File : data105

# c2\_2\_4: C2-2.自開始工作以來，總工作年資—月

Value	Label	Cases	Percentage
11		56	0.1%
13		4	0.0%
14		45	0.1%
15		260	0.5%
16		317	0.6%
17		2	0.0%
18		3	0.0%
19		1	0.0%
60		2	0.0%
90		2	0.0%
98	跳答	26818	51.6%
99	遺漏值	1785	3.4%
Sysmiss		3	

Warning: these figures indicate the number of cases found in the data file. They cannot be interpreted as summary statistics of the population of interest.

# c3\_1a: C3-1-1.請問您目前主要經濟來源工作地點的縣市及鄉鎮區?統計區域

Information	[Type= discrete] [Format=numeric] [Range= 1-6] [Missing=*]
Statistics [NW/ W]	[Valid=20473 /-] [Invalid=31455 /-]

Value	Label	Cases	Percentage
1	北部地區	7420	36.2%
2	中部地區	2914	14.2%
3	南部地區	4274	20.9%
4	東部地區	5696	27.8%
5	金馬地區	169	0.8%
6	其它	0	
Sysmiss		31455	

Warning: these figures indicate the number of cases found in the data file. They cannot be interpreted as summary statistics of the population of interest.

# c3a: C3-2-1.請問您目前主要經濟來源工作地點的行政區域

Information	[Type= discrete] [Format=numeric] [Range= 1-9] [Missing=*]
Statistics [NW/ W]	[Valid=51928 /-] [Invalid=0 /-]

Value	Label	Cases	Percentage
1	山地鄉	0	
2	平地原住民鄉	0	
3	非原住民鄉(含北高與金馬)	50827	97.9%
4	其他	0	
9	不知道/拒答	1101	2.1%

Warning: these figures indicate the number of cases found in the data file. They cannot be interpreted as summary statistics of the population of interest.

# c4: C4.請問您的主要經濟來源的工作是否是部分工時、定期契約或勞動派遣等非典型勞動的工作?

Information	[Type= discrete] [Format=numeric] [Range= 0-9060] [Missing=*]
Statistics [NW/ W]	[Valid=39703 /-] [Invalid=12225 /-]

Value	Label	Cases	Percentage
0		256	0.6%

# File : data105

# c4: C4.請問您的主要經濟來源的工作是否是部分工時、定期契約或勞動派遣等非典型勞動的工作？

Value	Label	Cases	Percentage
1	是	3936	9.9%
2	不是(跳答C5)	11573	29.1%
3		4	0.0%
4		3	0.0%
5		7	0.0%
6		12	0.0%
7		1	0.0%
8		2	0.0%
10		580	1.5%
14		5	0.0%
15		1	0.0%
18		1	0.0%
19		6	0.0%
20		408	1.0%
21		2	0.0%
30		262	0.7%
40		224	0.6%
50		214	0.5%
52		2	0.0%
60		224	0.6%
70		174	0.4%
80		161	0.4%
90		139	0.4%
96		2	0.0%
98	跳答	21150	53.3%
99	遺漏值	338	0.9%
6090		7	0.0%
9060		9	0.0%
Sysmiss		12225	

Warning: these figures indicate the number of cases found in the data file. They cannot be interpreted as summary statistics of the population of interest.

# c4\_1\_1: C4-1.請問您從事的是哪一類非典型勞動的工作?(可複選)：部分工時

Information		[Type= discrete] [Format=numeric] [Range= 0-99] [Missing=*]	
Statistics [NW/ W]		[Valid=51923 /-] [Invalid=5 /-]	
Value	Label	Cases	Percentage
0	沒選	1854	<div><div></div></div> 3.6%
1	有選	4203	<div><div></div></div> 8.1%
2		2181	<div><div></div></div> 4.2%
3		4	<div><div></div></div> 0.0%
4		1	<div><div></div></div> 0.0%
9		2	<div><div></div></div> 0.0%
10		2	<div><div></div></div> 0.0%
20		1	<div><div></div></div> 0.0%
98	跳答	43237	<div><div></div></div> 83.3%

## File : data105

# c4\_1\_1: C4-1.請問您從事的是哪一類非典型勞動的工作?(可複選)：部分工時

Value	Label	Cases	Percentage
99	遺漏值	438	0.8%
Sysmiss		5	

Warning: these figures indicate the number of cases found in the data file. They cannot be interpreted as summary statistics of the population of interest.

# c4\_1\_2: C4-1.請問您從事的是哪一類非典型勞動的工作?(可複選)：定期契約

Information	[Type= discrete] [Format=numeric] [Range= 0-898] [Missing=*]
Statistics [NW/ W]	[Valid=51923 /-] [Invalid=5 /-]

Value	Label	Cases	Percentage
0	沒選	4205	8.1%
1	有選	1792	3.5%
2		31	0.1%
3		2	0.0%
9		1	0.0%
98	跳答	45415	87.5%
99	遺漏值	475	0.9%
898		2	0.0%
Sysmiss		5	

Warning: these figures indicate the number of cases found in the data file. They cannot be interpreted as summary statistics of the population of interest.

# c4\_1\_3: C4-1.請問您從事的是哪一類非典型勞動的工作?(可複選)：勞動派遣

Information	[Type= discrete] [Format=numeric] [Range= 0-898] [Missing=*]
Statistics [NW/ W]	[Valid=51923 /-] [Invalid=5 /-]

Value	Label	Cases	Percentage
0	沒選	4860	9.4%
1	有選	1042	2.0%
2		18	0.0%
3		5	0.0%
9		2	0.0%
98	跳答	45444	87.5%
99	遺漏值	551	1.1%
898		1	0.0%
Sysmiss		5	

Warning: these figures indicate the number of cases found in the data file. They cannot be interpreted as summary statistics of the population of interest.

# c4\_2\_1: C4-2.您從事非典型勞動工作的原因是什麼?(可複選)：找不到合適的全時正職工作

Information	[Type= discrete] [Format=numeric] [Range= 0-898] [Missing=*]
Statistics [NW/ W]	[Valid=51924 /-] [Invalid=4 /-]

Value	Label	Cases	Percentage
0	沒選	3742	7.2%
1	有選	1405	2.7%
2		5	0.0%
89		2	0.0%
98	跳答	45534	87.7%
99	遺漏值	1234	2.4%

**File : data105**# **c4\_2\_1: C4-2.**您從事非典型勞動工作的原因是什麼?(可複選)：找不到合適的全時正職工作

Value	Label	Cases	Percentage
898		2	0.0%
Sysmiss		4	

*Warning: these figures indicate the number of cases found in the data file. They cannot be interpreted as summary statistics of the population of interest.*



# c4_2_2: C4-2.您從事非典型勞動工作的原因是什麼?(可複選)：累積工作經驗以成為典型勞工			
Information	[Type= discrete] [Format=numeric] [Range= 0-99] [Missing=*]		
Statistics [NW/ W]	[Valid=51923 /-] [Invalid=5 /-]		
Value	Label	Cases	Percentage
0	沒選	4161	<div><div></div></div> 8.0%
1	有選	937	<div><div></div></div> 1.8%
89		2	<div><div></div></div> 0.0%
98	跳答	45546	<div><div></div></div> 87.7%
99	遺漏值	1277	<div><div></div></div> 2.5%
Sysmiss		5	
Warning: these figures indicate the number of cases found in the data file. They cannot be interpreted as summary statistics of the population of interest.			
# c4_2_3: C4-2.您從事非典型勞動工作的原因是什麼?(可複選)：因個人因素難以從事全職工作			
Information	[Type= discrete] [Format=numeric] [Range= 0-99] [Missing=*]		
Statistics [NW/ W]	[Valid=51924 /-] [Invalid=4 /-]		
Value	Label	Cases	Percentage
0	沒選	3962	<div><div></div></div> 7.6%
1	有選	1114	<div><div></div></div> 2.1%
2		2	<div><div></div></div> 0.0%
9		1	<div><div></div></div> 0.0%
98	跳答	45569	<div><div></div></div> 87.8%
99	遺漏值	1276	<div><div></div></div> 2.5%
Sysmiss		4	
Warning: these figures indicate the number of cases found in the data file. They cannot be interpreted as summary statistics of the population of interest.			
# c4_2_4: C4-2.您從事非典型勞動工作的原因是什麼?(可複選)：目前工作無法成為全職工作型態			
Information	[Type= discrete] [Format=numeric] [Range= 0-898] [Missing=*]		
Statistics [NW/ W]	[Valid=51924 /-] [Invalid=4 /-]		
Value	Label	Cases	Percentage
0	沒選	3698	<div><div></div></div> 7.1%
1	有選	1381	<div><div></div></div> 2.7%
2		8	<div><div></div></div> 0.0%
9		4	<div><div></div></div> 0.0%
98	跳答	45555	<div><div></div></div> 87.7%
99	遺漏值	1277	<div><div></div></div> 2.5%
898		1	<div><div></div></div> 0.0%
Sysmiss		4	
Warning: these figures indicate the number of cases found in the data file. They cannot be interpreted as summary statistics of the population of interest.			
# c4_2_5: C4-2.您從事非典型勞動工作的原因是什麼?(可複選)：想要工作具有便利性，不想被工作拘束			
Information	[Type= discrete] [Format=numeric] [Range= 0-898] [Missing=*]		
Statistics [NW/ W]	[Valid=51924 /-] [Invalid=4 /-]		
Value	Label	Cases	Percentage
0	沒選	3995	<div><div></div></div> 7.7%
1	有選	1084	<div><div></div></div> 2.1%
2		1	<div><div></div></div> 0.0%
9		12	<div><div></div></div> 0.0%

# c4\_2\_5: C4-2.您從事非典型勞動工作的原因是什麼?(可複選)：想要工作具有便利性，不想被工作拘束

Value	Label	Cases	Percentage
98	跳答	45551	87.7%
99	遺漏值	1277	2.5%
898		4	0.0%
Sysmiss		4	

Warning: these figures indicate the number of cases found in the data file. They cannot be interpreted as summary statistics of the population of interest.

# c4\_2\_6: C4-2.您從事非典型勞動工作的原因是什麼?(可複選)：其他

Information	[Type= discrete] [Format=numeric] [Range= 0-898] [Missing=*]
Statistics [NW/ W]	[Valid=51924 -] [Invalid=4 -]

Value	Label	Cases	Percentage
0	沒選	4350	8.4%
1	有選	551	1.1%
2		926	1.8%
9		1	0.0%
89		4	0.0%
98	跳答	44874	86.4%
99	遺漏值	1208	2.3%
898		10	0.0%
Sysmiss		4	

Warning: these figures indicate the number of cases found in the data file. They cannot be interpreted as summary statistics of the population of interest.

# c5: C5.請問您目前所從事的工作是否為政府所提供的臨時性工作?

Information	[Type= discrete] [Format=numeric] [Range= 0-898] [Missing=*]
Statistics [NW/ W]	[Valid=51883 -] [Invalid=45 -]

Value	Label	Cases	Percentage
0		413	0.8%
1	是	833	1.6%
2	不是(跳答C6)	20636	39.8%
3		9	0.0%
4		17	0.0%
5		8	0.0%
17		2	0.0%
89		1	0.0%
98	跳答	29655	57.2%
99	遺漏值	308	0.6%
898		1	0.0%
Sysmiss		45	

Warning: these figures indicate the number of cases found in the data file. They cannot be interpreted as summary statistics of the population of interest.

# c5\_1: C5-1.請問您所從事的臨時性工作之期限是多久?

Information	[Type= discrete] [Format=numeric] [Range= 0-99] [Missing=*]
Statistics [NW/ W]	[Valid=51920 -] [Invalid=8 -]

Value	Label	Cases	Percentage
0		15	0.0%
1	三至未滿六個月	224	0.4%
2	六至未滿九個月	2694	5.2%

# c5_1: C5-1.請問您所從事的臨時性工作之期限是多久？			
Value	Label	Cases	Percentage
3	九至未滿十二個月	82	0.2%
4	十二個月以上	516	1.0%
5		1	0.0%
9		2	0.0%
89		2	0.0%
98	跳答	48171	92.8%
99	遺漏值	213	0.4%
Sysmiss		8	
Warning: these figures indicate the number of cases found in the data file. They cannot be interpreted as summary statistics of the population of interest.			
# c5_2: C5-2.請問政府所提供的臨時性工作，對您的生活改善有沒有幫助？			
Information	[Type= discrete] [Format=numeric] [Range= 0-99] [Missing=*]		
Statistics [NW/ W]	[Valid=51926 /-] [Invalid=2 /-]		
Value	Label	Cases	Percentage
0		11	0.0%
1	非常有幫助	322	0.6%
2	有幫助	363	0.7%
3	不太有幫助	72	0.1%
4	完全沒有幫助	90	0.2%
5		1	0.0%
6		3	0.0%
7		1	0.0%
9		1	0.0%
89		3	0.0%
98	跳答	50837	97.9%
99	遺漏值	222	0.4%
Sysmiss		2	
Warning: these figures indicate the number of cases found in the data file. They cannot be interpreted as summary statistics of the population of interest.			
# c5_3: C5-3.請問政府所提供的此項臨時性工作結束後您會？			
Information	[Type= discrete] [Format=numeric] [Range= 0-898] [Missing=*]		
Statistics [NW/ W]	[Valid=51924 /-] [Invalid=4 /-]		
Value	Label	Cases	Percentage
0		963	1.9%
1	留在原鄉找工作	501	1.0%
2	離開原鄉到都會找工作	85	0.2%
3	回原鄉找工作	31	0.1%
4	留在都會找工作	85	0.2%
5	不找工作	10	0.0%
6	不知道	48	0.1%
7	其他	58	0.1%
9		5	0.0%
98	跳答	49912	96.1%
99	遺漏值	225	0.4%
898		1	0.0%
Sysmiss		4	

# c5_3: C5.請問政府所提供的此項臨時性工作結束後您會？			
Warning: these figures indicate the number of cases found in the data file. They cannot be interpreted as summary statistics of the population of interest.			
# c6_1: C6.請問您獲得目前這份工作的求職管道?(可複選)：原住民專線或都會區就業服務台			
Information	[Type= discrete] [Format=numeric] [Range= 0-898] [Missing=*]		
Statistics [NW/ W]	[Valid=51927 /-] [Invalid=1 /-]		
Value	Label	Cases	Percentage
0	沒選	21627	41.6%
1	有選	609	1.2%
2		5	0.0%
3		6	0.0%
4		22	0.0%
5		6	0.0%
6		7	0.0%
7		8	0.0%
9		7	0.0%
11		1	0.0%
98	跳答	29405	56.6%
99	遺漏值	222	0.4%
898		2	0.0%
Sysmiss		1	
Warning: these figures indicate the number of cases found in the data file. They cannot be interpreted as summary statistics of the population of interest.			
# c6_2: C6.請問您獲得目前這份工作的求職管道?(可複選)：託親友師長介紹			
Information	[Type= discrete] [Format=numeric] [Range= 0-99] [Missing=*]		
Statistics [NW/ W]	[Valid=51927 /-] [Invalid=1 /-]		
Value	Label	Cases	Percentage
0	沒選	16382	31.5%
1	有選	8571	16.5%
2		2	0.0%
7		1	0.0%
9		8	0.0%
98	跳答	26754	51.5%
99	遺漏值	209	0.4%
Sysmiss		1	
Warning: these figures indicate the number of cases found in the data file. They cannot be interpreted as summary statistics of the population of interest.			
# c6_3: C6.請問您獲得目前這份工作的求職管道?(可複選)：看報紙			
Information	[Type= discrete] [Format=numeric] [Range= 0-99] [Missing=*]		
Statistics [NW/ W]	[Valid=51928 /-] [Invalid=0 /-]		
Value	Label	Cases	Percentage
0	沒選	21599	41.6%
1	有選	3312	6.4%
9		8	0.0%
98	跳答	26801	51.6%
99	遺漏值	208	0.4%
Warning: these figures indicate the number of cases found in the data file. They cannot be interpreted as summary statistics of the population of interest.			

# c6_4: C6.請問您獲得目前這份工作的求職管道?(可複選)：自我推薦及詢問			
Information	[Type= discrete] [Format=numeric] [Range= 0-99] [Missing=*]		
Statistics [NW/ W]	[Valid=51927 /-] [Invalid=1 /-]		
Value	Label	Cases	Percentage
0	沒選	18806	<div><div></div></div> 36.2%
1	有選	6207	<div><div></div></div> 12.0%
9		1	0.0%
10		2	0.0%
98	跳答	26703	<div><div></div></div> 51.4%
99	遺漏值	208	0.4%
Sysmiss		1	
Warning: these figures indicate the number of cases found in the data file. They cannot be interpreted as summary statistics of the population of interest.			
# c6_5: C6.請問您獲得目前這份工作的求職管道?(可複選)：向民間人力銀行求職(含上網)			
Information	[Type= discrete] [Format=numeric] [Range= 0-99] [Missing=*]		
Statistics [NW/ W]	[Valid=51925 /-] [Invalid=3 /-]		
Value	Label	Cases	Percentage
0	沒選	22295	<div><div></div></div> 42.9%
1	有選	2637	<div><div></div></div> 5.1%
98	跳答	26785	<div><div></div></div> 51.6%
99	遺漏值	208	0.4%
Sysmiss		3	
Warning: these figures indicate the number of cases found in the data file. They cannot be interpreted as summary statistics of the population of interest.			
# c6_6: C6.請問您獲得目前這份工作的求職管道?(可複選)：向公立就業服務機構求職(含上網)			
Information	[Type= discrete] [Format=numeric] [Range= 0-99] [Missing=*]		
Statistics [NW/ W]	[Valid=51927 /-] [Invalid=1 /-]		
Value	Label	Cases	Percentage
0	沒選	23978	<div><div></div></div> 46.2%
1	有選	927	<div><div></div></div> 1.8%
98	跳答	26814	<div><div></div></div> 51.6%
99	遺漏值	208	0.4%
Sysmiss		1	
Warning: these figures indicate the number of cases found in the data file. They cannot be interpreted as summary statistics of the population of interest.			
# c6_7: C6.請問您獲得目前這份工作的求職管道?(可複選)：學校輔導就業及畢業分發			
Information	[Type= discrete] [Format=numeric] [Range= 0-99] [Missing=*]		
Statistics [NW/ W]	[Valid=51928 /-] [Invalid=0 /-]		
Value	Label	Cases	Percentage
0	沒選	24433	<div><div></div></div> 47.1%
1	有選	460	<div><div></div></div> 0.9%
98	跳答	26827	<div><div></div></div> 51.7%
99	遺漏值	208	0.4%
Warning: these figures indicate the number of cases found in the data file. They cannot be interpreted as summary statistics of the population of interest.			
# c6_8: C6.請問您獲得目前這份工作的求職管道?(可複選)：參加政府考試分發			
Information	[Type= discrete] [Format=numeric] [Range= 0-99] [Missing=*]		
Statistics [NW/ W]	[Valid=51928 /-] [Invalid=0 /-]		

# c6_8: C6.請問您獲得目前這份工作的求職管道?(可複選)：參加政府考試分發			
Value	Label	Cases	Percentage
0	沒選	23847	<div><div></div></div> 45.9%
1	有選	1134	<div><div></div></div> 2.2%
98	跳答	26739	<div><div></div></div> 51.5%
99	遺漏值	208	<div><div></div></div> 0.4%
Warning: these figures indicate the number of cases found in the data file. They cannot be interpreted as summary statistics of the population of interest.			
# c6_9: C6.請問您獲得目前這份工作的求職管道?(可複選)：原住民就業服務員轉介			
Information	[Type= discrete] [Format=numeric] [Range= 0-99] [Missing=*]		
Statistics [NW/ W]	[Valid=51927 /-] [Invalid=1 /-]		
Value	Label	Cases	Percentage
0	沒選	24481	<div><div></div></div> 47.1%
1	有選	428	<div><div></div></div> 0.8%
98	跳答	26809	<div><div></div></div> 51.6%
99	遺漏值	209	<div><div></div></div> 0.4%
Sysmiss		1	
Warning: these figures indicate the number of cases found in the data file. They cannot be interpreted as summary statistics of the population of interest.			
# c6_10: C6.請問您獲得目前這份工作的求職管道?(可複選)：民意代表介紹			
Information	[Type= discrete] [Format=numeric] [Range= 0-99] [Missing=*]		
Statistics [NW/ W]	[Valid=51924 /-] [Invalid=4 /-]		
Value	Label	Cases	Percentage
0	沒選	24757	<div><div></div></div> 47.7%
1	有選	134	<div><div></div></div> 0.3%
98	跳答	26824	<div><div></div></div> 51.7%
99	遺漏值	209	<div><div></div></div> 0.4%
Sysmiss		4	
Warning: these figures indicate the number of cases found in the data file. They cannot be interpreted as summary statistics of the population of interest.			
# c6_11: C6.請問您獲得目前這份工作的求職管道?(可複選)：應徵招貼廣告			
Information	[Type= discrete] [Format=numeric] [Range= 0-99] [Missing=*]		
Statistics [NW/ W]	[Valid=51923 /-] [Invalid=5 /-]		
Value	Label	Cases	Percentage
0	沒選	23660	<div><div></div></div> 45.6%
1	有選	1267	<div><div></div></div> 2.4%
98	跳答	26787	<div><div></div></div> 51.6%
99	遺漏值	209	<div><div></div></div> 0.4%
Sysmiss		5	
Warning: these figures indicate the number of cases found in the data file. They cannot be interpreted as summary statistics of the population of interest.			
# c6_12: C6.請問您獲得目前這份工作的求職管道?(可複選)：宗教團體介紹(如：教會)			
Information	[Type= discrete] [Format=numeric] [Range= 0-99] [Missing=*]		
Statistics [NW/ W]	[Valid=51924 /-] [Invalid=4 /-]		
Value	Label	Cases	Percentage
0	沒選	24467	<div><div></div></div> 47.1%
1	有選	431	<div><div></div></div> 0.8%
98	跳答	26817	<div><div></div></div> 51.6%

# c6_12: C6.請問您獲得目前這份工作的求職管道?(可複選)：宗教團體介紹(如：教會)			
Value	Label	Cases	Percentage
99	遺漏值	209	0.4%
Sysmiss		4	
Warning: these figures indicate the number of cases found in the data file. They cannot be interpreted as summary statistics of the population of interest.			
# c6_13: C6.請問您獲得目前這份工作的求職管道?(可複選)：企業主來找			
Information	[Type= discrete] [Format=numeric] [Range= 0-99] [Missing=*]		
Statistics [NW/ W]	[Valid=51927 /-] [Invalid=1 /-]		
Value	Label	Cases	Percentage
0	沒選	24177	46.6%
1	有選	715	1.4%
2		2	0.0%
98	跳答	26824	51.7%
99	遺漏值	209	0.4%
Sysmiss		1	
Warning: these figures indicate the number of cases found in the data file. They cannot be interpreted as summary statistics of the population of interest.			
# c6_14: C6.請問您獲得目前這份工作的求職管道?(可複選)：原住民社團(如：同鄉會)轉介			
Information	[Type= discrete] [Format=numeric] [Range= 0-99] [Missing=*]		
Statistics [NW/ W]	[Valid=51926 /-] [Invalid=2 /-]		
Value	Label	Cases	Percentage
0	沒選	24814	47.8%
1	有選	76	0.1%
98	跳答	26827	51.7%
99	遺漏值	209	0.4%
Sysmiss		2	
Warning: these figures indicate the number of cases found in the data file. They cannot be interpreted as summary statistics of the population of interest.			
# c6_15: C6.請問您獲得目前這份工作的求職管道?(可複選)：看電視、聽廣播			
Information	[Type= discrete] [Format=numeric] [Range= 0-99] [Missing=*]		
Statistics [NW/ W]	[Valid=51921 /-] [Invalid=7 /-]		
Value	Label	Cases	Percentage
0	沒選	24821	47.8%
1	有選	66	0.1%
98	跳答	26825	51.7%
99	遺漏值	209	0.4%
Sysmiss		7	
Warning: these figures indicate the number of cases found in the data file. They cannot be interpreted as summary statistics of the population of interest.			
# c6_16: C6.請問您獲得目前這份工作的求職管道?(可複選)：自行創業			
Information	[Type= discrete] [Format=numeric] [Range= 0-99] [Missing=*]		
Statistics [NW/ W]	[Valid=51926 /-] [Invalid=2 /-]		
Value	Label	Cases	Percentage
0	沒選	23747	45.7%
1	有選	1142	2.2%
2		2	0.0%
98	跳答	26826	51.7%

# c6_16: C6.請問您獲得目前這份工作的求職管道?(可複選)：自行創業			
Value	Label	Cases	Percentage
99	遺漏值	209	0.4%
Sysmiss		2	
Warning: these figures indicate the number of cases found in the data file. They cannot be interpreted as summary statistics of the population of interest.			
# c6_17: C6.請問您獲得目前這份工作的求職管道?(可複選)：自耕農			
Information	[Type= discrete] [Format=numeric] [Range= 0-99] [Missing=*]		
Statistics [NW/ W]	[Valid=51927 /-] [Invalid=1 /-]		
Value	Label	Cases	Percentage
0	沒選	23630	45.5%
1	有選	1299	2.5%
2		3	0.0%
98	跳答	26786	51.6%
99	遺漏值	209	0.4%
Sysmiss		1	
Warning: these figures indicate the number of cases found in the data file. They cannot be interpreted as summary statistics of the population of interest.			
# c6_18: C6.請問您獲得目前這份工作的求職管道?(可複選)：自營作業/自家事業			
Information	[Type= discrete] [Format=numeric] [Range= -98-99] [Missing=*]		
Statistics [NW/ W]	[Valid=51927 /-] [Invalid=1 /-]		
Value	Label	Cases	Percentage
-98		1	0.0%
0	沒選	23463	45.2%
1	有選	1456	2.8%
98	跳答	26798	51.6%
99	遺漏值	209	0.4%
Sysmiss		1	
Warning: these figures indicate the number of cases found in the data file. They cannot be interpreted as summary statistics of the population of interest.			
# c6_19: C6.請問您獲得目前這份工作的求職管道?(可複選)：其他			
Information	[Type= discrete] [Format=numeric] [Range= 0-99] [Missing=*]		
Statistics [NW/ W]	[Valid=51928 /-] [Invalid=0 /-]		
Value	Label	Cases	Percentage
0	沒選	23251	44.8%
1	有選	728	1.4%
2		905	1.7%
98	跳答	26831	51.7%
99	遺漏值	213	0.4%
Warning: these figures indicate the number of cases found in the data file. They cannot be interpreted as summary statistics of the population of interest.			
# c7: C7.請問您目前工作的場所是否僱用外籍勞工?			
Information	[Type= discrete] [Format=numeric] [Range= 0-99] [Missing=*]		
Statistics [NW/ W]	[Valid=51922 /-] [Invalid=6 /-]		
Value	Label	Cases	Percentage
0		2730	5.3%
1	有	2203	4.2%
2	沒有(跳答E1)	19311	37.2%



# c7: C7.請問您目前工作的場所是否僱用外籍勞工?			
Value	Label	Cases	Percentage
82		2	0.0%
98	跳答	27460	52.9%
99	遺漏值	216	0.4%
Sysmiss		6	
Warning: these figures indicate the number of cases found in the data file. They cannot be interpreted as summary statistics of the population of interest.			
# c7_1_1: C7-1.請問您認為目前工作場所僱用外勞對您的工作影響是?(可複選)：部分工作項目(業務)被取代(跳答E1)			
Information	[Type= discrete] [Format=numeric] [Range= 0-99] [Missing=*]		
Statistics [NW/ W]	[Valid=51928 /-] [Invalid=0 /-]		
Value	Label	Cases	Percentage
0	沒選	1571	3.0%
1	有選	871	1.7%
2		2487	4.8%
4		3	0.0%
98	跳答	46747	90.0%
99	遺漏值	249	0.5%
Warning: these figures indicate the number of cases found in the data file. They cannot be interpreted as summary statistics of the population of interest.			
# c7_1_2: C7-1.請問您認為目前工作場所僱用外勞對您的工作影響是?(可複選)：工資下降(跳答E1)			
Information	[Type= discrete] [Format=numeric] [Range= 0-99] [Missing=*]		
Statistics [NW/ W]	[Valid=51928 /-] [Invalid=0 /-]		
Value	Label	Cases	Percentage
0	沒選	2093	4.0%
1	有選	324	0.6%
2		21	0.0%
20		2	0.0%
98	跳答	49235	94.8%
99	遺漏值	253	0.5%
Warning: these figures indicate the number of cases found in the data file. They cannot be interpreted as summary statistics of the population of interest.			
# c7_1_3: C7-1.請問您認為目前工作場所僱用外勞對您的工作影響是?(可複選)：同事人際關係問題(跳答E1)			
Information	[Type= discrete] [Format=numeric] [Range= 0-99] [Missing=*]		
Statistics [NW/ W]	[Valid=51928 /-] [Invalid=0 /-]		
Value	Label	Cases	Percentage
0	沒選	2206	4.2%
1	有選	203	0.4%
2		10	0.0%
98	跳答	49256	94.9%
99	遺漏值	253	0.5%
Warning: these figures indicate the number of cases found in the data file. They cannot be interpreted as summary statistics of the population of interest.			
# c7_1_4: C7-1.請問您認為目前工作場所僱用外勞對您的工作影響是?(可複選)：工作時間縮短(跳答E1)			
Information	[Type= discrete] [Format=numeric] [Range= 0-99] [Missing=*]		
Statistics [NW/ W]	[Valid=51928 /-] [Invalid=0 /-]		

# c7\_1\_4: C7-1.請問您認為目前工作場所僱用外勞對您的工作影響是?(可複選)：工作時間縮短(跳答E1)

Value	Label	Cases	Percentage
0	沒選	2060	4.0%
1	有選	196	0.4%
2		10	0.0%
98	跳答	49409	95.1%
99	遺漏值	253	0.5%

Warning: these figures indicate the number of cases found in the data file. They cannot be interpreted as summary statistics of the population of interest.

# c7\_1\_5: C7-1.請問您認為目前工作場所僱用外勞對您的工作影響是?(可複選)：其他(跳答E1)

Information	[Type= discrete] [Format=numeric] [Range= 0-99] [Missing=*]
Statistics [NW/ W]	[Valid=51928 /-] [Invalid=0 /-]

Value	Label	Cases	Percentage
0	沒選	1126	2.2%
1	有選	1118	2.2%
2		28	0.1%
98	跳答	49405	95.1%
99	遺漏值	251	0.5%

Warning: these figures indicate the number of cases found in the data file. They cannot be interpreted as summary statistics of the population of interest.

# d1: D1.如果現在有工作機會，您能不能開始工作？

Information	[Type= discrete] [Format=numeric] [Range= 0-99] [Missing=*]
Statistics [NW/ W]	[Valid=51927 /-] [Invalid=1 /-]

Value	Label	Cases	Percentage
0		122	0.2%
1	能(跳答D2)	916	1.8%
2	不能	259	0.5%
3		5	0.0%
4		1	0.0%
6		2	0.0%
98	跳答	50484	97.2%
99	遺漏值	138	0.3%
Sysmiss		1	

Warning: these figures indicate the number of cases found in the data file. They cannot be interpreted as summary statistics of the population of interest.

# d1\_1: D1-1.不能開始工作的原因(答完後跳答E1)

Information	[Type= discrete] [Format=numeric] [Range= 0-208] [Missing=*]
Statistics [NW/ W]	[Valid=51925 /-] [Invalid=3 /-]

Value	Label	Cases	Percentage
0		5	0.0%
1	求學及準備升學	130	0.3%
2	料理家務	87	0.2%
3	高齡、身心障礙	42	0.1%
4	賦閒	11	0.0%
5	傷病	27	0.1%
6	其他	56	0.1%
8		4	0.0%
12		2	0.0%

# d1\_1: D1-1.不能開始工作的原因(答完後跳答E1)

Value	Label	Cases	Percentage
16		1	0.0%
20		1	0.0%
48		3	0.0%
60		1	0.0%
96		1	0.0%
98	跳答	51409	99.0%
99	遺漏值	144	0.3%
208		1	0.0%
Sysmiss		3	

Warning: these figures indicate the number of cases found in the data file. They cannot be interpreted as summary statistics of the population of interest.

# d2: D2.請問您沒有工作而找尋工作或等待恢復工作有二週了?

Information	[Type= discrete] [Format=numeric] [Range= 0-1560] [Missing=*]
Statistics [NW/ W]	[Valid=51923 /-] [Invalid=5 /-]

Value	Label	Cases	Percentage
0		20	0.0%
1		71	0.1%
2		71	0.1%
3		57	0.1%
4		102	0.2%
5		30	0.1%
6		41	0.1%
7		3	0.0%
8		77	0.1%
9		5	0.0%
10		22	0.0%
12		40	0.1%
13		5	0.0%
14		6	0.0%
15		3	0.0%
16		10	0.0%
18		2	0.0%
20		11	0.0%
22		2	0.0%
23		3	0.0%
24		41	0.1%
26		5	0.0%
27		1	0.0%
28		13	0.0%
30		3	0.0%
31		1	0.0%
32		2	0.0%
33		1	0.0%
36		4	0.0%
38		1	0.0%

# d2: D2.請問您沒有工作而找尋工作或等待恢復工作有幾週了？

Value	Label	Cases	Percentage
40		4	0.0%
48		28	0.1%
50		4	0.0%
52		18	0.0%
56		3	0.0%
58		1	0.0%
60		9	0.0%
63		1	0.0%
78		2	0.0%
80		1	0.0%
85		1	0.0%
96		13	0.0%
98	跳答	51002	98.2%
99	遺漏值	143	0.3%
100		2	0.0%
104		6	0.0%
144		4	0.0%
156		3	0.0%
208		9	0.0%
240		1	0.0%
336		2	0.0%
340		1	0.0%
416		1	0.0%
480		2	0.0%
520		1	0.0%
540		4	0.0%
1560		4	0.0%
Sysmiss		5	

Warning: these figures indicate the number of cases found in the data file. They cannot be interpreted as summary statistics of the population of interest.

# d3\_1: D3.請問您用什麼方法找尋工作?(可複選)：託親友師長介紹

<b>Information</b>	[Type= discrete] [Format=numeric] [Range= 0-540] [Missing=*]		
<b>Statistics [NW/ W]</b>	[Valid=51924 /-] [Invalid=4 /-]		
Value	Label	Cases	Percentage
0	沒選	345	0.7%
1	有選	421	0.8%
2		24	0.0%
3		16	0.0%
4		11	0.0%
8		9	0.0%
12		8	0.0%
15		1	0.0%
16		1	0.0%
18		1	0.0%
24		2	0.0%

# d3_1: D3.請問您用什麼方法找尋工作?(可複選)：託親友師長介紹			
Value	Label	Cases	Percentage
26		2	0.0%
28		1	0.0%
30		1	0.0%
38		1	0.0%
48		5	0.0%
52		7	0.0%
85		1	0.0%
96		1	0.0%
98	跳答	50937	98.1%
99	遺漏值	119	0.2%
100		2	0.0%
104		2	0.0%
144		1	0.0%
156		1	0.0%
208		2	0.0%
540		2	0.0%
Sysmiss		4	
Warning: these figures indicate the number of cases found in the data file. They cannot be interpreted as summary statistics of the population of interest.			
# d3_2: D3.請問您用什麼方法找尋工作?(可複選)：看報紙			
Information	[Type= discrete] [Format=numeric] [Range= 0-99] [Missing=*]		
Statistics [NW/ W]	[Valid=51925 /-] [Invalid=3 /-]		
Value	Label	Cases	Percentage
0	沒選	596	1.1%
1	有選	256	0.5%
2		10	0.0%
98	跳答	50947	98.1%
99	遺漏值	116	0.2%
Sysmiss		3	
Warning: these figures indicate the number of cases found in the data file. They cannot be interpreted as summary statistics of the population of interest.			
# d3_3: D3.請問您用什麼方法找尋工作?(可複選)：看民間人力銀行求職(含上網)			
Information	[Type= discrete] [Format=numeric] [Range= 0-99] [Missing=*]		
Statistics [NW/ W]	[Valid=51925 /-] [Invalid=3 /-]		
Value	Label	Cases	Percentage
0	沒選	525	1.0%
1	有選	330	0.6%
2		10	0.0%
98	跳答	50944	98.1%
99	遺漏值	116	0.2%
Sysmiss		3	
Warning: these figures indicate the number of cases found in the data file. They cannot be interpreted as summary statistics of the population of interest.			
# d3_4: D3.請問您用什麼方法找尋工作?(可複選)：自我推薦及詢問			
Information	[Type= discrete] [Format=numeric] [Range= 0-99] [Missing=*]		
Statistics [NW/ W]	[Valid=51925 /-] [Invalid=3 /-]		

# d3_4: D3.請問您用什麼方法找尋工作?(可複選)：自我推薦及詢問			
Value	Label	Cases	Percentage
0	沒選	615	1.2%
1	有選	245	0.5%
2		10	0.0%
98	跳答	50939	98.1%
99	遺漏值	116	0.2%
Sysmiss		3	
Warning: these figures indicate the number of cases found in the data file. They cannot be interpreted as summary statistics of the population of interest.			
# d3_5: D3.請問您用什麼方法找尋工作?(可複選)：向公立就業服務機構求職(含上網)			
Information	[Type= discrete] [Format=numeric] [Range= 0-99] [Missing=*]		
Statistics [NW/ W]	[Valid=51925 /-] [Invalid=3 /-]		
Value	Label	Cases	Percentage
0	沒選	726	1.4%
1	有選	133	0.3%
2		10	0.0%
98	跳答	50940	98.1%
99	遺漏值	116	0.2%
Sysmiss		3	
Warning: these figures indicate the number of cases found in the data file. They cannot be interpreted as summary statistics of the population of interest.			
# d3_6: D3.請問您用什麼方法找尋工作?(可複選)：原住民專線或都會區就業服務台			
Information	[Type= discrete] [Format=numeric] [Range= 0-99] [Missing=*]		
Statistics [NW/ W]	[Valid=51925 /-] [Invalid=3 /-]		
Value	Label	Cases	Percentage
0	沒選	798	1.5%
1	有選	55	0.1%
2		10	0.0%
98	跳答	50946	98.1%
99	遺漏值	116	0.2%
Sysmiss		3	
Warning: these figures indicate the number of cases found in the data file. They cannot be interpreted as summary statistics of the population of interest.			
# d3_7: D3.請問您用什麼方法找尋工作?(可複選)：學校輔導就業及畢業分發			
Information	[Type= discrete] [Format=numeric] [Range= 0-99] [Missing=*]		
Statistics [NW/ W]	[Valid=51925 /-] [Invalid=3 /-]		
Value	Label	Cases	Percentage
0	沒選	836	1.6%
1	有選	15	0.0%
2		10	0.0%
98	跳答	50948	98.1%
99	遺漏值	116	0.2%
Sysmiss		3	
Warning: these figures indicate the number of cases found in the data file. They cannot be interpreted as summary statistics of the population of interest.			
# d3_8: D3.請問您用什麼方法找尋工作?(可複選)：企業主來找			
Information	[Type= discrete] [Format=numeric] [Range= 0-99] [Missing=*]		

# d3_8: D3.請問您用什麼方法找尋工作?(可複選)：企業主來找			
Statistics [NW/ W]		[Valid=51925 /-] [Invalid=3 /-]	
Value	Label	Cases	Percentage
0	沒選	819	1.6%
1	有選	32	0.1%
2		10	0.0%
98	跳答	50948	98.1%
99	遺漏值	116	0.2%
Sysmiss		3	
Warning: these figures indicate the number of cases found in the data file. They cannot be interpreted as summary statistics of the population of interest.			
# d3_9: D3.請問您用什麼方法找尋工作?(可複選)：參加政府考試分發			
Information		[Type= discrete] [Format=numeric] [Range= 0-99] [Missing=*]	
Statistics [NW/ W]		[Valid=51925 /-] [Invalid=3 /-]	
Value	Label	Cases	Percentage
0	沒選	831	1.6%
1	有選	20	0.0%
2		10	0.0%
98	跳答	50948	98.1%
99	遺漏值	116	0.2%
Sysmiss		3	
Warning: these figures indicate the number of cases found in the data file. They cannot be interpreted as summary statistics of the population of interest.			
# d3_10: D3.請問您用什麼方法找尋工作?(可複選)：原住民就業服務員轉介			
Information		[Type= discrete] [Format=numeric] [Range= 0-99] [Missing=*]	
Statistics [NW/ W]		[Valid=51925 /-] [Invalid=3 /-]	
Value	Label	Cases	Percentage
0	沒選	797	1.5%
1	有選	56	0.1%
2		10	0.0%
98	跳答	50946	98.1%
99	遺漏值	116	0.2%
Sysmiss		3	
Warning: these figures indicate the number of cases found in the data file. They cannot be interpreted as summary statistics of the population of interest.			
# d3_11: D3.請問您用什麼方法找尋工作?(可複選)：原住民社團(如：同鄉會)轉介			
Information		[Type= discrete] [Format=numeric] [Range= 0-99] [Missing=*]	
Statistics [NW/ W]		[Valid=51925 /-] [Invalid=3 /-]	
Value	Label	Cases	Percentage
0	沒選	829	1.6%
1	有選	22	0.0%
2		10	0.0%
98	跳答	50948	98.1%
99	遺漏值	116	0.2%
Sysmiss		3	
Warning: these figures indicate the number of cases found in the data file. They cannot be interpreted as summary statistics of the population of interest.			

# d3_12: D3.請問您用什麼方法找尋工作?(可複選)：看電視、聽廣播			
<b>Information</b>		[Type= discrete] [Format=numeric] [Range= 0-99] [Missing=*]	
<b>Statistics [NW/ W]</b>		[Valid=51925 /-] [Invalid=3 /-]	
Value	Label	Cases	Percentage
0	沒選	843	1.6%
1	有選	8	0.0%
2		10	0.0%
98	跳答	50948	98.1%
99	遺漏值	116	0.2%
Sysmiss		3	
Warning: these figures indicate the number of cases found in the data file. They cannot be interpreted as summary statistics of the population of interest.			
# d3_13: D3.請問您用什麼方法找尋工作?(可複選)：民意代表介紹			
<b>Information</b>		[Type= discrete] [Format=numeric] [Range= 0-99] [Missing=*]	
<b>Statistics [NW/ W]</b>		[Valid=51925 /-] [Invalid=3 /-]	
Value	Label	Cases	Percentage
0	沒選	849	1.6%
1	有選	2	0.0%
2		10	0.0%
98	跳答	50948	98.1%
99	遺漏值	116	0.2%
Sysmiss		3	
Warning: these figures indicate the number of cases found in the data file. They cannot be interpreted as summary statistics of the population of interest.			



# d3_14: D3.請問您用什麼方法找尋工作?(可複選)：應徵招貼廣告			
Information	[Type= discrete] [Format=numeric] [Range= 0-99] [Missing=*]		
Statistics [NW/ W]	[Valid=51925 /-] [Invalid=3 /-]		
Value	Label	Cases	Percentage
0	沒選	804	1.5%
1	有選	56	0.1%
2		10	0.0%
98	跳答	50939	98.1%
99	遺漏值	116	0.2%
Sysmiss		3	
Warning: these figures indicate the number of cases found in the data file. They cannot be interpreted as summary statistics of the population of interest.			
# d3_15: D3.請問您用什麼方法找尋工作?(可複選)：宗教團體介紹(如：教會)			
Information	[Type= discrete] [Format=numeric] [Range= 0-99] [Missing=*]		
Statistics [NW/ W]	[Valid=51925 /-] [Invalid=3 /-]		
Value	Label	Cases	Percentage
0	沒選	839	1.6%
1	有選	14	0.0%
2		10	0.0%
98	跳答	50946	98.1%
99	遺漏值	116	0.2%
Sysmiss		3	
Warning: these figures indicate the number of cases found in the data file. They cannot be interpreted as summary statistics of the population of interest.			
# d3_16: D3.請問您用什麼方法找尋工作?(可複選)：其他			
Information	[Type= discrete] [Format=numeric] [Range= 0-99] [Missing=*]		
Statistics [NW/ W]	[Valid=51926 /-] [Invalid=2 /-]		
Value	Label	Cases	Percentage
0	沒選	810	1.6%
1	有選	34	0.1%
2		19	0.0%
98	跳答	50947	98.1%
99	遺漏值	116	0.2%
Sysmiss		2	
Warning: these figures indicate the number of cases found in the data file. They cannot be interpreted as summary statistics of the population of interest.			
# d4: D4.請問您想找個全日的工作，還是只是想找個部分時間的工作？			
Information	[Type= discrete] [Format=numeric] [Range= 0-99] [Missing=*]		
Statistics [NW/ W]	[Valid=51928 /-] [Invalid=0 /-]		
Value	Label	Cases	Percentage
0		106	0.2%
1	全日工作	637	1.2%
2	部分時間	137	0.3%
98	跳答	50926	98.1%
99	遺漏值	122	0.2%
Warning: these figures indicate the number of cases found in the data file. They cannot be interpreted as summary statistics of the population of interest.			

# d5: D5.請問您在找尋工作過程中，有沒有遇到過工作機會？			
<b>Information</b>		[Type= discrete] [Format=numeric] [Range= 0-99] [Missing=*]	
<b>Statistics [NW/ W]</b>		[Valid=51928 /-] [Invalid=0 /-]	
<b>Value</b>	<b>Label</b>	<b>Cases</b>	<b>Percentage</b>
0		11	0.0%
1	有	435	0.8%
2	沒有(跳答D5-3)	420	0.8%
98	跳答	50943	98.1%
99	遺漏值	119	0.2%
Warning: these figures indicate the number of cases found in the data file. They cannot be interpreted as summary statistics of the population of interest.			
# d5_1_1: D5-1.請問您遇到什麼工作機會?(可複選)：全日工作			
<b>Information</b>		[Type= discrete] [Format=numeric] [Range= 0-99] [Missing=*]	
<b>Statistics [NW/ W]</b>		[Valid=51740 /-] [Invalid=188 /-]	
<b>Value</b>	<b>Label</b>	<b>Cases</b>	<b>Percentage</b>
0	沒選	172	0.3%
1	有選	220	0.4%
2		74	0.1%
98	跳答	51154	98.9%
99	遺漏值	120	0.2%
Sysmiss		188	
Warning: these figures indicate the number of cases found in the data file. They cannot be interpreted as summary statistics of the population of interest.			
# d5_1_2: D5-1.請問您遇到什麼工作機會?(可複選)：部分時間工作			
<b>Information</b>		[Type= discrete] [Format=numeric] [Range= 0-99] [Missing=*]	
<b>Statistics [NW/ W]</b>		[Valid=41031 /-] [Invalid=10897 /-]	
<b>Value</b>	<b>Label</b>	<b>Cases</b>	<b>Percentage</b>
0	沒選	216	0.5%
1	有選	102	0.2%
2		10	0.0%
98	跳答	40585	98.9%
99	遺漏值	118	0.3%
Sysmiss		10897	
Warning: these figures indicate the number of cases found in the data file. They cannot be interpreted as summary statistics of the population of interest.			
# d5_1_3: D5-1.請問您遇到什麼工作機會?(可複選)：臨時性工作			
<b>Information</b>		[Type= discrete] [Format=numeric] [Range= 0-99] [Missing=*]	
<b>Statistics [NW/ W]</b>		[Valid=51418 /-] [Invalid=510 /-]	
<b>Value</b>	<b>Label</b>	<b>Cases</b>	<b>Percentage</b>
0	沒選	243	0.5%
1	有選	144	0.3%
2		10	0.0%
98	跳答	50901	99.0%
99	遺漏值	120	0.2%
Sysmiss		510	
Warning: these figures indicate the number of cases found in the data file. They cannot be interpreted as summary statistics of the population of interest.			

# d5_1_4: D5-1.請問您遇到什麼工作機會?(可複選)：派遣工作			
<b>Information</b>		[Type= discrete] [Format=numeric] [Range= 0-99] [Missing=*]	
<b>Statistics [NW/ W]</b>		[Valid=51928 /-] [Invalid=0 /-]	
<b>Value</b>	<b>Label</b>	<b>Cases</b>	<b>Percentage</b>
0	沒選	316	0.6%
1	有選	73	0.1%
2		10	0.0%
98	跳答	51409	99.0%
99	遺漏值	120	0.2%
Warning: these figures indicate the number of cases found in the data file. They cannot be interpreted as summary statistics of the population of interest.			
# d5_1_5: D5-1.請問您遇到什麼工作機會?(可複選)：其他			
<b>Information</b>		[Type= discrete] [Format=numeric] [Range= 0-99] [Missing=*]	
<b>Statistics [NW/ W]</b>		[Valid=51928 /-] [Invalid=0 /-]	
<b>Value</b>	<b>Label</b>	<b>Cases</b>	<b>Percentage</b>
0	沒選	369	0.7%
1	有選	19	0.0%
2		10	0.0%
98	跳答	51409	99.0%
99	遺漏值	121	0.2%
Warning: these figures indicate the number of cases found in the data file. They cannot be interpreted as summary statistics of the population of interest.			
# d5_2_1: D5-2.請問您沒有去工作的原因是什麼?(可複選)：待遇太低(答完後跳答D6)			
<b>Information</b>		[Type= discrete] [Format=numeric] [Range= 0-99] [Missing=*]	
<b>Statistics [NW/ W]</b>		[Valid=51928 /-] [Invalid=0 /-]	
<b>Value</b>	<b>Label</b>	<b>Cases</b>	<b>Percentage</b>
0	沒選	276	0.5%
1	有選	90	0.2%
2		10	0.0%
98	跳答	51411	99.0%
99	遺漏值	141	0.3%
Warning: these figures indicate the number of cases found in the data file. They cannot be interpreted as summary statistics of the population of interest.			
# d5_2_2: D5-2.請問您沒有去工作的原因是什麼?(可複選)：工作環境不良(答完後跳答D6)			
<b>Information</b>		[Type= discrete] [Format=numeric] [Range= 0-99] [Missing=*]	
<b>Statistics [NW/ W]</b>		[Valid=51928 /-] [Invalid=0 /-]	
<b>Value</b>	<b>Label</b>	<b>Cases</b>	<b>Percentage</b>
0	沒選	304	0.6%
1	有選	58	0.1%
2		10	0.0%
98	跳答	51410	99.0%
99	遺漏值	146	0.3%
Warning: these figures indicate the number of cases found in the data file. They cannot be interpreted as summary statistics of the population of interest.			
# d5_2_3: D5-2.請問您沒有去工作的原因是什麼?(可複選)：學非所用(答完後跳答D6)			
<b>Information</b>		[Type= discrete] [Format=numeric] [Range= 0-99] [Missing=*]	
<b>Statistics [NW/ W]</b>		[Valid=51928 /-] [Invalid=0 /-]	

# d5_2_3: D5-2.請問您沒有去工作的原因是什麼?(可複選)：學非所用(答完後跳答D6)			
Value	Label	Cases	Percentage
0	沒選	327	0.6%
1	有選	36	0.1%
2		10	0.0%
98	跳答	51409	99.0%
99	遺漏值	146	0.3%
Warning: these figures indicate the number of cases found in the data file. They cannot be interpreted as summary statistics of the population of interest.			
# d5_2_4: D5-2.請問您沒有去工作的原因是什麼?(可複選)：工時不適合(答完後跳答D6)			
Information	[Type= discrete] [Format=numeric] [Range= 0-99] [Missing=*]		
Statistics [NW/ W]	[Valid=51928 /-] [Invalid=0 /-]		
Value	Label	Cases	Percentage
0	沒選	288	0.6%
1	有選	78	0.2%
2		10	0.0%
98	跳答	51406	99.0%
99	遺漏值	146	0.3%
Warning: these figures indicate the number of cases found in the data file. They cannot be interpreted as summary statistics of the population of interest.			
# d5_2_5: D5-2.請問您沒有去工作的原因是什麼?(可複選)：離家太遠(答完後跳答D6)			
Information	[Type= discrete] [Format=numeric] [Range= 0-99] [Missing=*]		
Statistics [NW/ W]	[Valid=51928 /-] [Invalid=0 /-]		
Value	Label	Cases	Percentage
0	沒選	318	0.6%
1	有選	47	0.1%
2		10	0.0%
98	跳答	51407	99.0%
99	遺漏值	146	0.3%
Warning: these figures indicate the number of cases found in the data file. They cannot be interpreted as summary statistics of the population of interest.			
# d5_2_6: D5-2.請問您沒有去工作的原因是什麼?(可複選)：無一起工作的同伴(答完後跳答D6)			
Information	[Type= discrete] [Format=numeric] [Range= 0-99] [Missing=*]		
Statistics [NW/ W]	[Valid=51928 /-] [Invalid=0 /-]		
Value	Label	Cases	Percentage
0	沒選	347	0.7%
1	有選	15	0.0%
2		10	0.0%
98	跳答	51410	99.0%
99	遺漏值	146	0.3%
Warning: these figures indicate the number of cases found in the data file. They cannot be interpreted as summary statistics of the population of interest.			
# d5_2_7: D5-2.請問您沒有去工作的原因是什麼?(可複選)：遠景不佳(答完後跳答D6)			
Information	[Type= discrete] [Format=numeric] [Range= 0-99] [Missing=*]		
Statistics [NW/ W]	[Valid=51928 /-] [Invalid=0 /-]		
Value	Label	Cases	Percentage
0	沒選	339	0.7%
1	有選	23	0.0%

# d5_2_7: D5-2.請問您沒有去工作的原因是什麼?(可複選)：遠景不佳(答完後跳答D6)			
Value	Label	Cases	Percentage
2		10	0.0%
98	跳答	51410	99.0%
99	遺漏值	146	0.3%
Warning: these figures indicate the number of cases found in the data file. They cannot be interpreted as summary statistics of the population of interest.			
# d5_2_8: D5-2.請問您沒有去工作的原因是什麼?(可複選)：其他(答完後跳答D6)			
Information	[Type= discrete] [Format=numeric] [Range= 0-99] [Missing=*]		
Statistics [NW/ W]	[Valid=51928 /-] [Invalid=0 /-]		
Value	Label	Cases	Percentage
0	沒選	263	0.5%
1	有選	108	0.2%
2		10	0.0%
98	跳答	51401	99.0%
99	遺漏值	146	0.3%
Warning: these figures indicate the number of cases found in the data file. They cannot be interpreted as summary statistics of the population of interest.			
# d5_3_1: D5-3.請問您找尋工作中， 遭遇的困難是什麼?(可複選)：就業資訊不足			
Information	[Type= discrete] [Format=numeric] [Range= 0-99] [Missing=*]		
Statistics [NW/ W]	[Valid=51928 /-] [Invalid=0 /-]		
Value	Label	Cases	Percentage
0	沒選	334	0.6%
1	有選	142	0.3%
2		10	0.0%
98	跳答	51304	98.8%
99	遺漏值	138	0.3%
Warning: these figures indicate the number of cases found in the data file. They cannot be interpreted as summary statistics of the population of interest.			
# d5_3_2: D5-3.請問您找尋工作中， 遭遇的困難是什麼?(可複選)：本身技術不合			
Information	[Type= discrete] [Format=numeric] [Range= 0-99] [Missing=*]		
Statistics [NW/ W]	[Valid=51928 /-] [Invalid=0 /-]		
Value	Label	Cases	Percentage
0	沒選	357	0.7%
1	有選	149	0.3%
2		10	0.0%
98	跳答	51278	98.7%
99	遺漏值	134	0.3%
Warning: these figures indicate the number of cases found in the data file. They cannot be interpreted as summary statistics of the population of interest.			
# d5_3_3: D5-3.請問您找尋工作中， 遭遇的困難是什麼?(可複選)：生活圈內沒有工作機會			
Information	[Type= discrete] [Format=numeric] [Range= 0-99] [Missing=*]		
Statistics [NW/ W]	[Valid=51928 /-] [Invalid=0 /-]		
Value	Label	Cases	Percentage
0	沒選	378	0.7%
1	有選	130	0.3%
2		10	0.0%
98	跳答	51276	98.7%

# d5_3_3: D5-3.請問您找尋工作中，遭遇的困難是什麼?(可複選)：生活圈內沒有工作機會			
<b>Value</b>	<b>Label</b>	<b>Cases</b>	<b>Percentage</b>
99	遺漏值	134	0.3%
Warning: these figures indicate the number of cases found in the data file. They cannot be interpreted as summary statistics of the population of interest.			
# d5_3_4: D5-3.請問您找尋工作中，遭遇的困難是什麼?(可複選)：生活圈以外沒有工作機會			
<b>Information</b>	[Type= discrete] [Format=numeric] [Range= 0-99] [Missing=*]		
<b>Statistics [NW/ W]</b>	[Valid=51928 /-] [Invalid=0 /-]		
<b>Value</b>	<b>Label</b>	<b>Cases</b>	<b>Percentage</b>
0	沒選	464	0.9%
1	有選	41	0.1%
2		10	0.0%
98	跳答	51279	98.8%
99	遺漏值	134	0.3%
Warning: these figures indicate the number of cases found in the data file. They cannot be interpreted as summary statistics of the population of interest.			
# d5_3_5: D5-3.請問您找尋工作中，遭遇的困難是什麼?(可複選)：工作機會被外勞排擠			
<b>Information</b>	[Type= discrete] [Format=numeric] [Range= 0-99] [Missing=*]		
<b>Statistics [NW/ W]</b>	[Valid=51928 /-] [Invalid=0 /-]		
<b>Value</b>	<b>Label</b>	<b>Cases</b>	<b>Percentage</b>
0	沒選	488	0.9%
1	有選	17	0.0%
2		10	0.0%
98	跳答	51279	98.8%
99	遺漏值	134	0.3%
Warning: these figures indicate the number of cases found in the data file. They cannot be interpreted as summary statistics of the population of interest.			
# d5_3_6: D5-3.請問您找尋工作中，遭遇的困難是什麼?(可複選)：教育程度限制			
<b>Information</b>	[Type= discrete] [Format=numeric] [Range= 0-99] [Missing=*]		
<b>Statistics [NW/ W]</b>	[Valid=51928 /-] [Invalid=0 /-]		
<b>Value</b>	<b>Label</b>	<b>Cases</b>	<b>Percentage</b>
0	沒選	419	0.8%
1	有選	86	0.2%
2		10	0.0%
98	跳答	51279	98.8%
99	遺漏值	134	0.3%
Warning: these figures indicate the number of cases found in the data file. They cannot be interpreted as summary statistics of the population of interest.			
# d5_3_7: D5-3.請問您找尋工作中，遭遇的困難是什麼?(可複選)：年齡限制			
<b>Information</b>	[Type= discrete] [Format=numeric] [Range= 0-99] [Missing=*]		
<b>Statistics [NW/ W]</b>	[Valid=51928 /-] [Invalid=0 /-]		
<b>Value</b>	<b>Label</b>	<b>Cases</b>	<b>Percentage</b>
0	沒選	434	0.8%
1	有選	73	0.1%
2		10	0.0%
98	跳答	51277	98.7%
99	遺漏值	134	0.3%
Warning: these figures indicate the number of cases found in the data file. They cannot be interpreted as summary statistics of the population of interest.			

# d5_3_8: D5-3.請問您找尋工作中，遭遇的困難是什麼?(可複選)：性別限制			
<b>Information</b>		[Type= discrete] [Format=numeric] [Range= 0-99] [Missing=*]	
<b>Statistics [NW/ W]</b>		[Valid=51928 /-] [Invalid=0 /-]	
<b>Value</b>	<b>Label</b>	<b>Cases</b>	<b>Percentage</b>
0	沒選	485	0.9%
1	有選	20	0.0%
2		10	0.0%
98	跳答	51279	98.8%
99	遺漏值	134	0.3%
Warning: these figures indicate the number of cases found in the data file. They cannot be interpreted as summary statistics of the population of interest.			
# d5_3_9: D5-3.請問您找尋工作中，遭遇的困難是什麼?(可複選)：原住民身分限制			
<b>Information</b>		[Type= discrete] [Format=numeric] [Range= 0-99] [Missing=*]	
<b>Statistics [NW/ W]</b>		[Valid=51928 /-] [Invalid=0 /-]	
<b>Value</b>	<b>Label</b>	<b>Cases</b>	<b>Percentage</b>
0	沒選	493	0.9%
1	有選	12	0.0%
2		10	0.0%
98	跳答	51279	98.8%
99	遺漏值	134	0.3%
Warning: these figures indicate the number of cases found in the data file. They cannot be interpreted as summary statistics of the population of interest.			
# d5_3_10: D5-3.請問您找尋工作中，遭遇的困難是什麼?(可複選)：身體不好無法找到合適的工作			
<b>Information</b>		[Type= discrete] [Format=numeric] [Range= 0-99] [Missing=*]	
<b>Statistics [NW/ W]</b>		[Valid=51928 /-] [Invalid=0 /-]	
<b>Value</b>	<b>Label</b>	<b>Cases</b>	<b>Percentage</b>
0	沒選	464	0.9%
1	有選	43	0.1%
2		10	0.0%
98	跳答	51277	98.7%
99	遺漏值	134	0.3%
Warning: these figures indicate the number of cases found in the data file. They cannot be interpreted as summary statistics of the population of interest.			
# d5_3_11: D5-3.請問您找尋工作中，遭遇的困難是什麼?(可複選)：要照顧家庭無法找到合適的工作			
<b>Information</b>		[Type= discrete] [Format=numeric] [Range= 0-99] [Missing=*]	
<b>Statistics [NW/ W]</b>		[Valid=51928 /-] [Invalid=0 /-]	
<b>Value</b>	<b>Label</b>	<b>Cases</b>	<b>Percentage</b>
0	沒選	417	0.8%
1	有選	87	0.2%
2		10	0.0%
98	跳答	51280	98.8%
99	遺漏值	134	0.3%
Warning: these figures indicate the number of cases found in the data file. They cannot be interpreted as summary statistics of the population of interest.			
# d5_3_12: D5-3.請問您找尋工作中，遭遇的困難是什麼?(可複選)：職災造成身體傷害限制工作機會			
<b>Information</b>		[Type= discrete] [Format=numeric] [Range= 0-99] [Missing=*]	
<b>Statistics [NW/ W]</b>		[Valid=51928 /-] [Invalid=0 /-]	

# d5_3_12: D5-3.請問您找尋工作中，遭遇的困難是什麼?(可複選)：職災造成身體傷害限制工作機會			
Value	Label	Cases	Percentage
0	沒選	488	0.9%
1	有選	17	0.0%
2		10	0.0%
98	跳答	51279	98.8%
99	遺漏值	134	0.3%
Warning: these figures indicate the number of cases found in the data file. They cannot be interpreted as summary statistics of the population of interest.			
# d5_3_13: D5-3.請問您找尋工作中，遭遇的困難是什麼?(可複選)：其他			
Information	[Type= discrete] [Format=numeric] [Range= 0-99] [Missing=*]		
Statistics [NW/ W]	[Valid=51928 /-] [Invalid=0 /-]		
Value	Label	Cases	Percentage
0	沒選	439	0.8%
1	有選	75	0.1%
2		12	0.0%
98	跳答	51269	98.7%
99	遺漏值	133	0.3%
Warning: these figures indicate the number of cases found in the data file. They cannot be interpreted as summary statistics of the population of interest.			
# d6: D6.請問您從前有過工作嗎?			
Information	[Type= discrete] [Format=numeric] [Range= 0-99] [Missing=*]		
Statistics [NW/ W]	[Valid=51928 /-] [Invalid=0 /-]		
Value	Label	Cases	Percentage
0		66	0.1%
1	有	685	1.3%
2	沒有(跳答D7)	85	0.2%
3		3	0.0%
5		1	0.0%
7		2	0.0%
10		3	0.0%
12		1	0.0%
98	跳答	50963	98.1%
99	遺漏值	119	0.2%
Warning: these figures indicate the number of cases found in the data file. They cannot be interpreted as summary statistics of the population of interest.			
# d6_1: D6-1.請問您離開上次工作的主要原因是什麼?			
Information	[Type= discrete] [Format=numeric] [Range= 0-99] [Missing=*]		
Statistics [NW/ W]	[Valid=51928 /-] [Invalid=0 /-]		
Value	Label	Cases	Percentage
0		10	0.0%
1	工作場所業務緊縮或歇業	191	0.4%
2	季節性或臨時性的工作結束	189	0.4%
3	對原有工作不滿意	106	0.2%
4	工作場所外移	12	0.0%
5	健康不良	58	0.1%
6	本身工作問題被解雇	16	0.0%
7	家務太忙	51	0.1%



# d6_1: D6-1.請問您離開上次工作的主要原因是什麼？			
Value	Label	Cases	Percentage
8	因原住民身分被歧視	0	
9	退休	15	0.0%
10	結婚或生育	42	0.1%
11	發生職災無法工作	8	0.0%
12	其他	88	0.2%
13		1	0.0%
98	跳答	51011	98.2%
99	遺漏值	130	0.3%
Warning: these figures indicate the number of cases found in the data file. They cannot be interpreted as summary statistics of the population of interest.			
# d6_2: D6-2.請問您離開上次工作的方式是？			
Information	[Type= discrete] [Format=numeric] [Range= 0-99] [Missing=*]		
Statistics [NW/ W]	[Valid=51928 /-] [Invalid=0 /-]		
Value	Label	Cases	Percentage
0		27	0.1%
1	自願離職	409	0.8%
2	非自願離職	178	0.3%
3		12	0.0%
4		2	0.0%
5		7	0.0%
6		1	0.0%
7		6	0.0%
9		7	0.0%
10		6	0.0%
11		4	0.0%
12		11	0.0%
13		1	0.0%
98	跳答	51045	98.3%
99	遺漏值	212	0.4%
Warning: these figures indicate the number of cases found in the data file. They cannot be interpreted as summary statistics of the population of interest.			
# d7_1: D7.請問您最希望從事哪些項目的工作內容?(包括自行創業;可複選, 最多三項): 餐飲旅遊運動(跳答D9)			
Information	[Type= discrete] [Format=numeric] [Range= 0-99] [Missing=*]		
Statistics [NW/ W]	[Valid=51928 /-] [Invalid=0 /-]		
Value	Label	Cases	Percentage
0	沒選	525	1.0%
1	有選	277	0.5%
2		28	0.1%
6		4	0.0%
98	跳答	50960	98.1%
99	遺漏值	134	0.3%
Warning: these figures indicate the number of cases found in the data file. They cannot be interpreted as summary statistics of the population of interest.			
# d7_2: D7.請問您最希望從事哪些項目的工作內容?(包括自行創業;可複選, 最多三項): 技術服務(跳答D9)			
Information	[Type= discrete] [Format=numeric] [Range= 0-99] [Missing=*]		
Statistics [NW/ W]	[Valid=51928 /-] [Invalid=0 /-]		

# d7\_2: D7.請問您最希望從事哪些項目的工作內容?(包括自行創業;可複選, 最多三項): 技術服務(跳答D9)

Value	Label	Cases	Percentage
0	沒選	670	1.3%
1	有選	171	0.3%
2		10	0.0%
6		1	0.0%
10		4	0.0%
98	跳答	50952	98.1%
99	遺漏值	120	0.2%

Warning: these figures indicate the number of cases found in the data file. They cannot be interpreted as summary statistics of the population of interest.

# d7\_3: D7.請問您最希望從事哪些項目的工作內容?(包括自行創業;可複選, 最多三項): 營建職類(跳答D9)

Information	[Type= discrete] [Format=numeric] [Range= 0-99] [Missing=*]
Statistics [NW/ W]	[Valid=51928 /-] [Invalid=0 /-]

Value	Label	Cases	Percentage
0	沒選	693	1.3%
1	有選	148	0.3%
2		10	0.0%
10		1	0.0%
12		4	0.0%
98	跳答	50952	98.1%
99	遺漏值	120	0.2%

Warning: these figures indicate the number of cases found in the data file. They cannot be interpreted as summary statistics of the population of interest.

# d7\_4: D7.請問您最希望從事哪些項目的工作內容?(包括自行創業;可複選, 最多三項): 品管製造(跳答D9)

Information	[Type= discrete] [Format=numeric] [Range= 0-99] [Missing=*]
Statistics [NW/ W]	[Valid=51928 /-] [Invalid=0 /-]

Value	Label	Cases	Percentage
0	沒選	761	1.5%
1	有選	78	0.2%
2		10	0.0%
12		1	0.0%
98	跳答	50958	98.1%
99	遺漏值	120	0.2%

Warning: these figures indicate the number of cases found in the data file. They cannot be interpreted as summary statistics of the population of interest.

# d7\_5: D7.請問您最希望從事哪些項目的工作內容?(包括自行創業;可複選, 最多三項): 農林漁牧(跳答D9)

Information	[Type= discrete] [Format=numeric] [Range= 0-99] [Missing=*]
Statistics [NW/ W]	[Valid=51928 /-] [Invalid=0 /-]

Value	Label	Cases	Percentage
0	沒選	707	1.4%
1	有選	132	0.3%
2		10	0.0%
98	跳答	50959	98.1%
99	遺漏值	120	0.2%

Warning: these figures indicate the number of cases found in the data file. They cannot be interpreted as summary statistics of the population of interest.

# d7_6: D7.請問您最希望從事哪些項目的工作內容?(包括自行創業;可複選, 最多三項): 行政經營(跳答D9)			
Information	[Type= discrete] [Format=numeric] [Range= 0-99] [Missing=*]		
Statistics [NW/ W]	[Valid=51928 /-] [Invalid=0 /-]		
Value	Label	Cases	Percentage
0	沒選	752	1.4%
1	有選	89	0.2%
2		10	0.0%
98	跳答	50957	98.1%
99	遺漏值	120	0.2%
Warning: these figures indicate the number of cases found in the data file. They cannot be interpreted as summary statistics of the population of interest.			
# d7_7: D7.請問您最希望從事哪些項目的工作內容?(包括自行創業;可複選, 最多三項): 廣告美編(跳答D9)			
Information	[Type= discrete] [Format=numeric] [Range= 0-99] [Missing=*]		
Statistics [NW/ W]	[Valid=51928 /-] [Invalid=0 /-]		
Value	Label	Cases	Percentage
0	沒選	799	1.5%
1	有選	40	0.1%
2		10	0.0%
98	跳答	50959	98.1%
99	遺漏值	120	0.2%
Warning: these figures indicate the number of cases found in the data file. They cannot be interpreted as summary statistics of the population of interest.			
# d7_8: D7.請問您最希望從事哪些項目的工作內容?(包括自行創業;可複選, 最多三項): 娛樂演藝(跳答D9)			
Information	[Type= discrete] [Format=numeric] [Range= 0-99] [Missing=*]		
Statistics [NW/ W]	[Valid=51928 /-] [Invalid=0 /-]		
Value	Label	Cases	Percentage
0	沒選	818	1.6%
1	有選	21	0.0%
2		10	0.0%
98	跳答	50959	98.1%
99	遺漏值	120	0.2%
Warning: these figures indicate the number of cases found in the data file. They cannot be interpreted as summary statistics of the population of interest.			
# d7_9: D7.請問您最希望從事哪些項目的工作內容?(包括自行創業;可複選, 最多三項): 醫藥美容(跳答D9)			
Information	[Type= discrete] [Format=numeric] [Range= 0-99] [Missing=*]		
Statistics [NW/ W]	[Valid=51928 /-] [Invalid=0 /-]		
Value	Label	Cases	Percentage
0	沒選	788	1.5%
1	有選	51	0.1%
2		10	0.0%
98	跳答	50959	98.1%
99	遺漏值	120	0.2%
Warning: these figures indicate the number of cases found in the data file. They cannot be interpreted as summary statistics of the population of interest.			
# d7_10: D7.請問您最希望從事哪些項目的工作內容?(包括自行創業;可複選, 最多三項): 業務行銷(跳答D9)			
Information	[Type= discrete] [Format=numeric] [Range= 0-99] [Missing=*]		
Statistics [NW/ W]	[Valid=51928 /-] [Invalid=0 /-]		

# d7_10: D7.請問您最希望從事哪些項目的工作內容?(包括自行創業;可複選, 最多三項): 業務行銷(跳答D9)			
Value	Label	Cases	Percentage
0	沒選	808	1.6%
1	有選	31	0.1%
2		10	0.0%
98	跳答	50959	98.1%
99	遺漏值	120	0.2%
Warning: these figures indicate the number of cases found in the data file. They cannot be interpreted as summary statistics of the population of interest.			
# d7_11: D7.請問您最希望從事哪些項目的工作內容?(包括自行創業;可複選, 最多三項): 客戶服務(跳答D9)			
Information	[Type= discrete] [Format=numeric] [Range= 0-99] [Missing=*]		
Statistics [NW/ W]	[Valid=51928 /-] [Invalid=0 /-]		
Value	Label	Cases	Percentage
0	沒選	793	1.5%
1	有選	46	0.1%
2		10	0.0%
98	跳答	50959	98.1%
99	遺漏值	120	0.2%
Warning: these figures indicate the number of cases found in the data file. They cannot be interpreted as summary statistics of the population of interest.			
# d7_12: D7.請問您最希望從事哪些項目的工作內容?(包括自行創業;可複選, 最多三項): 教育學術(跳答D9)			
Information	[Type= discrete] [Format=numeric] [Range= 0-99] [Missing=*]		
Statistics [NW/ W]	[Valid=51928 /-] [Invalid=0 /-]		
Value	Label	Cases	Percentage
0	沒選	816	1.6%
1	有選	24	0.0%
2		10	0.0%
98	跳答	50958	98.1%
99	遺漏值	120	0.2%
Warning: these figures indicate the number of cases found in the data file. They cannot be interpreted as summary statistics of the population of interest.			
# d7_13: D7.請問您最希望從事哪些項目的工作內容?(包括自行創業;可複選, 最多三項): 保全警衛(跳答D9)			
Information	[Type= discrete] [Format=numeric] [Range= 0-99] [Missing=*]		
Statistics [NW/ W]	[Valid=51928 /-] [Invalid=0 /-]		
Value	Label	Cases	Percentage
0	沒選	786	1.5%
1	有選	48	0.1%
2		10	0.0%
11		6	0.0%
98	跳答	50958	98.1%
99	遺漏值	120	0.2%
Warning: these figures indicate the number of cases found in the data file. They cannot be interpreted as summary statistics of the population of interest.			
# d7_14: D7.請問您最希望從事哪些項目的工作內容?(包括自行創業;可複選, 最多三項): 人事法務(跳答D9)			
Information	[Type= discrete] [Format=numeric] [Range= 0-99] [Missing=*]		
Statistics [NW/ W]	[Valid=51928 /-] [Invalid=0 /-]		
Value	Label	Cases	Percentage
0	沒選	817	1.6%

# d7\_14: D7.請問您最希望從事哪些項目的工作內容?(包括自行創業;可複選, 最多三項): 人事法務(跳答D9)

Value	Label	Cases	Percentage
1	有選	22	0.0%
2		10	0.0%
98	跳答	50959	98.1%
99	遺漏值	120	0.2%

Warning: these figures indicate the number of cases found in the data file. They cannot be interpreted as summary statistics of the population of interest.

# d7\_15: D7.請問您最希望從事哪些項目的工作內容?(包括自行創業;可複選, 最多三項): 電腦硬體(跳答D9)

Information	[Type= discrete] [Format=numeric] [Range= 0-99] [Missing=*]
Statistics [NW/ W]	[Valid=51928 /-] [Invalid=0 /-]

Value	Label	Cases	Percentage
0	沒選	824	1.6%
1	有選	15	0.0%
2		10	0.0%
98	跳答	50959	98.1%
99	遺漏值	120	0.2%

Warning: these figures indicate the number of cases found in the data file. They cannot be interpreted as summary statistics of the population of interest.

# d7\_16: D7.請問您最希望從事哪些項目的工作內容?(包括自行創業;可複選, 最多三項): 交通及物流服務(跳答D9)

Information	[Type= discrete] [Format=numeric] [Range= 0-99] [Missing=*]
Statistics [NW/ W]	[Valid=51928 /-] [Invalid=0 /-]

Value	Label	Cases	Percentage
0	沒選	787	1.5%
1	有選	53	0.1%
2		10	0.0%
98	跳答	50958	98.1%
99	遺漏值	120	0.2%

Warning: these figures indicate the number of cases found in the data file. They cannot be interpreted as summary statistics of the population of interest.

# d7_17: D7.請問您最希望從事哪些項目的工作內容?(包括自行創業;可複選, 最多三項): 家事服務(跳答D9)			
Information	[Type= discrete] [Format=numeric] [Range= 0-99] [Missing=*]		
Statistics [NW/ W]	[Valid=51928 /-] [Invalid=0 /-]		
Value	Label	Cases	Percentage
0	沒選	761	1.5%
1	有選	78	0.2%
2		10	0.0%
98	跳答	50959	98.1%
99	遺漏值	120	0.2%
Warning: these figures indicate the number of cases found in the data file. They cannot be interpreted as summary statistics of the population of interest.			
# d7_18: D7.請問您最希望從事哪些項目的工作內容?(包括自行創業;可複選, 最多三項): 財會金融(跳答D9)			
Information	[Type= discrete] [Format=numeric] [Range= 0-99] [Missing=*]		
Statistics [NW/ W]	[Valid=51928 /-] [Invalid=0 /-]		
Value	Label	Cases	Percentage
0	沒選	808	1.6%
1	有選	31	0.1%
2		10	0.0%
98	跳答	50959	98.1%
99	遺漏值	120	0.2%
Warning: these figures indicate the number of cases found in the data file. They cannot be interpreted as summary statistics of the population of interest.			
# d7_19: D7.請問您最希望從事哪些項目的工作內容?(包括自行創業;可複選, 最多三項): 資訊軟體(跳答D9)			
Information	[Type= discrete] [Format=numeric] [Range= 0-99] [Missing=*]		
Statistics [NW/ W]	[Valid=51928 /-] [Invalid=0 /-]		
Value	Label	Cases	Percentage
0	沒選	817	1.6%
1	有選	22	0.0%
2		10	0.0%
98	跳答	50959	98.1%
99	遺漏值	120	0.2%
Warning: these figures indicate the number of cases found in the data file. They cannot be interpreted as summary statistics of the population of interest.			
# d7_20: D7.請問您最希望從事哪些項目的工作內容?(包括自行創業;可複選, 最多三項): 傳播媒體(跳答D9)			
Information	[Type= discrete] [Format=numeric] [Range= 0-99] [Missing=*]		
Statistics [NW/ W]	[Valid=51928 /-] [Invalid=0 /-]		
Value	Label	Cases	Percentage
0	沒選	825	1.6%
1	有選	15	0.0%
2		10	0.0%
98	跳答	50958	98.1%
99	遺漏值	120	0.2%
Warning: these figures indicate the number of cases found in the data file. They cannot be interpreted as summary statistics of the population of interest.			
# d7_21: D7.請問您最希望從事哪些項目的工作內容?(包括自行創業;可複選, 最多三項): 其他(跳答D9)			
Information	[Type= discrete] [Format=numeric] [Range= 0-99] [Missing=*]		
Statistics [NW/ W]	[Valid=51928 /-] [Invalid=0 /-]		

# d7\_21: D7.請問您最希望從事哪些項目的工作內容?(包括自行創業;可複選, 最多三項): 其他(跳答D9)

Value	Label	Cases	Percentage
0	沒選	716	1.4%
1	有選	112	0.2%
2		18	0.0%
98	跳答	50961	98.1%
99	遺漏值	121	0.2%

Warning: these figures indicate the number of cases found in the data file. They cannot be interpreted as summary statistics of the population of interest.

# d8: D8.請問您這次沒工作時, 有沒有去找工作?

Information	[Type= discrete] [Format=numeric] [Range= 0-99] [Missing=*]
Statistics [NW/ W]	[Valid=51924 /-] [Invalid=4 /-]

Value	Label	Cases	Percentage
0		96	0.2%
1	有	219	0.4%
2	沒有	285	0.5%
98	跳答	51193	98.6%
99	遺漏值	131	0.3%
Sysmiss		4	

Warning: these figures indicate the number of cases found in the data file. They cannot be interpreted as summary statistics of the population of interest.

# d8\_1\_1: D8-1.請問您沒有找工作的原因?(可複選): 就業資訊不足

Information	[Type= discrete] [Format=numeric] [Range= 0-99] [Missing=*]
Statistics [NW/ W]	[Valid=51924 /-] [Invalid=4 /-]

Value	Label	Cases	Percentage
0	沒選	189	0.4%
1	有選	122	0.2%
2		54	0.1%
98	跳答	51403	99.0%
99	遺漏值	156	0.3%
Sysmiss		4	

Warning: these figures indicate the number of cases found in the data file. They cannot be interpreted as summary statistics of the population of interest.

# d8\_1\_2: D8-1.請問您沒有找工作的原因?(可複選): 缺乏找工作的經費

Information	[Type= discrete] [Format=numeric] [Range= 0-99] [Missing=*]
Statistics [NW/ W]	[Valid=51924 /-] [Invalid=4 /-]

Value	Label	Cases	Percentage
0	沒選	292	0.6%
1	有選	30	0.1%
2		10	0.0%
98	跳答	51436	99.1%
99	遺漏值	156	0.3%
Sysmiss		4	

Warning: these figures indicate the number of cases found in the data file. They cannot be interpreted as summary statistics of the population of interest.

# d8\_1\_3: D8-1.請問您沒有找工作的原因?(可複選): 必須照顧家人

Information	[Type= discrete] [Format=numeric] [Range= 0-99] [Missing=*]
Statistics [NW/ W]	[Valid=51924 /-] [Invalid=4 /-]

# d8_1_3: D8-1.請問您沒有找工作的原因?(可複選)：必須照顧家人			
Value	Label	Cases	Percentage
0	沒選	231	0.4%
1	有選	97	0.2%
2		10	0.0%
98	跳答	51430	99.0%
99	遺漏值	156	0.3%
Sysmiss		4	
Warning: these figures indicate the number of cases found in the data file. They cannot be interpreted as summary statistics of the population of interest.			
# d8_1_4: D8-1.請問您沒有找工作的原因?(可複選)：健康不佳			
Information	[Type= discrete] [Format=numeric] [Range= 0-99] [Missing=*]		
Statistics [NW/ W]	[Valid=51924 /-] [Invalid=4 /-]		
Value	Label	Cases	Percentage
0	沒選	274	0.5%
1	有選	51	0.1%
2		10	0.0%
98	跳答	51433	99.1%
99	遺漏值	156	0.3%
Sysmiss		4	
Warning: these figures indicate the number of cases found in the data file. They cannot be interpreted as summary statistics of the population of interest.			
# d8_1_5: D8-1.請問您沒有找工作的原因?(可複選)：協助家裡工作			
Information	[Type= discrete] [Format=numeric] [Range= 0-99] [Missing=*]		
Statistics [NW/ W]	[Valid=51924 /-] [Invalid=4 /-]		
Value	Label	Cases	Percentage
0	沒選	279	0.5%
1	有選	42	0.1%
2		10	0.0%
98	跳答	51437	99.1%
99	遺漏值	156	0.3%
Sysmiss		4	
Warning: these figures indicate the number of cases found in the data file. They cannot be interpreted as summary statistics of the population of interest.			
# d8_1_6: D8-1.請問您沒有找工作的原因?(可複選)：協助家園復建			
Information	[Type= discrete] [Format=numeric] [Range= 0-99] [Missing=*]		
Statistics [NW/ W]	[Valid=51924 /-] [Invalid=4 /-]		
Value	Label	Cases	Percentage
0	沒選	298	0.6%
1	有選	21	0.0%
2		10	0.0%
6		1	0.0%
98	跳答	51438	99.1%
99	遺漏值	156	0.3%
Sysmiss		4	
Warning: these figures indicate the number of cases found in the data file. They cannot be interpreted as summary statistics of the population of interest.			



# d8_1_7: D8-1.請問您沒有找工作的原因?(可複選)：準備升學			
Information	[Type= discrete] [Format=numeric] [Range= 0-99] [Missing=*]		
Statistics [NW/ W]	[Valid=51924 /-] [Invalid=4 /-]		
Value	Label	Cases	Percentage
0	沒選	313	0.6%
1	有選	8	0.0%
2		10	0.0%
98	跳答	51437	99.1%
99	遺漏值	156	0.3%
Sysmiss		4	
Warning: these figures indicate the number of cases found in the data file. They cannot be interpreted as summary statistics of the population of interest.			
# d8_1_8: D8-1.請問您沒有找工作的原因?(可複選)：其他			
Information	[Type= discrete] [Format=numeric] [Range= 0-99] [Missing=*]		
Statistics [NW/ W]	[Valid=51924 /-] [Invalid=4 /-]		
Value	Label	Cases	Percentage
0	沒選	276	0.5%
1	有選	75	0.1%
2		10	0.0%
98	跳答	51408	99.0%
99	遺漏值	155	0.3%
Sysmiss		4	
Warning: these figures indicate the number of cases found in the data file. They cannot be interpreted as summary statistics of the population of interest.			
# d9_1: D9.在沒有工作期間， 您主要經濟來源為何?(可複選)：積蓄			
Information	[Type= discrete] [Format=numeric] [Range= 0-99] [Missing=*]		
Statistics [NW/ W]	[Valid=51928 /-] [Invalid=0 /-]		
Value	Label	Cases	Percentage
0	沒選	744	1.4%
1	有選	362	0.7%
2		10	0.0%
3		2	0.0%
98	跳答	50676	97.6%
99	遺漏值	134	0.3%
Warning: these figures indicate the number of cases found in the data file. They cannot be interpreted as summary statistics of the population of interest.			
# d9_2: D9.在沒有工作期間， 您主要經濟來源為何?(可複選)：家庭協助			
Information	[Type= discrete] [Format=numeric] [Range= 0-99] [Missing=*]		
Statistics [NW/ W]	[Valid=51928 /-] [Invalid=0 /-]		
Value	Label	Cases	Percentage
0	沒選	520	1.0%
1	有選	707	1.4%
2		11	0.0%
98	跳答	50557	97.4%
99	遺漏值	133	0.3%
Warning: these figures indicate the number of cases found in the data file. They cannot be interpreted as summary statistics of the population of interest.			

# d9_3: D9.在沒有工作期間， 您主要經濟來源為何?(可複選)：親友協助			
Information	[Type= discrete] [Format=numeric] [Range= 0-99] [Missing=*]		
Statistics [NW/ W]	[Valid=51928 /-] [Invalid=0 /-]		
Value	Label	Cases	Percentage
0	沒選	922	1.8%
1	有選	308	0.6%
2		10	0.0%
98	跳答	50555	97.4%
99	遺漏值	133	0.3%
Warning: these figures indicate the number of cases found in the data file. They cannot be interpreted as summary statistics of the population of interest.			
# d9_4: D9.在沒有工作期間， 您主要經濟來源為何?(可複選)：社區或部落協助			
Information	[Type= discrete] [Format=numeric] [Range= 0-99] [Missing=*]		
Statistics [NW/ W]	[Valid=51928 /-] [Invalid=0 /-]		
Value	Label	Cases	Percentage
0	沒選	1171	2.3%
1	有選	43	0.1%
2		10	0.0%
98	跳答	50571	97.4%
99	遺漏值	133	0.3%
Warning: these figures indicate the number of cases found in the data file. They cannot be interpreted as summary statistics of the population of interest.			
# d9_5: D9.在沒有工作期間， 您主要經濟來源為何?(可複選)：借貸			
Information	[Type= discrete] [Format=numeric] [Range= 0-99] [Missing=*]		
Statistics [NW/ W]	[Valid=51928 /-] [Invalid=0 /-]		
Value	Label	Cases	Percentage
0	沒選	1196	2.3%
1	有選	16	0.0%
2		10	0.0%
98	跳答	50573	97.4%
99	遺漏值	133	0.3%
Warning: these figures indicate the number of cases found in the data file. They cannot be interpreted as summary statistics of the population of interest.			
# d9_6: D9.在沒有工作期間， 您主要經濟來源為何?(可複選)：失業給付			
Information	[Type= discrete] [Format=numeric] [Range= 0-99] [Missing=*]		
Statistics [NW/ W]	[Valid=51928 /-] [Invalid=0 /-]		
Value	Label	Cases	Percentage
0	沒選	1188	2.3%
1	有選	24	0.0%
2		10	0.0%
98	跳答	50573	97.4%
99	遺漏值	133	0.3%
Warning: these figures indicate the number of cases found in the data file. They cannot be interpreted as summary statistics of the population of interest.			
# d9_7: D9.在沒有工作期間， 您主要經濟來源為何?(可複選)：政府救助			
Information	[Type= discrete] [Format=numeric] [Range= 0-99] [Missing=*]		
Statistics [NW/ W]	[Valid=51928 /-] [Invalid=0 /-]		

# d9_7: D9.在沒有工作期間， 您主要經濟來源為何?(可複選)：政府救助			
Value	Label	Cases	Percentage
0	沒選	1163	2.2%
1	有選	49	0.1%
2		10	0.0%
98	跳答	50573	97.4%
99	遺漏值	133	0.3%
Warning: these figures indicate the number of cases found in the data file. They cannot be interpreted as summary statistics of the population of interest.			
# d9_8: D9.在沒有工作期間， 您主要經濟來源為何?(可複選)：民間救助			
Information	[Type= discrete] [Format=numeric] [Range= 0-99] [Missing=*]		
Statistics [NW/ W]	[Valid=51928 /-] [Invalid=0 /-]		
Value	Label	Cases	Percentage
0	沒選	1202	2.3%
1	有選	10	0.0%
2		10	0.0%
98	跳答	50573	97.4%
99	遺漏值	133	0.3%
Warning: these figures indicate the number of cases found in the data file. They cannot be interpreted as summary statistics of the population of interest.			
# d9_9: D9.在沒有工作期間， 您主要經濟來源為何?(可複選)：中低收入戶老人生活津貼			
Information	[Type= discrete] [Format=numeric] [Range= 0-99] [Missing=*]		
Statistics [NW/ W]	[Valid=51928 /-] [Invalid=0 /-]		
Value	Label	Cases	Percentage
0	沒選	1144	2.2%
1	有選	66	0.1%
2		10	0.0%
11		2	0.0%
98	跳答	50573	97.4%
99	遺漏值	133	0.3%
Warning: these figures indicate the number of cases found in the data file. They cannot be interpreted as summary statistics of the population of interest.			
# d9_10: D9.在沒有工作期間， 您主要經濟來源為何?(可複選)：職業訓練生活津貼			
Information	[Type= discrete] [Format=numeric] [Range= 0-99] [Missing=*]		
Statistics [NW/ W]	[Valid=51928 /-] [Invalid=0 /-]		
Value	Label	Cases	Percentage
0	沒選	1191	2.3%
1	有選	21	0.0%
2		10	0.0%
98	跳答	50573	97.4%
99	遺漏值	133	0.3%
Warning: these figures indicate the number of cases found in the data file. They cannot be interpreted as summary statistics of the population of interest.			
# d9_11: D9.在沒有工作期間， 您主要經濟來源為何?(可複選)：其他			
Information	[Type= discrete] [Format=numeric] [Range= 0-200000] [Missing=*]		
Statistics [NW/ W]	[Valid=51927 /-] [Invalid=1 /-]		
Value	Label	Cases	Percentage
0	沒選	1171	2.3%

# d9\_11: D9.在沒有工作期間，您主要經濟來源為何?(可複選)：其他

Value	Label	Cases	Percentage
1	有選	79	0.2%
2		9	0.0%
96		2	0.0%
98	跳答	49313	95.0%
99	遺漏值	139	0.3%
1000		1	0.0%
1800		1	0.0%
3000		8	0.0%
3500		3	0.0%
4000		5	0.0%
4500		1	0.0%
4700		1	0.0%
5000		22	0.0%
5500		1	0.0%
6000		18	0.0%
6070		1	0.0%
6500		2	0.0%
7000		4	0.0%
8000		8	0.0%
9000		3	0.0%
10000		36	0.1%
10400		1	0.0%
11000		4	0.0%
12000		10	0.0%
13000		4	0.0%
14000		1	0.0%
15000		31	0.1%
16000		1	0.0%
18000		22	0.0%
18600		1	0.0%
19000		4	0.0%
19800		1	0.0%
20000		131	0.3%
20008		2	0.0%
20800		3	0.0%
21000		18	0.0%
21500		1	0.0%
22000		32	0.1%
23000		15	0.0%
23200		1	0.0%
24000		16	0.0%
25000		75	0.1%
26000		6	0.0%
26480		1	0.0%
27000		3	0.0%

# d9\_11: D9.在沒有工作期間，您主要經濟來源為何?(可複選)：其他

Value	Label	Cases	Percentage
28000		27	0.1%
28500		1	0.0%
29000		5	0.0%
29900		1	0.0%
30000		223	0.4%
31000		2	0.0%
32000		22	0.0%
33000		22	0.0%
34000		6	0.0%
35000		98	0.2%
36000		22	0.0%
37000		3	0.0%
38000		18	0.0%
40000		104	0.2%
40600		1	0.0%
41000		4	0.0%
42000		11	0.0%
43000		1	0.0%
43500		1	0.0%
45000		23	0.0%
46000		3	0.0%
47000		2	0.0%
48000		2	0.0%
50000		53	0.1%
53000		3	0.0%
55000		4	0.0%
58000		1	0.0%
60000		23	0.0%
65000		3	0.0%
70000		15	0.0%
80000		7	0.0%
100000		3	0.0%
200000		1	0.0%
Sysmiss		1	

Warning: these figures indicate the number of cases found in the data file. They cannot be interpreted as summary statistics of the population of interest.

# e1: E1.請問您主要經濟來源工作的每月收入是多少?

Information		[Type= discrete] [Format=numeric] [Range= 0-4500000] [Missing=*]	
Statistics [NW/ W]		[Valid=50598 /-] [Invalid=1330 /-]	
Value	Label	Cases	Percentage
0	沒有主要工作	21442	<div></div> 42.4%
1		16	0.0%
2		3	0.0%
96	拒答/無意見	127	0.3%
98	跳答	5692	<div></div> 11.2%

# e1: E1.請問您主要經濟來源工作的每月收入是多少？

Value	Label	Cases	Percentage
99	遺漏值	571	1.1%
100		7	0.0%
300		2	0.0%
500		5	0.0%
600		4	0.0%
800		2	0.0%
1000		19	0.0%
1100		3	0.0%
1200		8	0.0%
1500		9	0.0%
1800		6	0.0%
2000		61	0.1%
2008		8	0.0%
2100		5	0.0%
2200		1	0.0%
2400		2	0.0%
2500		11	0.0%
2600		2	0.0%
3000		147	0.3%
3360		5	0.0%
3400		4	0.0%
3500		107	0.2%
3600		2	0.0%
3800		2	0.0%
4000		74	0.1%
4159		6	0.0%
4500		15	0.0%
4700		9	0.0%
4800		5	0.0%
5000		315	0.6%
5500		6	0.0%
5600		2	0.0%
5800		2	0.0%
6000		254	0.5%
6050		1	0.0%
6070		13	0.0%
6200		3	0.0%
6500		15	0.0%
6600		4	0.0%
7000		167	0.3%
7256		2	0.0%
7500		17	0.0%
7678		3	0.0%
7680		1	0.0%
8000		189	0.4%

# e1: E1.請問您主要經濟來源工作的每月收入是多少？

Value	Label	Cases	Percentage
8300		3	0.0%
8400		1	0.0%
8500		10	0.0%
9000		58	0.1%
9600		3	0.0%
9700		3	0.0%
9800		6	0.0%
10000		925	1.8%
10400		4	0.0%
11000		42	0.1%
12000		256	0.5%
13000		97	0.2%
13200		4	0.0%
14000		38	0.1%
14375		1	0.0%
14400		4	0.0%
14500		2	0.0%
15000		712	1.4%
15100		1	0.0%
15400		4	0.0%
15500		2	0.0%
15600		3	0.0%
15840		1	0.0%
16000		112	0.2%
16360		2	0.0%
16500		5	0.0%
16800		4	0.0%
17000		63	0.1%
17500		6	0.0%
18000		535	1.1%
18220		2	0.0%
18500		10	0.0%
18600		6	0.0%
18900		4	0.0%
19000		102	0.2%
19200		2	0.0%
19280		5	0.0%
19336		6	0.0%
19600		1	0.0%
19800		5	0.0%
20000		2476	4.9%
20006		1	0.0%
20008		83	0.2%
20018		3	0.0%
20050		2	0.0%

# e1: E1.請問您主要經濟來源工作的每月收入是多少？

Value	Label	Cases	Percentage
20080		5	0.0%
20100		9	0.0%
20300		2	0.0%
20500		5	0.0%
20600		1	0.0%
20800		39	0.1%
21000		416	0.8%
21250		2	0.0%
21500		6	0.0%
21600		2	0.0%
22000		826	1.6%
22300		2	0.0%
22500		6	0.0%
22800		1	0.0%
23000		428	0.8%
23200		2	0.0%
23500		9	0.0%
24000		378	0.7%
24005		5	0.0%
24100		1	0.0%
24200		2	0.0%
24500		1	0.0%
24600		1	0.0%
25000		2092	4.1%
25100		5	0.0%
25500		2	0.0%
26000		278	0.5%
26005		4	0.0%
26300		4	0.0%
26400		2	0.0%
26480		2	0.0%
26500		2	0.0%
26800		1	0.0%
27000		150	0.3%
27500		1	0.0%
28000		741	1.5%
28500		2	0.0%
28600		6	0.0%
28700		1	0.0%
29000		67	0.1%
29900		4	0.0%
30000		3142	6.2%
30500		1	0.0%
30800		1	0.0%
31000		87	0.2%



# e1: E1.請問您主要經濟來源工作的每月收入是多少？

Value	Label	Cases	Percentage
31500		2	0.0%
32000		423	0.8%
32500		4	0.0%
33000		175	0.3%
33514		2	0.0%
34000		74	0.1%
35000		1324	2.6%
35100		5	0.0%
36000		232	0.5%
36500		1	0.0%
37000		45	0.1%
37500		1	0.0%
38000		232	0.5%
38500		1	0.0%
39000		12	0.0%
40000		1501	3.0%
40600		4	0.0%
40800		1	0.0%
41000		29	0.1%
42000		120	0.2%
43000		44	0.1%
43500		2	0.0%
44000		1	0.0%
45000		536	1.1%
45500		5	0.0%
46000		30	0.1%
47000		10	0.0%
47500		3	0.0%
48000		58	0.1%
49000		2	0.0%
50000		885	1.7%
52000		17	0.0%
52530		2	0.0%
53000		19	0.0%
53500		1	0.0%
54000		7	0.0%
55000		102	0.2%
56000		12	0.0%
57000		4	0.0%
58000		5	0.0%
59000		8	0.0%
60000		401	0.8%
61000		1	0.0%
62000		3	0.0%
63000		5	0.0%

# e1: E1.請問您主要經濟來源工作的每月收入是多少？

Value	Label	Cases	Percentage
64000		1	0.0%
65000		52	0.1%
67500		2	0.0%
68000		1	0.0%
70000		157	0.3%
73000		5	0.0%
75000		10	0.0%
75600		1	0.0%
76000		7	0.0%
78000		2	0.0%
80000		130	0.3%
82000		4	0.0%
85000		4	0.0%
86000		3	0.0%
90000		14	0.0%
95000		3	0.0%
100000		48	0.1%
110000		1	0.0%
120000		1	0.0%
130000		5	0.0%
150000		19	0.0%
170000		2	0.0%
200000		19	0.0%
250000		12	0.0%
280000		1	0.0%
300000		4	0.0%
800000		2	0.0%
4500000		2	0.0%
Sysmiss		1330	

Warning: these figures indicate the number of cases found in the data file. They cannot be interpreted as summary statistics of the population of interest.

# e2: E2.請問您主要經濟來源工作外的每月其他收入是多少？

Information		[Type= discrete] [Format=numeric] [Range= -2-600000] [Missing=*]		
Statistics [NW/ W]		[Valid=51927 /-] [Invalid=1 /-]		
Value	Label	Cases	Percentage	
-2		3	0.0%	
0		33776	<div></div> 65.0%	
1		3162	<div></div> 6.1%	
2		1379	<div></div> 2.7%	
3		1172	<div></div> 2.3%	
4		728	<div></div> 1.4%	
5		298	<div></div> 0.6%	
6		117	<div></div> 0.2%	
7		74	<div></div> 0.1%	
8		48	<div></div> 0.1%	

# e2: E2.請問您主要經濟來源工作外的每月其他收入是多少？

Value	Label	Cases	Percentage
30		2	0.0%
35		5	0.0%
50		1	0.0%
96	拒答/無意見	59	0.1%
98	跳答	132	0.3%
99	遺漏值	467	0.9%
220		2	0.0%
300		8	0.0%
350		4	0.0%
400		3	0.0%
500		2	0.0%
700		1	0.0%
1000		33	0.1%
1100		6	0.0%
1200		2	0.0%
1250		3	0.0%
1300		4	0.0%
1400		1	0.0%
1500		19	0.0%
1600		3	0.0%
1666		4	0.0%
1700		15	0.0%
1800		3	0.0%
1900		31	0.1%
1969		5	0.0%
2000		119	0.2%
2100		15	0.0%
2200		7	0.0%
2300		11	0.0%
2400		4	0.0%
2500		160	0.3%
2600		29	0.1%
2695		5	0.0%
2700		2	0.0%
2800		1	0.0%
3000		501	1.0%
3100		2	0.0%
3160		6	0.0%
3200		3	0.0%
3268		2	0.0%
3300		2	0.0%
3400		1	0.0%
3500		3842	7.4%
3518		1	0.0%
3600		190	0.4%

# e2: E2.請問您主要經濟來源工作外的每月其他收入是多少？

Value	Label	Cases	Percentage
3612		3	0.0%
3620		7	0.0%
3625		16	0.0%
3628		400	0.8%
3640		15	0.0%
3650		2	0.0%
3700		33	0.1%
3750		1	0.0%
3760		6	0.0%
3800		39	0.1%
3900		11	0.0%
3931		3	0.0%
3997		4	0.0%
4000		251	0.5%
4100		19	0.0%
4122		1	0.0%
4200		21	0.0%
4250		3	0.0%
4300		24	0.0%
4350		1	0.0%
4500		72	0.1%
4600		5	0.0%
4700		314	0.6%
4800		34	0.1%
4808		3	0.0%
4870		1	0.0%
4872		1	0.0%
4892		1	0.0%
4899		1	0.0%
4900		4	0.0%
5000		247	0.5%
5200		7	0.0%
5400		2	0.0%
5500		10	0.0%
5600		3	0.0%
5800		2	0.0%
5900		37	0.1%
6000		111	0.2%
6100		2	0.0%
6115		16	0.0%
6500		18	0.0%
6700		3	0.0%
6800		1	0.0%
6900		1	0.0%
7000		1246	2.4%

# e2: E2.請問您主要經濟來源工作外的每月其他收入是多少？

Value	Label	Cases	Percentage
7200		137	0.3%
7250		13	0.0%
7256		170	0.3%
7260		1	0.0%
7265		131	0.3%
7268		20	0.0%
7300		4	0.0%
7400		6	0.0%
7500		74	0.1%
7625		60	0.1%
7666		2	0.0%
7800		12	0.0%
8000		105	0.2%
8200		11	0.0%
8300		8	0.0%
8400		1	0.0%
8499		4	0.0%
8500		10	0.0%
8600		1	0.0%
8700		12	0.0%
9000		24	0.0%
9500		2	0.0%
10000		357	0.7%
10400		9	0.0%
10500		7	0.0%
10800		2	0.0%
11000		36	0.1%
11500		3	0.0%
11559		1	0.0%
12000		100	0.2%
12400		2	0.0%
12500		11	0.0%
13000		35	0.1%
13020		5	0.0%
13500		25	0.0%
13600		2	0.0%
14000		53	0.1%
14400		2	0.0%
14700		2	0.0%
15000		147	0.3%
16000		16	0.0%
16500		1	0.0%
16583		1	0.0%
16660		1	0.0%
16666		1	0.0%

# e2: E2.請問您主要經濟來源工作外的每月其他收入是多少？

Value	Label	Cases	Percentage
16700		3	0.0%
17000		13	0.0%
17400		7	0.0%
17500		1	0.0%
17700		1	0.0%
18000		33	0.1%
19000		8	0.0%
20000		166	0.3%
20500		2	0.0%
21000		24	0.0%
21500		4	0.0%
22000		11	0.0%
22900		1	0.0%
23000		6	0.0%
24000		6	0.0%
25000		45	0.1%
26000		6	0.0%
26800		1	0.0%
27000		7	0.0%
28000		6	0.0%
29000		7	0.0%
30000		105	0.2%
32000		7	0.0%
33000		1	0.0%
35000		42	0.1%
36000		3	0.0%
37000		1	0.0%
38000		8	0.0%
38500		2	0.0%
39000		6	0.0%
40000		62	0.1%
43000		3	0.0%
45000		15	0.0%
47000		7	0.0%
50000		70	0.1%
51000		2	0.0%
52000		3	0.0%
53000		4	0.0%
55000		1	0.0%
56000		2	0.0%
57000		4	0.0%
60000		59	0.1%
61000		1	0.0%
65000		1	0.0%
70000		40	0.1%

# e2: E2.請問您主要經濟來源工作外的每月其他收入是多少？

Value	Label	Cases	Percentage
80000		3	0.0%
100000		3	0.0%
130000		5	0.0%
177700		3	0.0%
600000		2	0.0%
Sysmiss		1	

Warning: these figures indicate the number of cases found in the data file. They cannot be interpreted as summary statistics of the population of interest.

# e3: E3.請問您是否曾經離開職場一段時間，再度恢復工作？

Information	[Type= discrete] [Format=numeric] [Range= 0-177700] [Missing=*]
Statistics [NW/ W]	[Valid=51926 /-] [Invalid=2 /-]

Value	Label	Cases	Percentage
0		4465	8.6%
1	是	7626	14.7%
2	否(續答E4)	36149	69.6%
3		123	0.2%
4		8	0.0%
5		16	0.0%
6		3	0.0%
7		2	0.0%
8		2	0.0%
10		9	0.0%
11		1	0.0%
14		4	0.0%
16		1	0.0%
20		1	0.0%
21		3	0.0%
26		1	0.0%
35		2	0.0%
98	跳答	1298	2.5%
99	遺漏值	886	1.7%
350		1	0.0%
400		3	0.0%
1000		3	0.0%
1100		3	0.0%
1300		1	0.0%
1500		3	0.0%
1700		2	0.0%
1900		11	0.0%
1969		1	0.0%
2000		10	0.0%
2200		3	0.0%
2500		17	0.0%
3000		62	0.1%
3500		484	0.9%

# e3: E3.請問您是否曾經離開職場一段時間，再度恢復工作？

Value	Label	Cases	Percentage
3600		29	0.1%
3620		2	0.0%
3628		35	0.1%
3640		1	0.0%
3700		4	0.0%
3800		3	0.0%
4000		46	0.1%
4100		5	0.0%
4500		13	0.0%
4600		1	0.0%
4700		43	0.1%
4800		4	0.0%
4808		1	0.0%
4900		1	0.0%
5000		25	0.0%
5500		1	0.0%
5600		1	0.0%
5900		9	0.0%
6000		22	0.0%
6500		3	0.0%
6700		1	0.0%
7000		138	0.3%
7200		21	0.0%
7256		4	0.0%
7265		25	0.0%
7268		6	0.0%
7400		1	0.0%
7500		13	0.0%
7625		6	0.0%
7800		1	0.0%
8000		16	0.0%
8400		1	0.0%
8700		1	0.0%
9000		5	0.0%
10000		57	0.1%
10400		1	0.0%
11000		5	0.0%
12000		16	0.0%
12500		5	0.0%
13000		1	0.0%
13020		2	0.0%
13500		3	0.0%
14000		6	0.0%
15000		18	0.0%
16000		2	0.0%



# e3: E3.請問您是否曾經離開職場一段時間，再度恢復工作？

Value	Label	Cases	Percentage
16700		2	0.0%
17000		3	0.0%
17400		2	0.0%
17700		1	0.0%
18000		6	0.0%
19000		2	0.0%
20000		17	0.0%
20500		2	0.0%
21000		3	0.0%
21500		1	0.0%
25000		7	0.0%
26000		1	0.0%
30000		22	0.0%
35000		6	0.0%
36000		1	0.0%
38000		2	0.0%
38500		4	0.0%
40000		1	0.0%
45000		1	0.0%
50000		13	0.0%
57000		2	0.0%
60000		10	0.0%
70000		7	0.0%
177700		2	0.0%
Sysmiss		2	

Warning: these figures indicate the number of cases found in the data file. They cannot be interpreted as summary statistics of the population of interest.

# e3\_1\_1: E3-1.請問您離開職場至再度恢復工作這一段時間有多久？\_\_年

Information	[Type= discrete] [Format=numeric] [Range= 0-7000] [Missing=*]		
Statistics [NW/ W]	[Valid=51927 /-] [Invalid=1 /-]		
Value	Label	Cases	Percentage
0		2277	4.4%
1		2573	5.0%
2		5646	10.9%
3		811	1.6%
4		241	0.5%
5		434	0.8%
6		189	0.4%
7		126	0.2%
8		107	0.2%
9		31	0.1%
10		457	0.9%
11		25	0.0%
12		35	0.1%
13		7	0.0%

# e3\_1\_1: E3-1.請問您離開職場至再度恢復工作這一段時間有多久?\_\_年

Value	Label	Cases	Percentage
14		12	0.0%
15		82	0.2%
16		9	0.0%
17		6	0.0%
18		17	0.0%
19		6	0.0%
20		66	0.1%
21		5	0.0%
23		2	0.0%
25		16	0.0%
26		2	0.0%
28		1	0.0%
30		5	0.0%
35		6	0.0%
40		7	0.0%
98	跳答	37726	<div></div> 72.7%
99	遺漏值	999	<div></div> 1.9%
7000		1	0.0%
Sysmiss		1	

Warning: these figures indicate the number of cases found in the data file. They cannot be interpreted as summary statistics of the population of interest.

# e3\_1\_2: E3-1.請問您離開職場至再度恢復工作這一段時間有多久?\_\_月

Information	[Type= discrete] [Format=numeric] [Range= 0-99] [Missing=*]
Statistics [NW/ W]	[Valid=51927 /-] [Invalid=1 /-]

Value	Label	Cases	Percentage
0		4472	<div></div> 8.6%
1		785	<div></div> 1.5%
2		1941	<div></div> 3.7%
3		628	<div></div> 1.2%
4		147	<div></div> 0.3%
5		115	<div></div> 0.2%
6		1093	<div></div> 2.1%
7		83	<div></div> 0.2%
8		105	<div></div> 0.2%
9		28	<div></div> 0.1%
10		87	<div></div> 0.2%
11		11	<div></div> 0.0%
12		9	<div></div> 0.0%
14		2	<div></div> 0.0%
15		11	<div></div> 0.0%
18		9	<div></div> 0.0%
20		12	<div></div> 0.0%
21		2	<div></div> 0.0%
25		5	<div></div> 0.0%
28		1	<div></div> 0.0%

# e3_1_2: E3-1.請問您離開職場至再度恢復工作這一段時間有多久?__月			
Value	Label	Cases	Percentage
30		1	0.0%
35		1	0.0%
40		2	0.0%
87		2	0.0%
98	跳答	41232	79.4%
99	遺漏值	1143	2.2%
Sysmiss		1	
Warning: these figures indicate the number of cases found in the data file. They cannot be interpreted as summary statistics of the population of interest.			
# e4: E4.請問您曾經在工作場所遇到職業災害嗎?			
Information	[Type= discrete] [Format=numeric] [Range= 0-99] [Missing=*]		
Statistics [NW/ W]	[Valid=51928 /-] [Invalid=0 /-]		
Value	Label	Cases	Percentage
0		616	1.2%
1	有	2966	5.7%
2	沒有(跳答E5)	35697	68.7%
3	沒有工作過(跳答E10)	5767	11.1%
4		15	0.0%
5		5	0.0%
6		182	0.4%
7		4	0.0%
8		13	0.0%
9		1	0.0%
10		4	0.0%
18		1	0.0%
98	跳答	6188	11.9%
99	遺漏值	469	0.9%
Warning: these figures indicate the number of cases found in the data file. They cannot be interpreted as summary statistics of the population of interest.			
# e4_1_1: E4-1請問是誰提供的賠償?(可複選)：雇主			
Information	[Type= discrete] [Format=numeric] [Range= 0-99] [Missing=*]		
Statistics [NW/ W]	[Valid=51928 /-] [Invalid=0 /-]		
Value	Label	Cases	Percentage
0	沒選	2169	4.2%
1	有選	1187	2.3%
2		4627	8.9%
3		612	1.2%
5		1	0.0%
98	跳答	43005	82.8%
99	遺漏值	327	0.6%
Warning: these figures indicate the number of cases found in the data file. They cannot be interpreted as summary statistics of the population of interest.			
# e4_1_2: E4-1請問是誰提供的賠償?(可複選)：勞工保險			
Information	[Type= discrete] [Format=numeric] [Range= 0-99] [Missing=*]		
Statistics [NW/ W]	[Valid=51928 /-] [Invalid=0 /-]		

# e4_1_2: E4-1請問是誰提供的賠償?(可複選)：勞工保險			
Value	Label	Cases	Percentage
0	沒選	2343	<div><div></div></div> 4.5%
1	有選	990	<div><div></div></div> 1.9%
2		20	<div><div></div></div> 0.0%
3		1	<div><div></div></div> 0.0%
9		1	<div><div></div></div> 0.0%
98	跳答	48249	<div><div></div></div> 92.9%
99	遺漏值	324	<div><div></div></div> 0.6%
Warning: these figures indicate the number of cases found in the data file. They cannot be interpreted as summary statistics of the population of interest.			
# e4_1_3: E4-1請問是誰提供的賠償?(可複選)：公保、農漁保			
Information	[Type= discrete] [Format=numeric] [Range= 0-898] [Missing=*]		
Statistics [NW/ W]	[Valid=51928 /-] [Invalid=0 /-]		
Value	Label	Cases	Percentage
0	沒選	3107	<div><div></div></div> 6.0%
1	有選	213	<div><div></div></div> 0.4%
2		14	<div><div></div></div> 0.0%
98	跳答	48269	<div><div></div></div> 93.0%
99	遺漏值	324	<div><div></div></div> 0.6%
898		1	<div><div></div></div> 0.0%
Warning: these figures indicate the number of cases found in the data file. They cannot be interpreted as summary statistics of the population of interest.			
# e4_1_4: E4-1請問是誰提供的賠償?(可複選)：民間保險			
Information	[Type= discrete] [Format=numeric] [Range= 0-988] [Missing=*]		
Statistics [NW/ W]	[Valid=51928 /-] [Invalid=0 /-]		
Value	Label	Cases	Percentage
0	沒選	3110	<div><div></div></div> 6.0%
1	有選	210	<div><div></div></div> 0.4%
2		11	<div><div></div></div> 0.0%
9		2	<div><div></div></div> 0.0%
98	跳答	48266	<div><div></div></div> 92.9%
99	遺漏值	324	<div><div></div></div> 0.6%
988		5	<div><div></div></div> 0.0%
Warning: these figures indicate the number of cases found in the data file. They cannot be interpreted as summary statistics of the population of interest.			
# e4_1_5: E4-1請問是誰提供的賠償?(可複選)：沒有賠償			
Information	[Type= discrete] [Format=numeric] [Range= 0-898] [Missing=*]		
Statistics [NW/ W]	[Valid=51928 /-] [Invalid=0 /-]		
Value	Label	Cases	Percentage
0	沒選	2052	<div><div></div></div> 4.0%
1	有選	1274	<div><div></div></div> 2.5%
2		5	<div><div></div></div> 0.0%
5		5	<div><div></div></div> 0.0%
9		15	<div><div></div></div> 0.0%
98	跳答	48252	<div><div></div></div> 92.9%
99	遺漏值	324	<div><div></div></div> 0.6%
898		1	<div><div></div></div> 0.0%

# e4_1_5: E4-1請問是誰提供的賠償?(可複選)：沒有賠償			
Warning: these figures indicate the number of cases found in the data file. They cannot be interpreted as summary statistics of the population of interest.			
# e4_1_6: E4-1請問是誰提供的賠償?(可複選)：其他			
Information	[Type= discrete] [Format=numeric] [Range= 0-898] [Missing=*]		
Statistics [NW/ W]	[Valid=51928 /-] [Invalid=0 /-]		
Value	Label	Cases	Percentage
0	沒選	3045	5.9%
1	有選	277	0.5%
2		5	0.0%
9		16	0.0%
98	跳答	48251	92.9%
99	遺漏值	324	0.6%
898		10	0.0%
Warning: these figures indicate the number of cases found in the data file. They cannot be interpreted as summary statistics of the population of interest.			
# e4_1_7: E4-1請問是誰提供的賠償?(可複選)：不知道			
Information	[Type= discrete] [Format=numeric] [Range= 0-898] [Missing=*]		
Statistics [NW/ W]	[Valid=51928 /-] [Invalid=0 /-]		
Value	Label	Cases	Percentage
0	沒選	3157	6.1%
1	有選	112	0.2%
2		20	0.0%
3		11	0.0%
4		3	0.0%
5		2	0.0%
6		1	0.0%
9		6	0.0%
98	跳答	48262	92.9%
99	遺漏值	339	0.7%
898		15	0.0%
Warning: these figures indicate the number of cases found in the data file. They cannot be interpreted as summary statistics of the population of interest.			
# e4_2: E4-2.請問您的傷害或疾病，對您工作有何影響？			
Information	[Type= discrete] [Format=numeric] [Range= 0-898] [Missing=*]		
Statistics [NW/ W]	[Valid=51927 /-] [Invalid=1 /-]		
Value	Label	Cases	Percentage
0		399	0.8%
1	沒有任何影響/沒有任何疾病	1543	3.0%
2	會引起一些症狀，但可以工作	1263	2.4%
3	有時需放慢工作節奏或改變工作方式	420	0.8%
4	經常需放慢工作節奏或改變工作方式	178	0.3%
5	因為傷害或疾病，我覺得只能作兼職的工作	144	0.3%
6	自己覺得完全不能工作	205	0.4%
9		1	0.0%
25		1	0.0%
98	跳答	47079	90.7%
99	遺漏值	689	1.3%

# e4_2: E4-2.請問您的傷害或疾病，對您工作有何影響？			
Value	Label	Cases	Percentage
898		5	0.0%
Sysmiss		1	
Warning: these figures indicate the number of cases found in the data file. They cannot be interpreted as summary statistics of the population of interest.			
# e5: E5.請問您有沒有收過工作安全與職災預防宣導資料？			
Information	[Type= discrete] [Format=numeric] [Range= 0-898] [Missing=*]		
Statistics [NW/ W]	[Valid=51928 /-] [Invalid=0 /-]		
Value	Label	Cases	Percentage
0		10	0.0%
1	有	15488	29.8%
2	沒有	24696	47.6%
3		54	0.1%
4		18	0.0%
5		35	0.1%
6		18	0.0%
98	跳答	11287	21.7%
99	遺漏值	321	0.6%
898		1	0.0%
Warning: these figures indicate the number of cases found in the data file. They cannot be interpreted as summary statistics of the population of interest.			
# e6: E6.請問您有沒有接受過職業安全衛生(含職業災害預防)相關課程？			
Information	[Type= discrete] [Format=numeric] [Range= 0-99] [Missing=*]		
Statistics [NW/ W]	[Valid=51928 /-] [Invalid=0 /-]		
Value	Label	Cases	Percentage
0		435	0.8%
1	有	16981	32.7%
2	沒有(跳答E6-2)	26551	51.1%
3		1	0.0%
4		4	0.0%
7		4	0.0%
96	拒答/無意見	4	0.0%
98	跳答	7505	14.5%
99	遺漏值	443	0.9%
Warning: these figures indicate the number of cases found in the data file. They cannot be interpreted as summary statistics of the population of interest.			
# e6_1_1: E6-1.請問您接受職業安全衛生相關課程的辦理單位是?(可複選)：政府(跳答E7)			
Information	[Type= discrete] [Format=numeric] [Range= 0-99] [Missing=*]		
Statistics [NW/ W]	[Valid=51926 /-] [Invalid=2 /-]		
Value	Label	Cases	Percentage
0	沒選	11167	21.5%
1	有選	6192	11.9%
2		3304	6.4%
3		4	0.0%
4		9	0.0%
6		1	0.0%
7		2	0.0%

# e6_1_1: E6-1.請問您接受職業安全衛生相關課程的辦理單位是?(可複選)：政府(跳答E7)			
Value	Label	Cases	Percentage
9		7	0.0%
10		6	0.0%
96	拒答/無意見	6	0.0%
98	跳答	30630	59.0%
99	遺漏值	598	1.2%
Sysmiss		2	
Warning: these figures indicate the number of cases found in the data file. They cannot be interpreted as summary statistics of the population of interest.			
# e6_1_2: E6-1.請問您接受職業安全衛生相關課程的辦理單位是?(可複選)：工會(跳答E7)			
Information	[Type= discrete] [Format=numeric] [Range= 0-99] [Missing=*]		
Statistics [NW/ W]	[Valid=51927 /-] [Invalid=1 /-]		
Value	Label	Cases	Percentage
0	沒選	15074	29.0%
1	有選	2242	4.3%
2		3	0.0%
3		2	0.0%
9		11	0.0%
10		1	0.0%
96	拒答/無意見	6	0.0%
98	跳答	33970	65.4%
99	遺漏值	618	1.2%
Sysmiss		1	
Warning: these figures indicate the number of cases found in the data file. They cannot be interpreted as summary statistics of the population of interest.			
# e6_1_3: E6-1.請問您接受職業安全衛生相關課程的辦理單位是?(可複選)：教會(跳答E7)			
Information	[Type= discrete] [Format=numeric] [Range= 0-898] [Missing=*]		
Statistics [NW/ W]	[Valid=51928 /-] [Invalid=0 /-]		
Value	Label	Cases	Percentage
0	沒選	16581	31.9%
1	有選	734	1.4%
9		11	0.0%
96	拒答/無意見	6	0.0%
98	跳答	33976	65.4%
99	遺漏值	618	1.2%
898		2	0.0%
Warning: these figures indicate the number of cases found in the data file. They cannot be interpreted as summary statistics of the population of interest.			
# e6_1_4: E6-1.請問您接受職業安全衛生相關課程的辦理單位是?(可複選)：公司(跳答E7)			
Information	[Type= discrete] [Format=numeric] [Range= 0-998] [Missing=*]		
Statistics [NW/ W]	[Valid=51928 /-] [Invalid=0 /-]		
Value	Label	Cases	Percentage
0	沒選	8590	16.5%
1	有選	8816	17.0%
4		4	0.0%
9		13	0.0%
96	拒答/無意見	6	0.0%

# e6_1_4: E6-1.請問您接受職業安全衛生相關課程的辦理單位是?(可複選)：公司(跳答E7)			
Value	Label	Cases	Percentage
98	跳答	33874	<div><div></div></div> 65.2%
99	遺漏值	618	<div><div></div></div> 1.2%
898		2	0.0%
998		5	0.0%
Warning: these figures indicate the number of cases found in the data file. They cannot be interpreted as summary statistics of the population of interest.			
# e6_1_5: E6-1.請問您接受職業安全衛生相關課程的辦理單位是?(可複選)：民間組織(跳答E7)			
Information	[Type= discrete] [Format=numeric] [Range= 0-898] [Missing=*]		
Statistics [NW/ W]	[Valid=51928 /-] [Invalid=0 /-]		
Value	Label	Cases	Percentage
0	沒選	15424	<div><div></div></div> 29.7%
1	有選	1914	<div><div></div></div> 3.7%
9		9	0.0%
96	拒答/無意見	6	0.0%
98	跳答	33953	<div><div></div></div> 65.4%
99	遺漏值	618	<div><div></div></div> 1.2%
898		4	0.0%
Warning: these figures indicate the number of cases found in the data file. They cannot be interpreted as summary statistics of the population of interest.			
# e6_1_6: E6-1.請問您接受職業安全衛生相關課程的辦理單位是?(可複選)：其他(跳答E7)			
Information	[Type= discrete] [Format=numeric] [Range= 0-9898] [Missing=*]		
Statistics [NW/ W]	[Valid=51928 /-] [Invalid=0 /-]		
Value	Label	Cases	Percentage
0	沒選	16747	<div><div></div></div> 32.3%
1	有選	543	<div><div></div></div> 1.0%
2		12	0.0%
9		18	0.0%
96	拒答/無意見	6	0.0%
98	跳答	33904	<div><div></div></div> 65.3%
99	遺漏值	696	<div><div></div></div> 1.3%
9898		2	0.0%
Warning: these figures indicate the number of cases found in the data file. They cannot be interpreted as summary statistics of the population of interest.			
# e6_2_1: E6-2.請問您沒有參加職業安全衛生相關課程的原因是?(可複選)：課程無法學以致用			
Information	[Type= discrete] [Format=numeric] [Range= 0-9898] [Missing=*]		
Statistics [NW/ W]	[Valid=51928 /-] [Invalid=0 /-]		
Value	Label	Cases	Percentage
0	沒選	25151	<div><div></div></div> 48.4%
1	有選	775	<div><div></div></div> 1.5%
2		27	0.1%
9		8	0.0%
89		2	0.0%
96	拒答/無意見	6	0.0%
98	跳答	23136	<div><div></div></div> 44.6%
99	遺漏值	2821	<div><div></div></div> 5.4%
9898		2	0.0%



# e6\_2\_1: E6-2.請問您沒有參加職業安全衛生相關課程的原因是?(可複選)：課程無法學以致用

Warning: these figures indicate the number of cases found in the data file. They cannot be interpreted as summary statistics of the population of interest.

# e6\_2\_2: E6-2.請問您沒有參加職業安全衛生相關課程的原因是?(可複選)：沒有收到課程訊息

Information [Type= discrete] [Format=numeric] [Range= 0-99] [Missing=\*]

Statistics [NW/ W] [Valid=51928 /-] [Invalid=0 /-]

Value	Label	Cases	Percentage
0	沒選	16562	31.9%
1	有選	10764	20.7%
2		8	0.0%
9		13	0.0%
11		2	0.0%
96	拒答/無意見	6	0.0%
98	跳答	21375	41.2%
99	遺漏值	3198	6.2%

Warning: these figures indicate the number of cases found in the data file. They cannot be interpreted as summary statistics of the population of interest.

# e6\_2\_3: E6-2.請問您沒有參加職業安全衛生相關課程的原因是?(可複選)：沒有強制規定要參加

Information [Type= discrete] [Format=numeric] [Range= 0-898] [Missing=\*]





Statistics [NW/ W] [Valid=51928 /-] [Invalid=0 /-]

Value	Label	Cases	Percentage
0	沒選	21550	41.5%
1	有選	5800	11.2%
2		5	0.0%
3		3	0.0%
9		7	0.0%
10		2	0.0%
11		2	0.0%
96	拒答/無意見	6	0.0%
98	跳答	21349	41.1%
99	遺漏值	3201	6.2%
898		3	0.0%

Warning: these figures indicate the number of cases found in the data file. They cannot be interpreted as summary statistics of the population of interest.

# e6\_2\_4: E6-2.請問您沒有參加職業安全衛生相關課程的原因是?(可複選)：課程不重要





<b>Information</b>	[Type= discrete] [Format=numeric] [Range= 0-99] [Missing=*]
<b>Statistics [NW/ W]</b>	[Valid=51928 /-] [Invalid=0 /-]

Value	Label	Cases	Percentage
0	沒選	25302	 48.7%
1	有選	1941	 3.7%
4		1	0.0%
9		5	0.0%
96	拒答/無意見	6	0.0%
98	跳答	21470	 41.3%
99	遺漏值	3203	 6.2%

Warning: these figures indicate the number of cases found in the data file. They cannot be interpreted as summary statistics of the population of interest.

# e6\_2\_5: E6-2.請問您沒有參加職業安全衛生相關課程的原因是?(可複選)：沒有時間參加






<b>Information</b>	[Type= discrete] [Format=numeric] [Range= 0-99] [Missing=*]
<b>Statistics [NW/ W]</b>	[Valid=51927 /-] [Invalid=1 /-]

Value	Label	Cases	Percentage
0	沒選	20668	 39.8%
1	有選	6533	 12.6%
9		12	0.0%
89		3	0.0%
96	拒答/無意見	6	0.0%
98	跳答	21502	 41.4%
99	遺漏值	3203	 6.2%
Sysmiss		1	

Warning: these figures indicate the number of cases found in the data file. They cannot be interpreted as summary statistics of the population of interest.

# e6\_2\_6: E6-2.請問您沒有參加職業安全衛生相關課程的原因是?(可複選)：其他


<b>Information</b>	[Type= discrete] [Format=numeric] [Range= 0-99] [Missing=*]
<b>Statistics [NW/ W]</b>	[Valid=51928 /-] [Invalid=0 /-]

Value	Label	Cases	Percentage
0	沒選	24692	 47.6%
1	有選	1950	 3.8%
2		1234	 2.4%
9		10	0.0%
89		5	0.0%
96	拒答/無意見	6	0.0%
98	跳答	20935	 40.3%
99	遺漏值	3096	 6.0%

Warning: these figures indicate the number of cases found in the data file. They cannot be interpreted as summary statistics of the population of interest.

# e7: E7.請問您有沒有發生過勞資爭議?


<b>Information</b>	[Type= discrete] [Format=numeric] [Range= 0-99] [Missing=*]
<b>Statistics [NW/ W]</b>	[Valid=51925 /-] [Invalid=3 /-]

Value	Label	Cases	Percentage
0		2797	 5.4%
1	有	1372	 2.6%

# e7: E7.請問您有沒有發生過勞資爭議?			
Value	Label	Cases	Percentage
2	沒有	37484	<div><div></div></div> 72.2%
5		5	0.0%
9		1	0.0%
89		2	0.0%
96		2	0.0%
98	跳答	9612	<div><div></div></div> 18.5%
99	遺漏值	650	<div><div></div></div> 1.3%
Sysmiss		3	
Warning: these figures indicate the number of cases found in the data file. They cannot be interpreted as summary statistics of the population of interest.			
# e7_1_1: E7-1.請問是哪種勞資爭議?(可複選)：薪資未付(含工時記錄錯誤)			
Information	[Type= discrete] [Format=numeric] [Range= 0-99] [Missing=*]		
Statistics [NW/ W]	[Valid=51927 /-] [Invalid=1 /-]		
Value	Label	Cases	Percentage
0	沒選	607	<div><div></div></div> 1.2%
1	有選	930	<div><div></div></div> 1.8%
2		4830	<div><div></div></div> 9.3%
3		3	0.0%
7		2	0.0%
9		1	0.0%
10		2	0.0%
65		8	0.0%
98	跳答	45327	<div><div></div></div> 87.3%
99	遺漏值	217	<div><div></div></div> 0.4%
Sysmiss		1	
Warning: these figures indicate the number of cases found in the data file. They cannot be interpreted as summary statistics of the population of interest.			
# e7_1_2: E7-1.請問是哪種勞資爭議?(可複選)：解僱時欠薪資			
Information	[Type= discrete] [Format=numeric] [Range= 0-9898] [Missing=*]		
Statistics [NW/ W]	[Valid=51928 /-] [Invalid=0 /-]		
Value	Label	Cases	Percentage
0	沒選	1253	<div><div></div></div> 2.4%
1	有選	247	<div><div></div></div> 0.5%
2		4	0.0%
3		6	0.0%
7		1	0.0%
8		2	0.0%
9		8	0.0%
65		10	0.0%
98	跳答	50165	<div><div></div></div> 96.6%
99	遺漏值	228	<div><div></div></div> 0.4%
9898		4	0.0%
Warning: these figures indicate the number of cases found in the data file. They cannot be interpreted as summary statistics of the population of interest.			
# e7_1_3: E7-1.請問是哪種勞資爭議?(可複選)：資遣費爭議			
Information	[Type= discrete] [Format=numeric] [Range= 0-898] [Missing=*]		

# e7_1_3: E7-1.請問是哪種勞資爭議?(可複選)：資遣費爭議			
Statistics [NW/ W]		[Valid=51928 /-] [Invalid=0 /-]	
Value	Label	Cases	Percentage
0	沒選	1330	2.6%
1	有選	167	0.3%
3		4	0.0%
9		6	0.0%
65		10	0.0%
98	跳答	50175	96.6%
99	遺漏值	228	0.4%
898		8	0.0%
Warning: these figures indicate the number of cases found in the data file. They cannot be interpreted as summary statistics of the population of interest.			
# e7_1_4: E7-1.請問是哪種勞資爭議?(可複選)：職業災害爭議			
Information		[Type= discrete] [Format=numeric] [Range= 0-898] [Missing=*]	
Statistics [NW/ W]		[Valid=51928 /-] [Invalid=0 /-]	
Value	Label	Cases	Percentage
0	沒選	1392	2.7%
1	有選	108	0.2%
9		5	0.0%
65		10	0.0%
89		2	0.0%
98	跳答	50179	96.6%
99	遺漏值	228	0.4%
898		4	0.0%
Warning: these figures indicate the number of cases found in the data file. They cannot be interpreted as summary statistics of the population of interest.			
# e7_1_5: E7-1.請問是哪種勞資爭議?(可複選)：退休金爭議			
Information		[Type= discrete] [Format=numeric] [Range= 0-898] [Missing=*]	
Statistics [NW/ W]		[Valid=51928 /-] [Invalid=0 /-]	
Value	Label	Cases	Percentage
0	沒選	1461	2.8%
1	有選	36	0.1%
9		1	0.0%
65		10	0.0%
89		9	0.0%
98	跳答	50178	96.6%
99	遺漏值	228	0.4%
898		5	0.0%
Warning: these figures indicate the number of cases found in the data file. They cannot be interpreted as summary statistics of the population of interest.			
# e7_1_6: E7-1.請問是哪種勞資爭議?(可複選)：其他			
Information		[Type= discrete] [Format=numeric] [Range= 0-898] [Missing=*]	
Statistics [NW/ W]		[Valid=51928 /-] [Invalid=0 /-]	
Value	Label	Cases	Percentage
0	沒選	1257	2.4%
1	有選	237	0.5%
2		1224	2.4%




# e7\_1\_6: E7-1.請問是哪種勞資爭議?(可複選)：其他

Value	Label	Cases	Percentage
3		1	0.0%
6		1	0.0%
8		2	0.0%
9		5	0.0%
10		1	0.0%
65		10	0.0%
89		5	0.0%
98	跳答	48952	 94.3%
99	遺漏值	232	0.4%
898		1	0.0%

Warning: these figures indicate the number of cases found in the data file. They cannot be interpreted as summary statistics of the population of interest.

# e8: E8.請問您從以前到現在，在工作的場所中有沒有因為原住民的身分受到歧視？








Information	[Type= discrete] [Format=numeric] [Range= 0-99] [Missing=*]
Statistics [NW/ W]	[Valid=51928 /-] [Invalid=0 /-]

Value	Label	Cases	Percentage
0		177	0.3%
1	有	1946	 3.7%
2	沒有	36719	 70.7%
3		24	0.0%
4		17	0.0%
5		66	0.1%
6		108	0.2%
7		173	0.3%
8		357	0.7%
9		211	0.4%
10		348	0.7%
65		2	0.0%
82		6	0.0%
83		1	0.0%
98	跳答	11496	 22.1%
99	遺漏值	277	0.5%






Warning: these figures indicate the number of cases found in the data file. They cannot be interpreted as summary statistics of the population of interest.

# e9: E9.假設您的工作能力在最好的狀況為10分，請問您給目前的工作能力打幾分？

Information	[Type= discrete] [Format=numeric] [Range= 0-99] [Missing=*]
Statistics [NW/ W]	[Valid=51928 /-] [Invalid=0 /-]

Value	Label	Cases	Percentage
0		28	0.1%
1	完全不能工作	2694	 5.2%
2		5646	 10.9%
3		2845	 5.5%
4		1021	 2.0%
5		3993	 7.7%
6		3539	 6.8%
7		5248	 10.1%

# e9: E9.假設您的工作能力在最好的狀況為10分，請問您給目前的工作能力打幾分？

Value	Label	Cases	Percentage
8		9122	 17.6%
9		4423	 8.5%
10	工作能力最佳	6149	 11.8%
71		11	0.0%
82		1	0.0%
83		4	0.0%
96	拒答/無意見	2	0.0%
98	跳答	6690	 12.9%
99	遺漏值	512	 1.0%

Warning: these figures indicate the number of cases found in the data file. They cannot be interpreted as summary statistics of the population of interest.

# e10: E10.請問您從以前到現在有沒有參加過政府或民間機構所辦理的職業訓練？




Information	[Type= discrete] [Format=numeric] [Range= 0-99] [Missing=*]
Statistics [NW/ W]	[Valid=51923 /-] [Invalid=5 /-]

Value	Label	Cases	Percentage
0		4	0.0%
1	以前有參加過	6636	 12.8%
2	以前沒參加過目前正在參加(跳答E11)	626	 1.2%
3	從來沒有(跳答E11)	38199	 73.6%
4		123	0.2%
5		502	1.0%
6		436	0.8%
7		630	1.2%
8		1097	2.1%
9		594	1.1%
10		938	1.8%
11		1	0.0%
71		2	0.0%
96	拒答/無意見	4	0.0%
98	跳答	1937	 3.7%
99	遺漏值	194	0.4%
Sysmiss		5	

Warning: these figures indicate the number of cases found in the data file. They cannot be interpreted as summary statistics of the population of interest.

# e10\_1: E10-1.請問您參加職業訓練後，有沒有從事與職訓內容相關的工作？

Information	[Type= discrete] [Format=numeric] [Range= 0-99] [Missing=*]
Statistics [NW/ W]	[Valid=51926 /-] [Invalid=2 /-]

Value	Label	Cases	Percentage
0		75	0.1%
1	有(跳答E11)	4134	 8.0%
2	沒有	2674	 5.1%
3		4824	 9.3%
4		1	0.0%
5		3	0.0%
6		2	0.0%
8		2	0.0%

# e10_1: E10-1.請問您參加職業訓練後，有沒有從事與職訓內容相關的工作？			
Value	Label	Cases	Percentage
9		4	0.0%
96	拒答/無意見	6	0.0%
98	跳答	39732	76.5%
99	遺漏值	469	0.9%
Sysmiss		2	
Warning: these figures indicate the number of cases found in the data file. They cannot be interpreted as summary statistics of the population of interest.			
# e10_2_1: E10-2.請問您沒有從事相關工作的原因?(可複選)：沒有工作機會			
Information	[Type= discrete] [Format=numeric] [Range= 0-99] [Missing=*]		
Statistics [NW/ W]	[Valid=51928 /-] [Invalid=0 /-]		
Value	Label	Cases	Percentage
0	沒選	2102	4.0%
1	有選	789	1.5%
2		408	0.8%
3		8	0.0%
96	拒答/無意見	6	0.0%
98	跳答	47846	92.1%
99	遺漏值	769	1.5%
Warning: these figures indicate the number of cases found in the data file. They cannot be interpreted as summary statistics of the population of interest.			
# e10_2_2: E10-2.請問您沒有從事相關工作的原因?(可複選)：身體狀況不佳			
Information	[Type= discrete] [Format=numeric] [Range= 0-99] [Missing=*]		
Statistics [NW/ W]	[Valid=51924 /-] [Invalid=4 /-]		
Value	Label	Cases	Percentage
0	沒選	2629	5.1%
1	有選	232	0.4%
2		9	0.0%
96	拒答/無意見	6	0.0%
98	跳答	48235	92.9%
99	遺漏值	813	1.6%
Sysmiss		4	
Warning: these figures indicate the number of cases found in the data file. They cannot be interpreted as summary statistics of the population of interest.			
# e10_2_3: E10-2.請問您沒有從事相關工作的原因?(可複選)：沒有證照，無法僱用			
Information	[Type= discrete] [Format=numeric] [Range= 0-99] [Missing=*]		
Statistics [NW/ W]	[Valid=51928 /-] [Invalid=0 /-]		
Value	Label	Cases	Percentage
0	沒選	2688	5.2%
1	有選	180	0.3%
2		5	0.0%
96	拒答/無意見	6	0.0%
98	跳答	48236	92.9%
99	遺漏值	813	1.6%
Warning: these figures indicate the number of cases found in the data file. They cannot be interpreted as summary statistics of the population of interest.			
# e10_2_4: E10-2.請問您沒有從事相關工作的原因?(可複選)：改變對就業的看法			
Information	[Type= discrete] [Format=numeric] [Range= 0-99] [Missing=*]		

# e10_2_4: E10-2.請問您沒有從事相關工作的原因?(可複選)：改變對就業的看法			
Statistics [NW/ W]		[Valid=51928 /-] [Invalid=0 /-]	
Value	Label	Cases	Percentage
0	沒選	2710	<div><div></div></div> 5.2%
1	有選	155	<div><div></div></div> 0.3%
2		3	<div><div></div></div> 0.0%
96	拒答/無意見	6	<div><div></div></div> 0.0%
98	跳答	48241	<div><div></div></div> 92.9%
99	遺漏值	813	<div><div></div></div> 1.6%
Warning: these figures indicate the number of cases found in the data file. They cannot be interpreted as summary statistics of the population of interest.			
# e10_2_5: E10-2.請問您沒有從事相關工作的原因?(可複選)：家務太忙			
Information		[Type= discrete] [Format=numeric] [Range= 0-99] [Missing=*]	
Statistics [NW/ W]		[Valid=51928 /-] [Invalid=0 /-]	
Value	Label	Cases	Percentage
0	沒選	2467	<div><div></div></div> 4.8%
1	有選	395	<div><div></div></div> 0.8%
2		3	<div><div></div></div> 0.0%
96	拒答/無意見	6	<div><div></div></div> 0.0%
98	跳答	48244	<div><div></div></div> 92.9%
99	遺漏值	813	<div><div></div></div> 1.6%
Warning: these figures indicate the number of cases found in the data file. They cannot be interpreted as summary statistics of the population of interest.			
# e10_2_6: E10-2.請問您沒有從事相關工作的原因?(可複選)：酬勞太低福利差			
Information		[Type= discrete] [Format=numeric] [Range= 0-99] [Missing=*]	
Statistics [NW/ W]		[Valid=51928 /-] [Invalid=0 /-]	
Value	Label	Cases	Percentage
0	沒選	2618	<div><div></div></div> 5.0%
1	有選	244	<div><div></div></div> 0.5%
2		3	<div><div></div></div> 0.0%
96	拒答/無意見	6	<div><div></div></div> 0.0%
98	跳答	48244	<div><div></div></div> 92.9%
99	遺漏值	813	<div><div></div></div> 1.6%
Warning: these figures indicate the number of cases found in the data file. They cannot be interpreted as summary statistics of the population of interest.			
# e10_2_7: E10-2.請問您沒有從事相關工作的原因?(可複選)：工作繁重無法勝任			
Information		[Type= discrete] [Format=numeric] [Range= 0-99] [Missing=*]	
Statistics [NW/ W]		[Valid=51928 /-] [Invalid=0 /-]	
Value	Label	Cases	Percentage
0	沒選	2775	<div><div></div></div> 5.3%
1	有選	86	<div><div></div></div> 0.2%
2		3	<div><div></div></div> 0.0%
96	拒答/無意見	6	<div><div></div></div> 0.0%
98	跳答	48245	<div><div></div></div> 92.9%
99	遺漏值	813	<div><div></div></div> 1.6%
Warning: these figures indicate the number of cases found in the data file. They cannot be interpreted as summary statistics of the population of interest.			



# e10_2_8: E10-2.請問您沒有從事相關工作的原因?(可複選)：因原住民身分被歧視			
Information	[Type= discrete] [Format=numeric] [Range= 0-99] [Missing=*]		
Statistics [NW/ W]	[Valid=51928 /-] [Invalid=0 /-]		
Value	Label	Cases	Percentage
0	沒選	2838	<div><div></div></div> 5.5%
1	有選	23	<div><div></div></div> 0.0%
2		3	<div><div></div></div> 0.0%
96	拒答/無意見	6	<div><div></div></div> 0.0%
98	跳答	48245	<div><div></div></div> 92.9%
99	遺漏值	813	<div><div></div></div> 1.6%
Warning: these figures indicate the number of cases found in the data file. They cannot be interpreted as summary statistics of the population of interest.			
# e10_2_9: E10-2.請問您沒有從事相關工作的原因?(可複選)：結婚或生育			
Information	[Type= discrete] [Format=numeric] [Range= 0-99] [Missing=*]		
Statistics [NW/ W]	[Valid=51928 /-] [Invalid=0 /-]		
Value	Label	Cases	Percentage
0	沒選	2686	<div><div></div></div> 5.2%
1	有選	173	<div><div></div></div> 0.3%
2		6	<div><div></div></div> 0.0%
9		5	<div><div></div></div> 0.0%
96	拒答/無意見	6	<div><div></div></div> 0.0%
98	跳答	48239	<div><div></div></div> 92.9%
99	遺漏值	813	<div><div></div></div> 1.6%
Warning: these figures indicate the number of cases found in the data file. They cannot be interpreted as summary statistics of the population of interest.			
# e10_2_10: E10-2.請問您沒有從事相關工作的原因?(可複選)：工作地點離住處太遠			
Information	[Type= discrete] [Format=numeric] [Range= 0-99] [Missing=*]		
Statistics [NW/ W]	[Valid=51928 /-] [Invalid=0 /-]		
Value	Label	Cases	Percentage
0	沒選	2584	<div><div></div></div> 5.0%
1	有選	275	<div><div></div></div> 0.5%
2		5	<div><div></div></div> 0.0%
9		2	<div><div></div></div> 0.0%
96	拒答/無意見	6	<div><div></div></div> 0.0%
98	跳答	48243	<div><div></div></div> 92.9%
99	遺漏值	813	<div><div></div></div> 1.6%
Warning: these figures indicate the number of cases found in the data file. They cannot be interpreted as summary statistics of the population of interest.			
# e10_2_11: E10-2.請問您沒有從事相關工作的原因?(可複選)：家人生病			
Information	[Type= discrete] [Format=numeric] [Range= 0-99] [Missing=*]		
Statistics [NW/ W]	[Valid=51928 /-] [Invalid=0 /-]		
Value	Label	Cases	Percentage
0	沒選	2735	<div><div></div></div> 5.3%
1	有選	127	<div><div></div></div> 0.2%
2		3	<div><div></div></div> 0.0%
9		1	<div><div></div></div> 0.0%
96	拒答/無意見	6	<div><div></div></div> 0.0%

# e10_2_11: E10-2.請問您沒有從事相關工作的原因?(可複選)：家人生病			
Value	Label	Cases	Percentage
98	跳答	48243	<div><div></div></div> 92.9%
99	遺漏值	813	<div><div></div></div> 1.6%
Warning: these figures indicate the number of cases found in the data file. They cannot be interpreted as summary statistics of the population of interest.			
# e10_2_12: E10-2.請問您沒有從事相關工作的原因?(可複選)：找不到與訓練相關的工作			
Information	[Type= discrete] [Format=numeric] [Range= 0-99] [Missing=*]		
Statistics [NW/ W]	[Valid=51928 /-] [Invalid=0 /-]		
Value	Label	Cases	Percentage
0	沒選	2180	<div><div></div></div> 4.2%
1	有選	682	<div><div></div></div> 1.3%
2		3	<div><div></div></div> 0.0%
96	拒答/無意見	6	<div><div></div></div> 0.0%
98	跳答	48244	<div><div></div></div> 92.9%
99	遺漏值	813	<div><div></div></div> 1.6%
Warning: these figures indicate the number of cases found in the data file. They cannot be interpreted as summary statistics of the population of interest.			
# e10_2_13: E10-2.請問您沒有從事相關工作的原因?(可複選)：其他			
Information	[Type= discrete] [Format=numeric] [Range= 0-99] [Missing=*]		
Statistics [NW/ W]	[Valid=51928 /-] [Invalid=0 /-]		
Value	Label	Cases	Percentage
0	沒選	2411	<div><div></div></div> 4.6%
1	有選	531	<div><div></div></div> 1.0%
2		1153	<div><div></div></div> 2.2%
96	拒答/無意見	6	<div><div></div></div> 0.0%
98	跳答	47022	<div><div></div></div> 90.6%
99	遺漏值	805	<div><div></div></div> 1.6%
Warning: these figures indicate the number of cases found in the data file. They cannot be interpreted as summary statistics of the population of interest.			
# e11: E11.請問您想不想(再)參加政府或民間機構所辦理的職業訓練?			
Information	[Type= discrete] [Format=numeric] [Range= 0-99] [Missing=*]		
Statistics [NW/ W]	[Valid=51928 /-] [Invalid=0 /-]		
Value	Label	Cases	Percentage
0		481	<div><div></div></div> 0.9%
1	想(續答E11-1)	7339	<div><div></div></div> 14.1%
2	不想(跳答E11-2)	37129	<div><div></div></div> 71.5%
3		20	<div><div></div></div> 0.0%
8		1	<div><div></div></div> 0.0%
96	拒答/無意見	6	<div><div></div></div> 0.0%
98	跳答	6650	<div><div></div></div> 12.8%
99	遺漏值	302	<div><div></div></div> 0.6%
Warning: these figures indicate the number of cases found in the data file. They cannot be interpreted as summary statistics of the population of interest.			
# e11_1_1: E11-1.想問您想要參加那些職業訓練?(可複選)：金屬、機械加工類(跳答E12)			
Information	[Type= discrete] [Format=numeric] [Range= 0-99] [Missing=*]		
Statistics [NW/ W]	[Valid=51928 /-] [Invalid=0 /-]		

# e11_1_1: E11-1.想問您想要參加那些職業訓練?(可複選)：金屬、機械加工類(跳答E12)			
Value	Label	Cases	Percentage
0	沒選	7306	<div><div></div></div> 14.1%
1	有選	1271	<div><div></div></div> 2.4%
2		4562	<div><div></div></div> 8.8%
3		7	<div><div></div></div> 0.0%
8		6	<div><div></div></div> 0.0%
65		1	<div><div></div></div> 0.0%
96	拒答/無意見	6	<div><div></div></div> 0.0%
98	跳答	38555	<div><div></div></div> 74.2%
99	遺漏值	214	<div><div></div></div> 0.4%
Warning: these figures indicate the number of cases found in the data file. They cannot be interpreted as summary statistics of the population of interest.			
# e11_1_2: E11-1.想問您想要參加那些職業訓練?(可複選)：電機、電匠類(跳答E12)			
Information	[Type= discrete] [Format=numeric] [Range= 0-198] [Missing=*]		
Statistics [NW/ W]	[Valid=51928 /-] [Invalid=0 /-]		
Value	Label	Cases	Percentage
0	沒選	8296	<div><div></div></div> 16.0%
1	有選	267	<div><div></div></div> 0.5%
2		2	<div><div></div></div> 0.0%
8		6	<div><div></div></div> 0.0%
65		1	<div><div></div></div> 0.0%
96	拒答/無意見	6	<div><div></div></div> 0.0%
98	跳答	43131	<div><div></div></div> 83.1%
99	遺漏值	218	<div><div></div></div> 0.4%
198		1	<div><div></div></div> 0.0%
Warning: these figures indicate the number of cases found in the data file. They cannot be interpreted as summary statistics of the population of interest.			
# e11_1_3: E11-1.想問您想要參加那些職業訓練?(可複選)：電子、儀表類(跳答E12)			
Information	[Type= discrete] [Format=numeric] [Range= 0-99] [Missing=*]		
Statistics [NW/ W]	[Valid=51928 /-] [Invalid=0 /-]		
Value	Label	Cases	Percentage
0	沒選	8284	<div><div></div></div> 16.0%
1	有選	274	<div><div></div></div> 0.5%
2		2	<div><div></div></div> 0.0%
8		6	<div><div></div></div> 0.0%
65		1	<div><div></div></div> 0.0%
96	拒答/無意見	6	<div><div></div></div> 0.0%
98	跳答	43137	<div><div></div></div> 83.1%
99	遺漏值	218	<div><div></div></div> 0.4%
Warning: these figures indicate the number of cases found in the data file. They cannot be interpreted as summary statistics of the population of interest.			
# e11_1_4: E11-1.想問您想要參加那些職業訓練?(可複選)：焊接、配管類(跳答E12)			
Information	[Type= discrete] [Format=numeric] [Range= 0-99] [Missing=*]		
Statistics [NW/ W]	[Valid=51928 /-] [Invalid=0 /-]		
Value	Label	Cases	Percentage
0	沒選	8120	<div><div></div></div> 15.6%
1	有選	438	<div><div></div></div> 0.8%

# e11_1_4: E11-1.想問您想要參加那些職業訓練?(可複選)：焊接、配管類(跳答E12)			
Value	Label	Cases	Percentage
2		2	0.0%
8		6	0.0%
65		1	0.0%
96	拒答/無意見	6	0.0%
98	跳答	43137	<div><div></div></div> 83.1%
99	遺漏值	218	0.4%
Warning: these figures indicate the number of cases found in the data file. They cannot be interpreted as summary statistics of the population of interest.			
# e11_1_5: E11-1.想問您想要參加那些職業訓練?(可複選)：營建、木工類(跳答E12)			
Information	[Type= discrete] [Format=numeric] [Range= 0-99] [Missing=*]		
Statistics [NW/ W]	[Valid=51928 -] [Invalid=0 -]		
Value	Label	Cases	Percentage
0	沒選	7830	<div><div></div></div> 15.1%
1	有選	724	<div><div></div></div> 1.4%
2		2	0.0%
6		8	0.0%
8		6	0.0%
65		1	0.0%
96	拒答/無意見	6	0.0%
98	跳答	43133	<div><div></div></div> 83.1%
99	遺漏值	218	0.4%
Warning: these figures indicate the number of cases found in the data file. They cannot be interpreted as summary statistics of the population of interest.			
# e11_1_6: E11-1.想問您想要參加那些職業訓練?(可複選)：電腦、資訊類(跳答E12)			
Information	[Type= discrete] [Format=numeric] [Range= 0-99] [Missing=*]		
Statistics [NW/ W]	[Valid=51928 -] [Invalid=0 -]		
Value	Label	Cases	Percentage
0	沒選	6872	<div><div></div></div> 13.2%
1	有選	1691	<div><div></div></div> 3.3%
2		2	0.0%
8		6	0.0%
65		1	0.0%
96	拒答/無意見	6	0.0%
98	跳答	43132	<div><div></div></div> 83.1%
99	遺漏值	218	0.4%
Warning: these figures indicate the number of cases found in the data file. They cannot be interpreted as summary statistics of the population of interest.			
# e11_1_7: E11-1.想問您想要參加那些職業訓練?(可複選)：印刷、製版類(跳答E12)			
Information	[Type= discrete] [Format=numeric] [Range= 0-99] [Missing=*]		
Statistics [NW/ W]	[Valid=51925 -] [Invalid=3 -]		
Value	Label	Cases	Percentage
0	沒選	8240	<div><div></div></div> 15.9%
1	有選	310	<div><div></div></div> 0.6%
2		2	0.0%
8		6	0.0%
65		1	0.0%

# e11_1_7: E11-1.想問您想要參加那些職業訓練?(可複選)：印刷、製版類(跳答E12)			
Value	Label	Cases	Percentage
96	拒答/無意見	6	0.0%
98	跳答	43142	83.1%
99	遺漏值	218	0.4%
Sysmiss		3	
Warning: these figures indicate the number of cases found in the data file. They cannot be interpreted as summary statistics of the population of interest.			
# e11_1_8: E11-1.想問您想要參加那些職業訓練?(可複選)：看護工作(跳答E12)			
Information	[Type= discrete] [Format=numeric] [Range= 0-99] [Missing=*]		
Statistics [NW/ W]	[Valid=51928 /-] [Invalid=0 /-]		
Value	Label	Cases	Percentage
0	沒選	8163	15.7%
1	有選	388	0.7%
2		2	0.0%
8		9	0.0%
65		1	0.0%
96	拒答/無意見	6	0.0%
98	跳答	43141	83.1%
99	遺漏值	218	0.4%
Warning: these figures indicate the number of cases found in the data file. They cannot be interpreted as summary statistics of the population of interest.			
# e11_1_9: E11-1.想問您想要參加那些職業訓練?(可複選)：清潔維護工作(跳答E12)			
Information	[Type= discrete] [Format=numeric] [Range= 0-99] [Missing=*]		
Statistics [NW/ W]	[Valid=51928 /-] [Invalid=0 /-]		
Value	Label	Cases	Percentage
0	沒選	8167	15.7%
1	有選	391	0.8%
2		2	0.0%
8		6	0.0%
65		1	0.0%
96	拒答/無意見	6	0.0%
98	跳答	43137	83.1%
99	遺漏值	218	0.4%
Warning: these figures indicate the number of cases found in the data file. They cannot be interpreted as summary statistics of the population of interest.			
# e11_1_10: E11-1.想問您想要參加那些職業訓練?(可複選)：車輛維修類(跳答E12)			
Information	[Type= discrete] [Format=numeric] [Range= 0-898] [Missing=*]		
Statistics [NW/ W]	[Valid=51928 /-] [Invalid=0 /-]		
Value	Label	Cases	Percentage
0	沒選	8082	15.6%
1	有選	471	0.9%
2		2	0.0%
8		6	0.0%
65		1	0.0%
96	拒答/無意見	6	0.0%
98	跳答	43140	83.1%
99	遺漏值	218	0.4%

# e11_1_10: E11-1.想問您想要參加那些職業訓練?(可複選)：車輛維修類(跳答E12)			
Value	Label	Cases	Percentage
898		2	0.0%
Warning: these figures indicate the number of cases found in the data file. They cannot be interpreted as summary statistics of the population of interest.			
# e11_1_11: E11-1.想問您想要參加那些職業訓練?(可複選)：職業駕駛(跳答E12)			
Information	[Type= discrete] [Format=numeric] [Range= 0-99] [Missing=*]		
Statistics [NW/ W]	[Valid=51928 /-] [Invalid=0 /-]		
Value	Label	Cases	Percentage
0	沒選	7839	<div><div></div></div> 15.1%
1	有選	719	<div><div></div></div> 1.4%
2		2	0.0%
8		6	0.0%
11		1	0.0%
65		1	0.0%
96	拒答/無意見	6	0.0%
98	跳答	43136	<div><div></div></div> 83.1%
99	遺漏值	218	0.4%
Warning: these figures indicate the number of cases found in the data file. They cannot be interpreted as summary statistics of the population of interest.			
# e11_1_12: E11-1.想問您想要參加那些職業訓練?(可複選)：文化產業技藝訓練類(跳答E12)			
Information	[Type= discrete] [Format=numeric] [Range= 0-99] [Missing=*]		
Statistics [NW/ W]	[Valid=51928 /-] [Invalid=0 /-]		
Value	Label	Cases	Percentage
0	沒選	6997	<div><div></div></div> 13.5%
1	有選	1568	<div><div></div></div> 3.0%
2		2	0.0%
8		6	0.0%
9		2	0.0%
10		3	0.0%
65		1	0.0%
96	拒答/無意見	6	0.0%
98	跳答	43125	<div><div></div></div> 83.0%
99	遺漏值	218	0.4%
Warning: these figures indicate the number of cases found in the data file. They cannot be interpreted as summary statistics of the population of interest.			
# e11_1_13: E11-1.想問您想要參加那些職業訓練?(可複選)：民宿管理、餐飲服務類(跳答E12)			
Information	[Type= discrete] [Format=numeric] [Range= 0-898] [Missing=*]		
Statistics [NW/ W]	[Valid=51928 /-] [Invalid=0 /-]		
Value	Label	Cases	Percentage
0	沒選	6169	<div><div></div></div> 11.9%
1	有選	2388	<div><div></div></div> 4.6%
2		2	0.0%
8		6	0.0%
65		1	0.0%
96	拒答/無意見	6	0.0%
98	跳答	43136	<div><div></div></div> 83.1%
99	遺漏值	218	0.4%

# e11_1_13: E11-1.想問您想要參加那些職業訓練?(可複選)：民宿管理、餐飲服務類(跳答E12)			
Value	Label	Cases	Percentage
898		2	0.0%
Warning: these figures indicate the number of cases found in the data file. They cannot be interpreted as summary statistics of the population of interest.			
# e11_1_14: E11-1.想問您想要參加那些職業訓練?(可複選)：美容、美髮類(跳答E12)			
Information	[Type= discrete] [Format=numeric] [Range= 0-99] [Missing=*]		
Statistics [NW/ W]	[Valid=51928 -/] [Invalid=0 -/]		
Value	Label	Cases	Percentage
0	沒選	6970	13.4%
1	有選	1588	3.1%
2		2	0.0%
8		6	0.0%
65		1	0.0%
96	拒答/無意見	6	0.0%
98	跳答	43137	83.1%
99	遺漏值	218	0.4%
Warning: these figures indicate the number of cases found in the data file. They cannot be interpreted as summary statistics of the population of interest.			
# e11_1_15: E11-1.想問您想要參加那些職業訓練?(可複選)：居家服務類(跳答E12)			
Information	[Type= discrete] [Format=numeric] [Range= 0-99] [Missing=*]		
Statistics [NW/ W]	[Valid=51928 -/] [Invalid=0 -/]		
Value	Label	Cases	Percentage
0	沒選	7577	14.6%
1	有選	979	1.9%
2		2	0.0%
8		6	0.0%
65		1	0.0%
96	拒答/無意見	6	0.0%
98	跳答	43139	83.1%
99	遺漏值	218	0.4%
Warning: these figures indicate the number of cases found in the data file. They cannot be interpreted as summary statistics of the population of interest.			
# e11_1_16: E11-1.想問您想要參加那些職業訓練?(可複選)：園藝、造景(跳答E12)			
Information	[Type= discrete] [Format=numeric] [Range= 0-99] [Missing=*]		
Statistics [NW/ W]	[Valid=51926 -/] [Invalid=2 -/]		
Value	Label	Cases	Percentage
0	沒選	7510	14.5%
1	有選	1059	2.0%
2		2	0.0%
8		6	0.0%
65		1	0.0%
96	拒答/無意見	6	0.0%
98	跳答	43124	83.0%
99	遺漏值	218	0.4%
Sysmiss		2	
Warning: these figures indicate the number of cases found in the data file. They cannot be interpreted as summary statistics of the population of interest.			

# e11_1_17: E11-1.想問您想要參加那些職業訓練?(可複選)：商業行銷類(跳答E12)			
Information	[Type= discrete] [Format=numeric] [Range= 0-99] [Missing=*]		
Statistics [NW/ W]	[Valid=51922 /-] [Invalid=6 /-]		
Value	Label	Cases	Percentage
0	沒選	7768	<div><div></div></div> 15.0%
1	有選	783	<div><div></div></div> 1.5%
2		2	<div><div></div></div> 0.0%
8		6	<div><div></div></div> 0.0%
65		1	<div><div></div></div> 0.0%
96	拒答/無意見	6	<div><div></div></div> 0.0%
98	跳答	43138	<div><div></div></div> 83.1%
99	遺漏值	218	<div><div></div></div> 0.4%
Sysmiss		6	
Warning: these figures indicate the number of cases found in the data file. They cannot be interpreted as summary statistics of the population of interest.			
# e11_1_18: E11-1.想問您想要參加那些職業訓練?(可複選)：觀光旅遊服務類(跳答E12)			
Information	[Type= discrete] [Format=numeric] [Range= 0-99] [Missing=*]		
Statistics [NW/ W]	[Valid=51928 /-] [Invalid=0 /-]		
Value	Label	Cases	Percentage
0	沒選	7375	<div><div></div></div> 14.2%
1	有選	1181	<div><div></div></div> 2.3%
2		2	<div><div></div></div> 0.0%
8		6	<div><div></div></div> 0.0%
65		1	<div><div></div></div> 0.0%
96	拒答/無意見	6	<div><div></div></div> 0.0%
98	跳答	43133	<div><div></div></div> 83.1%
99	遺漏值	224	<div><div></div></div> 0.4%
Warning: these figures indicate the number of cases found in the data file. They cannot be interpreted as summary statistics of the population of interest.			
# e11_1_19: E11-1.想問您想要參加那些職業訓練?(可複選)：大眾傳播媒體類(跳答E12)			
Information	[Type= discrete] [Format=numeric] [Range= 0-99] [Missing=*]		
Statistics [NW/ W]	[Valid=51928 /-] [Invalid=0 /-]		
Value	Label	Cases	Percentage
0	沒選	7863	<div><div></div></div> 15.1%
1	有選	688	<div><div></div></div> 1.3%
2		2	<div><div></div></div> 0.0%
8		6	<div><div></div></div> 0.0%
65		1	<div><div></div></div> 0.0%
96	拒答/無意見	6	<div><div></div></div> 0.0%
98	跳答	43136	<div><div></div></div> 83.1%
99	遺漏值	226	<div><div></div></div> 0.4%
Warning: these figures indicate the number of cases found in the data file. They cannot be interpreted as summary statistics of the population of interest.			
# e11_1_20: E11-1.想問您想要參加那些職業訓練?(可複選)：其他(跳答E12)			
Information	[Type= discrete] [Format=numeric] [Range= 0-99] [Missing=*]		
Statistics [NW/ W]	[Valid=51928 /-] [Invalid=0 /-]		



# e11\_1\_20: E11-1.想問您想要參加那些職業訓練?(可複選)：其他(跳答E12)

Value	Label	Cases	Percentage
0	沒選	8682	16.7%
1	有選	766	1.5%
2		2	0.0%
8		5	0.0%
65		1	0.0%
96	拒答/無意見	6	0.0%
98	跳答	42144	81.2%
99	遺漏值	322	0.6%

Warning: these figures indicate the number of cases found in the data file. They cannot be interpreted as summary statistics of the population of interest.

# e11\_2\_1: E11-2.想問您不想要參加職業訓練的原因?(可複選)：職訓課程無法學以致用

Information	[Type= discrete] [Format=numeric] [Range= 0-9898] [Missing=*]
Statistics [NW/ W]	[Valid=51928 /-] [Invalid=0 /-]

Value	Label	Cases	Percentage
0	沒選	36790	70.8%
1	有選	692	1.3%
2		11	0.0%
96	拒答/無意見	6	0.0%
98	跳答	12445	24.0%
99	遺漏值	1976	3.8%
9898		8	0.0%

Warning: these figures indicate the number of cases found in the data file. They cannot be interpreted as summary statistics of the population of interest.

# e11\_2\_2: E11-2.想問您不想要參加職業訓練的原因?(可複選)：職訓課程遠景不佳

Information	[Type= discrete] [Format=numeric] [Range= 0-99] [Missing=*]
Statistics [NW/ W]	[Valid=51925 /-] [Invalid=3 /-]

Value	Label	Cases	Percentage
0	沒選	40550	78.1%
1	有選	196	0.4%
2		3	0.0%
96	拒答/無意見	6	0.0%
98	跳答	8966	17.3%
99	遺漏值	2204	4.2%
Sysmiss		3	

Warning: these figures indicate the number of cases found in the data file. They cannot be interpreted as summary statistics of the population of interest.

# e11_2_3: E11-2.想問您不想要參加職業訓練的原因?(可複選)：擔心可能找不到與訓練相關工作			
Information	[Type= discrete] [Format=numeric] [Range= 0-99] [Missing=*]		
Statistics [NW/ W]	[Valid=51925 /-] [Invalid=3 /-]		
Value	Label	Cases	Percentage
0	沒選	40298	<div><div></div></div> 77.6%
1	有選	448	<div><div></div></div> 0.9%
96	拒答/無意見	6	<div><div></div></div> 0.0%
98	跳答	8969	<div><div></div></div> 17.3%
99	遺漏值	2204	<div><div></div></div> 4.2%
Sysmiss		3	
Warning: these figures indicate the number of cases found in the data file. They cannot be interpreted as summary statistics of the population of interest.			
# e11_2_4: E11-2.想問您不想要參加職業訓練的原因?(可複選)：職訓課程不是自己想要的			
Information	[Type= discrete] [Format=numeric] [Range= 0-99] [Missing=*]		
Statistics [NW/ W]	[Valid=51928 /-] [Invalid=0 /-]		
Value	Label	Cases	Percentage
0	沒選	39787	<div><div></div></div> 76.6%
1	有選	954	<div><div></div></div> 1.8%
10		10	<div><div></div></div> 0.0%
96	拒答/無意見	6	<div><div></div></div> 0.0%
98	跳答	8967	<div><div></div></div> 17.3%
99	遺漏值	2204	<div><div></div></div> 4.2%
Warning: these figures indicate the number of cases found in the data file. They cannot be interpreted as summary statistics of the population of interest.			
# e11_2_5: E11-2.想問您不想要參加職業訓練的原因?(可複選)：職訓地點離家太遠			
Information	[Type= discrete] [Format=numeric] [Range= 0-99] [Missing=*]		
Statistics [NW/ W]	[Valid=51928 /-] [Invalid=0 /-]		
Value	Label	Cases	Percentage
0	沒選	38721	<div><div></div></div> 74.6%
1	有選	2022	<div><div></div></div> 3.9%
10		6	<div><div></div></div> 0.0%
96	拒答/無意見	6	<div><div></div></div> 0.0%
98	跳答	8969	<div><div></div></div> 17.3%
99	遺漏值	2204	<div><div></div></div> 4.2%
Warning: these figures indicate the number of cases found in the data file. They cannot be interpreted as summary statistics of the population of interest.			
# e11_2_6: E11-2.想問您不想要參加職業訓練的原因?(可複選)：無法配合職訓上課時間			
Information	[Type= discrete] [Format=numeric] [Range= 0-99] [Missing=*]		
Statistics [NW/ W]	[Valid=51928 /-] [Invalid=0 /-]		
Value	Label	Cases	Percentage
0	沒選	24955	<div><div></div></div> 48.1%
1	有選	15789	<div><div></div></div> 30.4%
6		9	<div><div></div></div> 0.0%
96	拒答/無意見	6	<div><div></div></div> 0.0%
98	跳答	8965	<div><div></div></div> 17.3%
99	遺漏值	2204	<div><div></div></div> 4.2%
Warning: these figures indicate the number of cases found in the data file. They cannot be interpreted as summary statistics of the population of interest.			

# e11_2_7: E11-2.想問您不想要參加職業訓練的原因?(可複選)：參與職訓無法自我肯定			
Information		[Type= discrete] [Format=numeric] [Range= 0-99] [Missing=*]	
Statistics [NW/ W]		[Valid=51928 /-] [Invalid=0 /-]	
Value	Label	Cases	Percentage
0	沒選	38829	<div><div></div></div> 74.8%
1	有選	1921	<div><div></div></div> 3.7%
6		2	<div><div></div></div> 0.0%
96	拒答/無意見	6	<div><div></div></div> 0.0%
98	跳答	8968	<div><div></div></div> 17.3%
99	遺漏值	2202	<div><div></div></div> 4.2%
Warning: these figures indicate the number of cases found in the data file. They cannot be interpreted as summary statistics of the population of interest.			
# e11_2_8: E11-2.想問您不想要參加職業訓練的原因?(可複選)：無法負擔參與職訓的花費			
Information		[Type= discrete] [Format=numeric] [Range= 0-99] [Missing=*]	
Statistics [NW/ W]		[Valid=51928 /-] [Invalid=0 /-]	
Value	Label	Cases	Percentage
0	沒選	40055	<div><div></div></div> 77.1%
1	有選	696	<div><div></div></div> 1.3%
9		1	<div><div></div></div> 0.0%
96	拒答/無意見	6	<div><div></div></div> 0.0%
98	跳答	8966	<div><div></div></div> 17.3%
99	遺漏值	2204	<div><div></div></div> 4.2%
Warning: these figures indicate the number of cases found in the data file. They cannot be interpreted as summary statistics of the population of interest.			
# e11_2_9: E11-2.想問您不想要參加職業訓練的原因?(可複選)：沒有想參加的課程			
Information		[Type= discrete] [Format=numeric] [Range= 0-99] [Missing=*]	
Statistics [NW/ W]		[Valid=51928 /-] [Invalid=0 /-]	
Value	Label	Cases	Percentage
0	沒選	36069	<div><div></div></div> 69.5%
1	有選	4682	<div><div></div></div> 9.0%
9		1	<div><div></div></div> 0.0%
89		3	<div><div></div></div> 0.0%
96	拒答/無意見	6	<div><div></div></div> 0.0%
98	跳答	8963	<div><div></div></div> 17.3%
99	遺漏值	2204	<div><div></div></div> 4.2%
Warning: these figures indicate the number of cases found in the data file. They cannot be interpreted as summary statistics of the population of interest.			
# e11_2_10: E11-2.想問您不想要參加職業訓練的原因?(可複選)：家人生病，需要照顧			
Information		[Type= discrete] [Format=numeric] [Range= 0-898] [Missing=*]	
Statistics [NW/ W]		[Valid=51928 /-] [Invalid=0 /-]	
Value	Label	Cases	Percentage
0	沒選	39204	<div><div></div></div> 75.5%
1	有選	1543	<div><div></div></div> 3.0%
9		2	<div><div></div></div> 0.0%
11		3	<div><div></div></div> 0.0%
89		2	<div><div></div></div> 0.0%
96	拒答/無意見	6	<div><div></div></div> 0.0%

# e11_2_10: E11-2.想問您不想要參加職業訓練的原因?(可複選)：家人生病，需要照顧			
Value	Label	Cases	Percentage
98	跳答	8963	<div><div></div></div> 17.3%
99	遺漏值	2204	<div><div></div></div> 4.2%
898		1	0.0%
Warning: these figures indicate the number of cases found in the data file. They cannot be interpreted as summary statistics of the population of interest.			
# e11_2_11: E11-2.想問您不想要參加職業訓練的原因?(可複選)：身體狀況不佳			
Information	[Type= discrete] [Format=numeric] [Range= 0-898] [Missing=*]		
Statistics [NW/ W]	[Valid=51928 /-] [Invalid=0 /-]		
Value	Label	Cases	Percentage
0	沒選	33424	<div><div></div></div> 64.4%
1	有選	7330	<div><div></div></div> 14.1%
96	拒答/無意見	6	0.0%
98	跳答	8962	<div><div></div></div> 17.3%
99	遺漏值	2204	<div><div></div></div> 4.2%
898		2	0.0%
Warning: these figures indicate the number of cases found in the data file. They cannot be interpreted as summary statistics of the population of interest.			
# e11_2_12: E11-2.想問您不想要參加職業訓練的原因?(可複選)：家務太忙			
Information	[Type= discrete] [Format=numeric] [Range= 0-969] [Missing=*]		
Statistics [NW/ W]	[Valid=51926 /-] [Invalid=2 /-]		
Value	Label	Cases	Percentage
0	沒選	33160	<div><div></div></div> 63.9%
1	有選	7593	<div><div></div></div> 14.6%
96	拒答/無意見	6	0.0%
98	跳答	8963	<div><div></div></div> 17.3%
99	遺漏值	2201	<div><div></div></div> 4.2%
969		3	0.0%
Sysmiss		2	
Warning: these figures indicate the number of cases found in the data file. They cannot be interpreted as summary statistics of the population of interest.			
# e11_2_13: E11-2.想問您不想要參加職業訓練的原因?(可複選)：結婚或生育			
Information	[Type= discrete] [Format=numeric] [Range= 0-969] [Missing=*]		
Statistics [NW/ W]	[Valid=51928 /-] [Invalid=0 /-]		
Value	Label	Cases	Percentage
0	沒選	39228	<div><div></div></div> 75.5%
1	有選	1515	<div><div></div></div> 2.9%
96	拒答/無意見	6	0.0%
98	跳答	8975	<div><div></div></div> 17.3%
99	遺漏值	2202	<div><div></div></div> 4.2%
969		2	0.0%
Warning: these figures indicate the number of cases found in the data file. They cannot be interpreted as summary statistics of the population of interest.			
# e11_2_14: E11-2.想問您不想要參加職業訓練的原因?(可複選)：其他			
Information	[Type= discrete] [Format=numeric] [Range= 0-99] [Missing=*]		
Statistics [NW/ W]	[Valid=51928 /-] [Invalid=0 /-]		

# e11_2_14: E11-2.想問您不想要參加職業訓練的原因?(可複選)：其他			
Value	Label	Cases	Percentage
0	沒選	34214	<div><div></div></div> 65.9%
1	有選	6750	<div><div></div></div> 13.0%
2		4	0.0%
96	拒答/無意見	6	0.0%
98	跳答	8828	<div><div></div></div> 17.0%
99	遺漏值	2126	<div><div></div></div> 4.1%
Warning: these figures indicate the number of cases found in the data file. They cannot be interpreted as summary statistics of the population of interest.			
# e12_1: E12.請問您目前需要政府提供什麼就業服務?(可複選)：就業資訊			
Information	[Type= discrete] [Format=numeric] [Range= 0-99] [Missing=*]		
Statistics [NW/ W]	[Valid=51928 /-] [Invalid=0 /-]		
Value	Label	Cases	Percentage
0	沒選	41305	<div><div></div></div> 79.5%
1	有選	8083	<div><div></div></div> 15.6%
2		1	0.0%
9		1	0.0%
10		5	0.0%
80		2	0.0%
96		2	0.0%
98	跳答	1416	<div><div></div></div> 2.7%
99	遺漏值	1113	<div><div></div></div> 2.1%
Warning: these figures indicate the number of cases found in the data file. They cannot be interpreted as summary statistics of the population of interest.			
# e12_2: E12.請問您目前需要政府提供什麼就業服務?(可複選)：就業諮詢			
Information	[Type= discrete] [Format=numeric] [Range= 0-99] [Missing=*]		
Statistics [NW/ W]	[Valid=51920 /-] [Invalid=8 /-]		
Value	Label	Cases	Percentage
0	沒選	46013	<div><div></div></div> 88.6%
1	有選	4640	<div><div></div></div> 8.9%
98	跳答	310	0.6%
99	遺漏值	957	<div><div></div></div> 1.8%
Sysmiss		8	
Warning: these figures indicate the number of cases found in the data file. They cannot be interpreted as summary statistics of the population of interest.			
# e12_3: E12.請問您目前需要政府提供什麼就業服務?(可複選)：就業媒合			
Information	[Type= discrete] [Format=numeric] [Range= 0-99] [Missing=*]		
Statistics [NW/ W]	[Valid=51925 /-] [Invalid=3 /-]		
Value	Label	Cases	Percentage
0	沒選	47340	<div><div></div></div> 91.2%
1	有選	3315	<div><div></div></div> 6.4%
3		4	0.0%
98	跳答	310	0.6%
99	遺漏值	956	<div><div></div></div> 1.8%
Sysmiss		3	
Warning: these figures indicate the number of cases found in the data file. They cannot be interpreted as summary statistics of the population of interest.			

# e12_4: E12.請問您目前需要政府提供什麼就業服務?(可複選)：生涯輔導			
Information	[Type= discrete] [Format=numeric] [Range= 0-99] [Missing=*]		
Statistics [NW/ W]	[Valid=51928 /-] [Invalid=0 /-]		
Value	Label	Cases	Percentage
0	沒選	48738	<div><div></div></div> 93.9%
1	有選	1909	<div><div></div></div> 3.7%
3		2	<div><div></div></div> 0.0%
98	跳答	323	<div><div></div></div> 0.6%
99	遺漏值	956	<div><div></div></div> 1.8%
Warning: these figures indicate the number of cases found in the data file. They cannot be interpreted as summary statistics of the population of interest.			
# e12_5: E12.請問您目前需要政府提供什麼就業服務?(可複選)：就業座談會			
Information	[Type= discrete] [Format=numeric] [Range= 0-99] [Missing=*]		
Statistics [NW/ W]	[Valid=51928 /-] [Invalid=0 /-]		
Value	Label	Cases	Percentage
0	沒選	49520	<div><div></div></div> 95.4%
1	有選	1133	<div><div></div></div> 2.2%
98	跳答	319	<div><div></div></div> 0.6%
99	遺漏值	956	<div><div></div></div> 1.8%
Warning: these figures indicate the number of cases found in the data file. They cannot be interpreted as summary statistics of the population of interest.			
# e12_6: E12.請問您目前需要政府提供什麼就業服務?(可複選)：創業輔導			
Information	[Type= discrete] [Format=numeric] [Range= 0-99] [Missing=*]		
Statistics [NW/ W]	[Valid=51928 /-] [Invalid=0 /-]		
Value	Label	Cases	Percentage
0	沒選	48451	<div><div></div></div> 93.3%
1	有選	2200	<div><div></div></div> 4.2%
98	跳答	321	<div><div></div></div> 0.6%
99	遺漏值	956	<div><div></div></div> 1.8%
Warning: these figures indicate the number of cases found in the data file. They cannot be interpreted as summary statistics of the population of interest.			
# e12_7: E12.請問您目前需要政府提供什麼就業服務?(可複選)：勞動合作社輔導			
Information	[Type= discrete] [Format=numeric] [Range= 0-99] [Missing=*]		
Statistics [NW/ W]	[Valid=51923 /-] [Invalid=5 /-]		
Value	Label	Cases	Percentage
0	沒選	49744	<div><div></div></div> 95.8%
1	有選	896	<div><div></div></div> 1.7%
98	跳答	327	<div><div></div></div> 0.6%
99	遺漏值	956	<div><div></div></div> 1.8%
Sysmiss		5	
Warning: these figures indicate the number of cases found in the data file. They cannot be interpreted as summary statistics of the population of interest.			
# e12_8: E12.請問您目前需要政府提供什麼就業服務?(可複選)：其他			
Information	[Type= discrete] [Format=numeric] [Range= 0-99] [Missing=*]		
Statistics [NW/ W]	[Valid=51924 /-] [Invalid=4 /-]		
Value	Label	Cases	Percentage
0	沒選	48780	<div><div></div></div> 93.9%
1	有選	1861	<div><div></div></div> 3.6%

# e12_8: E12.請問您目前需要政府提供什麼就業服務?(可複選)：其他			
Value	Label	Cases	Percentage
98	跳答	327	0.6%
99	遺漏值	956	1.8%
Sysmiss		4	
Warning: these figures indicate the number of cases found in the data file. They cannot be interpreted as summary statistics of the population of interest.			
# e12_9: E12.請問您目前需要政府提供什麼就業服務?(可複選)：都不需要			
Information	[Type= discrete] [Format=numeric] [Range= 0-99] [Missing=*]		
Statistics [NW/ W]	[Valid=51923 /-] [Invalid=5 /-]		
Value	Label	Cases	Percentage
0	沒選	15971	30.8%
1	有選	34679	66.8%
2		5	0.0%
98	跳答	340	0.7%
99	遺漏值	928	1.8%
Sysmiss		5	
Warning: these figures indicate the number of cases found in the data file. They cannot be interpreted as summary statistics of the population of interest.			
# e13_1: E13.請問您目前有沒有參加下列社會保險?(可複選)：全民健康保險(跳答E14)			
Information	[Type= discrete] [Format=numeric] [Range= 0-99] [Missing=*]		
Statistics [NW/ W]	[Valid=51921 /-] [Invalid=7 /-]		
Value	Label	Cases	Percentage
0	沒選	7931	15.3%
1	有選	43476	83.7%
2		3	0.0%
80		6	0.0%
81		2	0.0%
98	跳答	205	0.4%
99	遺漏值	298	0.6%
Sysmiss		7	
Warning: these figures indicate the number of cases found in the data file. They cannot be interpreted as summary statistics of the population of interest.			
# e13_2: E13.請問您目前有沒有參加下列社會保險?(可複選)：勞工保險(跳答E14)			
Information	[Type= discrete] [Format=numeric] [Range= 0-99] [Missing=*]		
Statistics [NW/ W]	[Valid=51911 /-] [Invalid=17 /-]		
Value	Label	Cases	Percentage
0	沒選	32127	61.9%
1	有選	19390	37.4%
2		1	0.0%
80		2	0.0%
98	跳答	179	0.3%
99	遺漏值	212	0.4%
Sysmiss		17	
Warning: these figures indicate the number of cases found in the data file. They cannot be interpreted as summary statistics of the population of interest.			
# e13_3: E13.請問您目前有沒有參加下列社會保險?(可複選)：農民健康保險(跳答E14)			
Information	[Type= discrete] [Format=numeric] [Range= 0-99] [Missing=*]		
Statistics [NW/ W]	[Valid=51923 /-] [Invalid=5 /-]		

# e13_3: E13.請問您目前有沒有參加下列社會保險?(可複選)：農民健康保險(跳答E14)			
Value	Label	Cases	Percentage
0	沒選	45312	<div><div></div></div> 87.3%
1	有選	6220	<div><div></div></div> 12.0%
10		2	0.0%
98	跳答	179	0.3%
99	遺漏值	210	0.4%
Sysmiss		5	
Warning: these figures indicate the number of cases found in the data file. They cannot be interpreted as summary statistics of the population of interest.			
# e13_4: E13.請問您目前有沒有參加下列社會保險?(可複選)：漁民保險(跳答E14)			
Information	[Type= discrete] [Format=numeric] [Range= 0-99] [Missing=*]		
Statistics [NW/ W]	[Valid=51925 /-] [Invalid=3 /-]		
Value	Label	Cases	Percentage
0	沒選	50855	<div><div></div></div> 97.9%
1	有選	682	<div><div></div></div> 1.3%
98	跳答	179	0.3%
99	遺漏值	209	0.4%
Sysmiss		3	
Warning: these figures indicate the number of cases found in the data file. They cannot be interpreted as summary statistics of the population of interest.			
# e13_5: E13.請問您目前有沒有參加下列社會保險?(可複選)：公保(跳答E14)			
Information	[Type= discrete] [Format=numeric] [Range= 0-99] [Missing=*]		
Statistics [NW/ W]	[Valid=51927 /-] [Invalid=1 /-]		
Value	Label	Cases	Percentage
0	沒選	50267	<div><div></div></div> 96.8%
1	有選	1272	<div><div></div></div> 2.4%
98	跳答	179	0.3%
99	遺漏值	209	0.4%
Sysmiss		1	
Warning: these figures indicate the number of cases found in the data file. They cannot be interpreted as summary statistics of the population of interest.			
# e13_6: E13.請問您目前有沒有參加下列社會保險?(可複選)：軍保(跳答E14)			
Information	[Type= discrete] [Format=numeric] [Range= 0-99] [Missing=*]		
Statistics [NW/ W]	[Valid=51925 /-] [Invalid=3 /-]		
Value	Label	Cases	Percentage
0	沒選	49814	<div><div></div></div> 95.9%
1	有選	1719	<div><div></div></div> 3.3%
98	跳答	183	0.4%
99	遺漏值	209	0.4%
Sysmiss		3	
Warning: these figures indicate the number of cases found in the data file. They cannot be interpreted as summary statistics of the population of interest.			
# e13_7: E13.請問您目前有沒有參加下列社會保險?(可複選)：國民年金(跳答E14)			
Information	[Type= discrete] [Format=numeric] [Range= 0-99] [Missing=*]		
Statistics [NW/ W]	[Valid=51924 /-] [Invalid=4 /-]		
Value	Label	Cases	Percentage
0	沒選	47600	<div><div></div></div> 91.7%



# e13_7: E13.請問您目前有沒有參加下列社會保險?(可複選)：國民年金(跳答E14)			
Value	Label	Cases	Percentage
1	有選	3933	<div><div></div></div> 7.6%
7		1	0.0%
98	跳答	181	0.3%
99	遺漏值	209	0.4%
Sysmiss		4	
Warning: these figures indicate the number of cases found in the data file. They cannot be interpreted as summary statistics of the population of interest.			
# e13_8: E13.請問您目前有沒有參加下列社會保險?(可複選)：其他(跳答E14)			
Information	[Type= discrete] [Format=numeric] [Range= 0-99] [Missing=*]		
Statistics [NW/ W]	[Valid=51926 /-] [Invalid=2 /-]		
Value	Label	Cases	Percentage
0	沒選	50605	<div><div></div></div> 97.5%
1	有選	932	<div><div></div></div> 1.8%
98	跳答	180	0.3%
99	遺漏值	209	0.4%
Sysmiss		2	
Warning: these figures indicate the number of cases found in the data file. They cannot be interpreted as summary statistics of the population of interest.			
# e13_9: E13.請問您目前有沒有參加下列社會保險?(可複選)：沒有參加任何社會保險			
Information	[Type= discrete] [Format=numeric] [Range= 0-99] [Missing=*]		
Statistics [NW/ W]	[Valid=51928 /-] [Invalid=0 /-]		
Value	Label	Cases	Percentage
0	沒選	49362	<div><div></div></div> 95.1%
1	有選	880	<div><div></div></div> 1.7%
98	跳答	1477	<div><div></div></div> 2.8%
99	遺漏值	209	0.4%
Warning: these figures indicate the number of cases found in the data file. They cannot be interpreted as summary statistics of the population of interest.			
# e13_1_1: E13-1.請問您沒有參加社會保險的原因?(可複選)：不知道有這些保險			
Information	[Type= discrete] [Format=numeric] [Range= 0-898] [Missing=*]		
Statistics [NW/ W]	[Valid=51928 /-] [Invalid=0 /-]		
Value	Label	Cases	Percentage
0	沒選	6982	<div><div></div></div> 13.4%
1	有選(跳答E14)	209	0.4%
8		4	0.0%
9		3	0.0%
98	跳答	44538	<div><div></div></div> 85.8%
99	遺漏值	185	0.4%
898		7	0.0%
Warning: these figures indicate the number of cases found in the data file. They cannot be interpreted as summary statistics of the population of interest.			
# e13_1_2: E13-1.請問您沒有參加社會保險的原因?(可複選)：不知道如何參加			
Information	[Type= discrete] [Format=numeric] [Range= 0-898] [Missing=*]		
Statistics [NW/ W]	[Valid=51928 /-] [Invalid=0 /-]		
Value	Label	Cases	Percentage
0	沒選	1725	<div><div></div></div> 3.3%

# e13_1_2: E13-1.請問您沒有參加社會保險的原因?(可複選)：不知道如何參加			
Value	Label	Cases	Percentage
1	有選(跳答E14)	57	0.1%
8		1	0.0%
98	跳答	49952	96.2%
99	遺漏值	192	0.4%
898		1	0.0%
Warning: these figures indicate the number of cases found in the data file. They cannot be interpreted as summary statistics of the population of interest.			
# e13_1_3: E13-1.請問您沒有參加社會保險的原因?(可複選)：參加條件太嚴苛			
Information	[Type= discrete] [Format=numeric] [Range= 0-99] [Missing=*]		
Statistics [NW/ W]	[Valid=51928 /-] [Invalid=0 /-]		
Value	Label	Cases	Percentage
0	沒選	1765	3.4%
1	有選(跳答E14)	13	0.0%
9		4	0.0%
98	跳答	49954	96.2%
99	遺漏值	192	0.4%
Warning: these figures indicate the number of cases found in the data file. They cannot be interpreted as summary statistics of the population of interest.			
# e13_1_4: E13-1.請問您沒有參加社會保險的原因?(可複選)：申請手續麻煩			
Information	[Type= discrete] [Format=numeric] [Range= 0-898] [Missing=*]		
Statistics [NW/ W]	[Valid=51928 /-] [Invalid=0 /-]		
Value	Label	Cases	Percentage
0	沒選	1756	3.4%
1	有選(跳答E14)	25	0.0%
9		1	0.0%
98	跳答	49950	96.2%
99	遺漏值	192	0.4%
898		4	0.0%
Warning: these figures indicate the number of cases found in the data file. They cannot be interpreted as summary statistics of the population of interest.			
# e13_1_5: E13-1.請問您沒有參加社會保險的原因?(可複選)：不需要參加			
Information	[Type= discrete] [Format=numeric] [Range= 0-99] [Missing=*]		
Statistics [NW/ W]	[Valid=51928 /-] [Invalid=0 /-]		
Value	Label	Cases	Percentage
0	沒選	1483	2.9%
1	有選(跳答E14)	304	0.6%
9		13	0.0%
98	跳答	49936	96.2%
99	遺漏值	192	0.4%
Warning: these figures indicate the number of cases found in the data file. They cannot be interpreted as summary statistics of the population of interest.			
# e13_1_6: E13-1.請問您沒有參加社會保險的原因?(可複選)：沒有多餘的錢投保			
Information	[Type= discrete] [Format=numeric] [Range= 0-898] [Missing=*]		
Statistics [NW/ W]	[Valid=51928 /-] [Invalid=0 /-]		
Value	Label	Cases	Percentage
0	沒選	1294	2.5%

# e13_1_6: E13-1.請問您沒有參加社會保險的原因?(可複選)：沒有多餘的錢投保			
Value	Label	Cases	Percentage
1	有選(跳答E14)	489	<div><div></div></div> 0.9%
9		25	<div><div></div></div> 0.0%
89		1	<div><div></div></div> 0.0%
98	跳答	49919	<div><div></div></div> 96.1%
99	遺漏值	192	<div><div></div></div> 0.4%
898		8	<div><div></div></div> 0.0%
Warning: these figures indicate the number of cases found in the data file. They cannot be interpreted as summary statistics of the population of interest.			
# e13_1_7: E13-1.請問您沒有參加社會保險的原因?(可複選)：其他			
Information	[Type= discrete] [Format=numeric] [Range= 0-898] [Missing=*]		
Statistics [NW/ W]	[Valid=51928 /-] [Invalid=0 /-]		
Value	Label	Cases	Percentage
0	沒選	2446	<div><div></div></div> 4.7%
1	有選(跳答E14)	610	<div><div></div></div> 1.2%
9		24	<div><div></div></div> 0.0%
80		1	<div><div></div></div> 0.0%
89		2	<div><div></div></div> 0.0%
98	跳答	48622	<div><div></div></div> 93.6%
99	遺漏值	204	<div><div></div></div> 0.4%
898		19	<div><div></div></div> 0.0%
Warning: these figures indicate the number of cases found in the data file. They cannot be interpreted as summary statistics of the population of interest.			
# e14_1: E14.除了社會保險之外，請問您目前是否有參加其他的商業保險?(可複選)：意外保險(含學生平安保險)			
Information	[Type= discrete] [Format=numeric] [Range= 0-980] [Missing=*]		
Statistics [NW/ W]	[Valid=51928 /-] [Invalid=0 /-]		
Value	Label	Cases	Percentage
0	沒選	31401	<div><div></div></div> 60.5%
1	有選(跳答E14)	13991	<div><div></div></div> 26.9%
5		3	<div><div></div></div> 0.0%
9		6	<div><div></div></div> 0.0%
11		1	<div><div></div></div> 0.0%
20		3	<div><div></div></div> 0.0%
50		1	<div><div></div></div> 0.0%
80		3	<div><div></div></div> 0.0%
81		8	<div><div></div></div> 0.0%
98	跳答	5652	<div><div></div></div> 10.9%
99	遺漏值	849	<div><div></div></div> 1.6%
898		4	<div><div></div></div> 0.0%
980		6	<div><div></div></div> 0.0%
Warning: these figures indicate the number of cases found in the data file. They cannot be interpreted as summary statistics of the population of interest.			
# e14_2: E14.除了社會保險之外，請問您目前是否有參加其他的商業保險?(可複選)：壽險			
Information	[Type= discrete] [Format=numeric] [Range= 0-980] [Missing=*]		
Statistics [NW/ W]	[Valid=51928 /-] [Invalid=0 /-]		
Value	Label	Cases	Percentage
0	沒選	39628	<div><div></div></div> 76.3%

# e14_2: E14.除了社會保險之外，請問您目前是否有參加其他的商業保險?(可複選)：壽險			
Value	Label	Cases	Percentage
1	有選	11055	<div><div></div></div> 21.3%
2		5	0.0%
9		2	0.0%
11		4	0.0%
20		1	0.0%
98	跳答	300	0.6%
99	遺漏值	932	1.8%
980		1	0.0%
Warning: these figures indicate the number of cases found in the data file. They cannot be interpreted as summary statistics of the population of interest.			
# e14_3: E14.除了社會保險之外，請問您目前是否有參加其他的商業保險?(可複選)：醫療險			
Information	[Type= discrete] [Format=numeric] [Range= 0-99] [Missing=*]		
Statistics [NW/ W]	[Valid=51928 /-] [Invalid=0 /-]		
Value	Label	Cases	Percentage
0	沒選	39145	<div><div></div></div> 75.4%
1	有選	11543	<div><div></div></div> 22.2%
3		2	0.0%
9		2	0.0%
11		1	0.0%
98	跳答	304	0.6%
99	遺漏值	931	1.8%
Warning: these figures indicate the number of cases found in the data file. They cannot be interpreted as summary statistics of the population of interest.			
# e14_4: E14.除了社會保險之外，請問您目前是否有參加其他的商業保險?(可複選)：其他			
Information	[Type= discrete] [Format=numeric] [Range= 0-99] [Missing=*]		
Statistics [NW/ W]	[Valid=51926 /-] [Invalid=2 /-]		
Value	Label	Cases	Percentage
0	沒選	48308	<div><div></div></div> 93.0%
1	有選	2382	<div><div></div></div> 4.6%
2		1	0.0%
9		3	0.0%
98	跳答	301	0.6%
99	遺漏值	931	1.8%
Sysmiss		2	
Warning: these figures indicate the number of cases found in the data file. They cannot be interpreted as summary statistics of the population of interest.			
# e14_5: E14.除了社會保險之外，請問您目前是否有參加其他的商業保險?(可複選)：沒有參加其他的保險			
Information	[Type= discrete] [Format=numeric] [Range= 0-99] [Missing=*]		
Statistics [NW/ W]	[Valid=51923 /-] [Invalid=5 /-]		
Value	Label	Cases	Percentage
0	沒選	26043	<div><div></div></div> 50.2%
1	有選	24595	<div><div></div></div> 47.4%
2		7	0.0%
9		1	0.0%
98	跳答	310	0.6%
99	遺漏值	967	1.9%

# e14_5: E14.除了社會保險之外，請問您目前是否有參加其他的商業保險?(可複選)：沒有參加其他的保險			
Value	Label	Cases	Percentage
Sysmiss		5	
Warning: these figures indicate the number of cases found in the data file. They cannot be interpreted as summary statistics of the population of interest.			
# e15_1: E15.如果有工作職缺要通知您，請問您希望透過哪些方式?(可複選)：實體郵件寄送			
Information	[Type= discrete] [Format=numeric] [Range= 0-99] [Missing=*]		
Statistics [NW/ W]	[Valid=51928 /-] [Invalid=0 /-]		
Value	Label	Cases	Percentage
0	沒選	35845	<div></div> 69.0%
1	有選	14603	<div></div> 28.1%
2		1	0.0%
98	跳答	295	0.6%
99	遺漏值	1184	2.3%
Warning: these figures indicate the number of cases found in the data file. They cannot be interpreted as summary statistics of the population of interest.			
# e15_2: E15.如果有工作職缺要通知您，請問您希望透過哪些方式?(可複選)：教會			
Information	[Type= discrete] [Format=numeric] [Range= 0-99] [Missing=*]		
Statistics [NW/ W]	[Valid=51928 /-] [Invalid=0 /-]		
Value	Label	Cases	Percentage
0	沒選	46747	<div></div> 90.0%
1	有選	3706	<div></div> 7.1%
5		3	0.0%
98	跳答	273	0.5%
99	遺漏值	1199	2.3%
Warning: these figures indicate the number of cases found in the data file. They cannot be interpreted as summary statistics of the population of interest.			
# e15_3: E15.如果有工作職缺要通知您，請問您希望透過哪些方式?(可複選)：就業服務員			
Information	[Type= discrete] [Format=numeric] [Range= 0-99] [Missing=*]		
Statistics [NW/ W]	[Valid=51928 /-] [Invalid=0 /-]		
Value	Label	Cases	Percentage
0	沒選	44079	<div></div> 84.9%
1	有選	6388	<div></div> 12.3%
2		4	0.0%
3		4	0.0%
98	跳答	270	0.5%
99	遺漏值	1183	2.3%
Warning: these figures indicate the number of cases found in the data file. They cannot be interpreted as summary statistics of the population of interest.			
# e15_4: E15.如果有工作職缺要通知您，請問您希望透過哪些方式?(可複選)：電子郵件寄送			
Information	[Type= discrete] [Format=numeric] [Range= 0-99] [Missing=*]		
Statistics [NW/ W]	[Valid=51928 /-] [Invalid=0 /-]		
Value	Label	Cases	Percentage
0	沒選	48502	<div></div> 93.4%
1	有選	1957	<div></div> 3.8%
3		2	0.0%
98	跳答	269	0.5%
99	遺漏值	1198	2.3%

# e15_4: E15.如果有工作職缺要通知您，請問您希望透過哪些方式?(可複選)：電子郵件寄送			
Warning: these figures indicate the number of cases found in the data file. They cannot be interpreted as summary statistics of the population of interest.			
# e15_5: E15.如果有工作職缺要通知您，請問您希望透過哪些方式?(可複選)：電話通知			
Information		[Type= discrete] [Format=numeric] [Range= 0-99] [Missing=*]	
Statistics [NW/ W]		[Valid=51928 /-] [Invalid=0 /-]	
Value	Label	Cases	Percentage
0	沒選	43237	<div><div></div></div> 83.3%
1	有選	7270	<div><div></div></div> 14.0%
2		2	0.0%
5		1	0.0%
90		1	0.0%
98	跳答	265	0.5%
99	遺漏值	1152	<div><div></div></div> 2.2%
Warning: these figures indicate the number of cases found in the data file. They cannot be interpreted as summary statistics of the population of interest.			
# e15_6: E15.如果有工作職缺要通知您，請問您希望透過哪些方式?(可複選)：其他			
Information		[Type= discrete] [Format=numeric] [Range= 0-99] [Missing=*]	
Statistics [NW/ W]		[Valid=51919 /-] [Invalid=9 /-]	
Value	Label	Cases	Percentage
0	沒選	27824	<div><div></div></div> 53.6%
1	有選	22911	<div><div></div></div> 44.1%
2		8	0.0%
9		2	0.0%
80		1	0.0%
81		3	0.0%
98	跳答	256	0.5%
99	遺漏值	914	<div><div></div></div> 1.8%
Sysmiss		9	
Warning: these figures indicate the number of cases found in the data file. They cannot be interpreted as summary statistics of the population of interest.			
# weight: 權重			
Information		[Type= continuous] [Format=numeric] [Range= 9.0789144043218e-08-722.135281231126] [Missing=*]	
Statistics [NW/ W]		[Valid=50750 /-] [Invalid=1178 /-] [Mean=0.989 /-] [StdDev=12.031 /-]	
# season: 季別			
Information		[Type= discrete] [Format=numeric] [Range= 1-4] [Missing=*]	
Statistics [NW/ W]		[Valid=51928 /-] [Invalid=0 /-]	
Value	Label	Cases	Percentage
1	第一季	13928	<div><div></div></div> 26.8%
2	第二季	12218	<div><div></div></div> 23.5%
3	第三季	12780	<div><div></div></div> 24.6%
4	第四季	13002	<div><div></div></div> 25.0%
Warning: these figures indicate the number of cases found in the data file. They cannot be interpreted as summary statistics of the population of interest.			