

台灣 (Taiwan, ROC)

郭光明

醫院員工持續遵循電子病歷隱私保護政策影響因素之研究：期望確認理論觀點

Study Documentation

March 5, 2020

Metadata Production

| | |
|----------------------|--|
| Metadata Producer(s) | 學術調查研究資料庫(Survey Research Data Archive) (SRDA) , 中央研究院人社中心調查研究 專題中心 , DDI文件製作 |
| Production Date | March 5, 2020 |
| Version | 2.0版, 參考IHSN Nesstar Template修改 |
| Identification | E10426 |

Table of Contents

| | |
|--|--------------------|
| Overview..... | 4 |
| Scope & Coverage..... | 4 |
| Producers & Sponsors..... | 4 |
| Data Collection..... | 4 |
| Data Processing & Appraisal..... | 5 |
| Accessibility..... | 5 |
| Files Description..... | 6 |
| data..... | 6 |
| Variables Group(s)..... | 7 |
| 基本資料..... | 7 |
| 問卷題項..... | 7 |
| Variables Description..... | 9 |
| data..... | 10 |

醫院員工持續遵循電子病歷隱私保護政策影響因素之研究：期望確認理論觀點
An Investigation of Determinants of Hospital Staff's Continued Adherence to Privacy Policy of Electronic Medical Records---The Expectation Confirmation Theory Perspective

| Overview | |
|---|-------------------------------------|
| Identification | E10426 |
| Version | Production Date: 2021-08-01 v1.0 |
| <p>Abstract</p> <p>在電子病歷的實施下，儘管受到法律規範和技術控管，仍無法完全避免資訊外洩的狀況。本研究透過「期望確認理論」，將醫院員工視為內部顧客，探討醫院員工持續遵循電子病歷資訊隱私保護政策之影響因素。</p> <p>以國內一家大型醫學中心具電子病歷使用權限之員工為對象，本研究於2016年2月1日至2016年3月31日使用問卷蒐集資料，共回收298份有效問卷。</p> <p>研究結果顯示：「期望確認」分別對於「認知有用性」與「滿意度」具正向顯著的影響，「認知有用性」對於「滿意度」亦具正向顯著影響，但「認知有用性」與「滿意度」兩個變項，僅「認知有用性」對於醫院員工「持續遵循電子病歷隱私保護政策行為意圖」有正向顯著的影響。此外，「自我效能」、「習慣」與「實施狀況」則對於醫院員工「持續遵循電子病歷隱私保護政策行為意圖」均有正向顯著的影響。</p> | |
| Kind of Data | 抽查 |
| Unit of Analysis | 個人 |

| Scope & Coverage | |
|--|------------------|
| Time Period(s) | 2016 |
| Countries | 台灣 (Taiwan, ROC) |
| <p>Geographic Coverage</p> <p>台灣南部某醫學中心</p> | |
| <p>Universe</p> <p>個案醫院中具電子病歷使用權限之員工</p> | |

| Producers & Sponsors | |
|--------------------------------|------------|
| Primary Investigator(s) | 郭光明 |
| Other Producer(s) | 義守大學醫務管理學系 |
| Funding Agency/ies | 科技部 |

| Data Collection | |
|------------------------------|------------------------------------|
| Data Collection Dates | start 2016-02-01 end 2016-03-31 |
| Time Period(s) | start 2015-08-01 end 2016-07-31 |

| | |
|-----------------------------|--------|
| Data Collection Mode | 留卷自填問卷 |
|-----------------------------|--------|

Data Processing & Appraisal

Data Editing

中央研究院人文社會科學研究中心調查研究專題中心所進行的資料整理方式，為不合理值檢核。

Accessibility

| | |
|--------------------------|--|
| Contact(s) | 學術調查研究資料庫(Survey Research Data Archive) (中央研究院人社中心調查研究專題中心) , https://srda.sinica.edu.tw , srda@gate.sinica.edu.tw |
| Distributor(s) | 學術調查研究資料庫(Survey Research Data Archive) |
| Depositor(s) | 義守大學醫務管理學系 |
| Access Conditions | |
| 標準版(一般會員、院內會員直接下載) | |

Files Description

Dataset contains 1 file(s)

| data | |
|---------------|-----|
| # Cases | 298 |
| # Variable(s) | 29 |

Variables Group(s)

Dataset contains 2 group(s)

| Group 基本資料 | | | | | | | |
|------------|------------|----------------|----------|--------------|-------|---------|----------|
| # | Name | Label | Type | Format | Valid | Invalid | Question |
| 1 | age | 年齡 | discrete | numeric-11.0 | 298 | 0 | - |
| 2 | gender | 性別 | discrete | numeric-11.0 | 298 | 0 | - |
| 3 | education | 教育程度 | discrete | numeric-11.0 | 298 | 0 | - |
| 4 | type | 身份別 | discrete | numeric-11.0 | 298 | 0 | - |
| 5 | experience | 醫護/行政工作年資 | discrete | numeric-11.0 | 298 | 0 | - |
| 6 | knowledge | 是否知道電子病歷隱私保護政策 | discrete | numeric-11.0 | 298 | 0 | - |

| Group 問卷題項 | | | | | | | |
|------------|------|--------------------------------|----------|--------------|-------|---------|----------|
| # | Name | Label | Type | Format | Valid | Invalid | Question |
| 1 | cfm1 | 遵循電子病歷隱私保護政策的經驗比我預期的還好 | discrete | numeric-11.0 | 298 | 0 | - |
| 2 | cfm2 | 電子病歷隱私保護政策的實施程度比我預期的還好 | discrete | numeric-11.0 | 298 | 0 | - |
| 3 | cfm3 | 整體而言，大部分我對於電子病歷隱私保護政策的期望醫院都做到了 | discrete | numeric-11.0 | 298 | 0 | - |
| 4 | pu1 | 遵循電子病歷隱私保護政策對我是有幫助的 | discrete | numeric-11.0 | 298 | 0 | - |
| 5 | pu2 | 遵循電子病歷隱私保護政策的優點比缺點多 | discrete | numeric-11.0 | 298 | 0 | - |
| 6 | pu3 | 整體而言，遵循電子病歷隱私保護政策是有益的 | discrete | numeric-11.0 | 298 | 0 | - |
| 7 | sat1 | 我對於遵循電子病歷隱私保護政策決定是滿意的 | discrete | numeric-11.0 | 298 | 0 | - |
| 8 | sat2 | 遵循電子病歷隱私保護政策是一個聰明決定 | discrete | numeric-11.0 | 298 | 0 | - |
| 9 | sat3 | 我很高興之前決定遵循電子病歷隱私保護政策 | discrete | numeric-11.0 | 298 | 0 | - |
| 10 | sat4 | 遵循電子病歷隱私保護政策的經驗讓我感到滿意 | discrete | numeric-11.0 | 298 | 0 | - |
| 11 | se1 | 即使沒有其他人幫忙，我也能遵循電子病歷隱私保護政策 | discrete | numeric-11.0 | 298 | 0 | - |
| 12 | se2 | 只要有足夠時間，我就能完整遵循電子病歷隱私保護政策 | discrete | numeric-11.0 | 298 | 0 | - |
| 13 | se3 | 即使只有參考手冊或文件，我還是能遵循電子病歷隱私保護政策 | discrete | numeric-11.0 | 298 | 0 | - |
| 14 | se4 | 我對於遵循電子病歷隱私保護政策有足夠的信心 | discrete | numeric-11.0 | 298 | 0 | - |

| # | Name | Label | Type | Format | Valid | Invalid | Question |
|----|-------|-------------------------------------|----------|--------------|-------|---------|----------|
| 15 | fc1 | 我有足夠資源(例如作業規範、電腦軟體或硬體)來遵循電子病歷隱私保護政策 | discrete | numeric-11.0 | 298 | 0 | - |
| 16 | fc2 | 在醫院工作時，我能隨時隨地遵循電子病歷隱私保護政策 | discrete | numeric-11.0 | 298 | 0 | - |
| 17 | fc3 | 我能自己決定是否遵循電子病歷隱私保護政策 | discrete | numeric-11.0 | 298 | 0 | - |
| 18 | ha1 | 對我而言，遵循電子病歷隱私保護政策已經變成自覺反應 | discrete | numeric-11.0 | 298 | 0 | - |
| 19 | ha2 | 對我而言，遵循電子病歷隱私保護政策是很自然的 | discrete | numeric-11.0 | 298 | 0 | - |
| 20 | ha3 | 執行病人照護相關工作時，遵循電子病歷隱私保護政策是很明顯需要的 | discrete | numeric-11.0 | 298 | 0 | - |
| 21 | cont1 | 我會繼續遵循電子病歷隱私保護政策 | discrete | numeric-11.0 | 298 | 0 | - |
| 22 | cont2 | 我將遵循醫院電子病歷隱私保護政策，而不會以其他方法來保護電子病歷 | discrete | numeric-11.0 | 298 | 0 | - |
| 23 | cont3 | 如果工作上能接觸電子病歷，我會繼續遵守電子病歷隱私保護政策 | discrete | numeric-11.0 | 298 | 0 | - |

Variables Description

Dataset contains 29 variable(s)

| | | | |
|--|--|--------------|------------------------------|
| File : data | | | |
| # age: 年齡 | | | |
| Information | [Type= discrete] [Format=numeric] [Range= 1-5] [Missing=*] | | |
| Statistics [NW/ W] | [Valid=298 /-] [Invalid=0 /-] | | |
| Value | Label | Cases | Percentage |
| 1 | 20歲(含)以上~未滿30歲 | 60 | <div><div></div></div> 20.1% |
| 2 | 30歲(含)以上~未滿40歲 | 134 | <div><div></div></div> 45.0% |
| 3 | 40歲(含)以上~未滿50歲 | 87 | <div><div></div></div> 29.2% |
| 4 | 50歲(含)以上~未滿65歲 | 17 | <div><div></div></div> 5.7% |
| 5 | 其他 | 0 | |
| <i>Warning: these figures indicate the number of cases found in the data file. They cannot be interpreted as summary statistics of the population of interest.</i> | | | |
| # gender: 性別 | | | |
| Information | [Type= discrete] [Format=numeric] [Range= 1-2] [Missing=*] | | |
| Statistics [NW/ W] | [Valid=298 /-] [Invalid=0 /-] | | |
| Value | Label | Cases | Percentage |
| 1 | 男 | 135 | <div><div></div></div> 45.3% |
| 2 | 女 | 163 | <div><div></div></div> 54.7% |
| <i>Warning: these figures indicate the number of cases found in the data file. They cannot be interpreted as summary statistics of the population of interest.</i> | | | |
| # education: 教育程度 | | | |
| Information | [Type= discrete] [Format=numeric] [Range= 1-4] [Missing=*] | | |
| Statistics [NW/ W] | [Valid=298 /-] [Invalid=0 /-] | | |
| Value | Label | Cases | Percentage |
| 1 | 高中/職(含) | 4 | <div><div></div></div> 1.3% |
| 2 | 專科 | 12 | <div><div></div></div> 4.0% |
| 3 | 大學 | 207 | <div><div></div></div> 69.5% |
| 4 | 研究所(含)以上 | 75 | <div><div></div></div> 25.2% |
| <i>Warning: these figures indicate the number of cases found in the data file. They cannot be interpreted as summary statistics of the population of interest.</i> | | | |
| # type: 身份別 | | | |
| Information | [Type= discrete] [Format=numeric] [Range= 1-7] [Missing=*] | | |
| Statistics [NW/ W] | [Valid=298 /-] [Invalid=0 /-] | | |
| Value | Label | Cases | Percentage |
| 1 | 醫師 | 82 | <div><div></div></div> 27.5% |
| 2 | 護理人員 | 23 | <div><div></div></div> 7.7% |
| 3 | 放射師 | 31 | <div><div></div></div> 10.4% |
| 4 | 醫檢師 | 43 | <div><div></div></div> 14.4% |
| 5 | 藥師 | 30 | <div><div></div></div> 10.1% |
| 6 | 其他醫事人員 | 8 | <div><div></div></div> 2.7% |
| 7 | 行政人員 | 81 | <div><div></div></div> 27.2% |
| <i>Warning: these figures indicate the number of cases found in the data file. They cannot be interpreted as summary statistics of the population of interest.</i> | | | |
| # experience: 醫護/行政工作年資 | | | |
| Information | [Type= discrete] [Format=numeric] [Range= 1-4] [Missing=*] | | |
| Statistics [NW/ W] | [Valid=298 /-] [Invalid=0 /-] | | |

File : data

experience: 醫護/行政工作年資

| Value | Label | Cases | Percentage |
|-------|-------|-------|------------------------------|
| 1 | 1-3年 | 49 | <div><div></div></div> 16.4% |
| 2 | 4-6年 | 56 | <div><div></div></div> 18.8% |
| 3 | 7-9年 | 25 | <div><div></div></div> 8.4% |
| 4 | 10年以上 | 168 | <div><div></div></div> 56.4% |

Warning: these figures indicate the number of cases found in the data file. They cannot be interpreted as summary statistics of the population of interest.

knowledge: 是否知道電子病歷隱私保護政策

| | |
|--------------------|--|
| Information | [Type= discrete] [Format=numeric] [Range= 1-3] [Missing=*] |
| Statistics [NW/ W] | [Valid=298 /-] [Invalid=0 /-] |

| Value | Label | Cases | Percentage |
|-------|-----------|-------|------------------------------|
| 1 | 知道，也了解內容 | 182 | <div><div></div></div> 61.1% |
| 2 | 知道，但不了解內容 | 110 | <div><div></div></div> 36.9% |
| 3 | 不知道 | 6 | <div><div></div></div> 2.0% |

Warning: these figures indicate the number of cases found in the data file. They cannot be interpreted as summary statistics of the population of interest.

cfm1: 遵循電子病歷隱私保護政策的經驗比我預期的還好

| | |
|--------------------|--|
| Information | [Type= discrete] [Format=numeric] [Range= 1-7] [Missing=*] |
| Statistics [NW/ W] | [Valid=298 /-] [Invalid=0 /-] |

| Value | Label | Cases | Percentage |
|-------|-------|-------|------------------------------|
| 1 | 非常不同意 | 0 | |
| 2 | 很不同意 | 2 | <div><div></div></div> 0.7% |
| 3 | 不同意 | 17 | <div><div></div></div> 5.7% |
| 4 | 沒意見 | 79 | <div><div></div></div> 26.5% |
| 5 | 同意 | 138 | <div><div></div></div> 46.3% |
| 6 | 很同意 | 50 | <div><div></div></div> 16.8% |
| 7 | 非常同意 | 12 | <div><div></div></div> 4.0% |

Warning: these figures indicate the number of cases found in the data file. They cannot be interpreted as summary statistics of the population of interest.

cfm2: 電子病歷隱私保護政策的實施程度比我預期的還好

| | |
|--------------------|--|
| Information | [Type= discrete] [Format=numeric] [Range= 1-7] [Missing=*] |
| Statistics [NW/ W] | [Valid=298 /-] [Invalid=0 /-] |

| Value | Label | Cases | Percentage |
|-------|-------|-------|------------------------------|
| 1 | 非常不同意 | 0 | |
| 2 | 很不同意 | 0 | |
| 3 | 不同意 | 17 | <div><div></div></div> 5.7% |
| 4 | 沒意見 | 78 | <div><div></div></div> 26.2% |
| 5 | 同意 | 134 | <div><div></div></div> 45.0% |
| 6 | 很同意 | 56 | <div><div></div></div> 18.8% |
| 7 | 非常同意 | 13 | <div><div></div></div> 4.4% |

Warning: these figures indicate the number of cases found in the data file. They cannot be interpreted as summary statistics of the population of interest.

cfm3: 整體而言，大部分我對於電子病歷隱私保護政策的期望醫院都做到了

| | |
|--------------------|--|
| Information | [Type= discrete] [Format=numeric] [Range= 1-7] [Missing=*] |
| Statistics [NW/ W] | [Valid=298 /-] [Invalid=0 /-] |

File : data

cfm3: 整體而言，大部分我對於電子病歷隱私保護政策的期望醫院都做到了

| Value | Label | Cases | Percentage |
|-------|-------|-------|------------|
| 1 | 非常不同意 | 1 | 0.3% |
| 2 | 很不同意 | 0 | |
| 3 | 不同意 | 7 | 2.3% |
| 4 | 沒意見 | 63 | 21.1% |
| 5 | 同意 | 147 | 49.3% |
| 6 | 很同意 | 68 | 22.8% |
| 7 | 非常同意 | 12 | 4.0% |

Warning: these figures indicate the number of cases found in the data file. They cannot be interpreted as summary statistics of the population of interest.

pu1: 遵循電子病歷隱私保護政策對我是有幫助的

| | |
|--------------------|--|
| Information | [Type= discrete] [Format=numeric] [Range= 1-7] [Missing=*] |
| Statistics [NW/ W] | [Valid=298 /-] [Invalid=0 /-] |

| Value | Label | Cases | Percentage |
|-------|-------|-------|------------|
| 1 | 非常不同意 | 0 | |
| 2 | 很不同意 | 1 | 0.3% |
| 3 | 不同意 | 6 | 2.0% |
| 4 | 沒意見 | 37 | 12.4% |
| 5 | 同意 | 151 | 50.7% |
| 6 | 很同意 | 74 | 24.8% |
| 7 | 非常同意 | 29 | 9.7% |

Warning: these figures indicate the number of cases found in the data file. They cannot be interpreted as summary statistics of the population of interest.

pu2: 遵循電子病歷隱私保護政策的優點比缺點多

| | |
|--------------------|--|
| Information | [Type= discrete] [Format=numeric] [Range= 1-7] [Missing=*] |
| Statistics [NW/ W] | [Valid=298 /-] [Invalid=0 /-] |

| Value | Label | Cases | Percentage |
|-------|-------|-------|------------|
| 1 | 非常不同意 | 0 | |
| 2 | 很不同意 | 0 | |
| 3 | 不同意 | 8 | 2.7% |
| 4 | 沒意見 | 40 | 13.4% |
| 5 | 同意 | 138 | 46.3% |
| 6 | 很同意 | 82 | 27.5% |
| 7 | 非常同意 | 30 | 10.1% |

Warning: these figures indicate the number of cases found in the data file. They cannot be interpreted as summary statistics of the population of interest.



pu3: 整體而言，遵循電子病歷隱私保護政策是有益的

| | |
|--------------------|--|
| Information | [Type= discrete] [Format=numeric] [Range= 1-7] [Missing=*] |
| Statistics [NW/ W] | [Valid=298 /-] [Invalid=0 /-] |

| Value | Label | Cases | Percentage |
|-------|-------|-------|------------|
| 1 | 非常不同意 | 0 | |
| 2 | 很不同意 | 0 | |
| 3 | 不同意 | 2 | 0.7% |
| 4 | 沒意見 | 28 | 9.4% |
| 5 | 同意 | 153 | 51.3% |

File : data






pu3: 整體而言，遵循電子病歷隱私保護政策是有益的

| Value | Label | Cases | Percentage |
|-------|-------|-------|---|
| 6 | 很同意 | 81 |  27.2% |
| 7 | 非常同意 | 34 |  11.4% |

Warning: these figures indicate the number of cases found in the data file. They cannot be interpreted as summary statistics of the population of interest.

sat1: 我對於遵循電子病歷隱私保護政策決定是滿意的






| | |
|---------------------------|--|
| Information | [Type= discrete] [Format=numeric] [Range= 1-7] [Missing=*] |
| Statistics [NW/ W] | [Valid=298 /-] [Invalid=0 /-] |

| Value | Label | Cases | Percentage |
|-------|-------|-------|---|
| 1 | 非常不同意 | 0 | |
| 2 | 很不同意 | 0 | |
| 3 | 不同意 | 11 |  3.7% |
| 4 | 沒意見 | 44 |  14.8% |
| 5 | 同意 | 143 |  48.0% |
| 6 | 很同意 | 70 |  23.5% |
| 7 | 非常同意 | 30 |  10.1% |

Warning: these figures indicate the number of cases found in the data file. They cannot be interpreted as summary statistics of the population of interest.

sat2: 遵循電子病歷隱私保護政策是一個聰明決定







| | |
|---------------------------|--|
| Information | [Type= discrete] [Format=numeric] [Range= 1-7] [Missing=*] |
| Statistics [NW/ W] | [Valid=298 /-] [Invalid=0 /-] |

| Value | Label | Cases | Percentage |
|-------|-------|-------|---|
| 1 | 非常不同意 | 0 | |
| 2 | 很不同意 | 0 | |
| 3 | 不同意 | 5 |  1.7% |
| 4 | 沒意見 | 39 |  13.1% |
| 5 | 同意 | 143 |  48.0% |
| 6 | 很同意 | 82 |  27.5% |
| 7 | 非常同意 | 29 |  9.7% |

Warning: these figures indicate the number of cases found in the data file. They cannot be interpreted as summary statistics of the population of interest.

sat3: 我很高興之前決定遵循電子病歷隱私保護政策

| | |
|---------------------------|--|
| Information | [Type= discrete] [Format=numeric] [Range= 1-7] [Missing=*] |
| Statistics [NW/ W] | [Valid=298 /-] [Invalid=0 /-] |

| Value | Label | Cases | Percentage |
|-------|-------|-------|---|
| 1 | 非常不同意 | 0 | |
| 2 | 很不同意 | 1 |  0.3% |
| 3 | 不同意 | 6 |  2.0% |
| 4 | 沒意見 | 39 |  13.1% |
| 5 | 同意 | 150 |  50.3% |
| 6 | 很同意 | 76 |  25.5% |
| 7 | 非常同意 | 26 |  8.7% |

Warning: these figures indicate the number of cases found in the data file. They cannot be interpreted as summary statistics of the population of interest.


sat4: 遵循電子病歷隱私保護政策的經驗讓我感到滿意

| | |
|--------------------|--|
| Information | [Type= discrete] [Format=numeric] [Range= 1-7] [Missing=*] |
|--------------------|--|

| | | | |
|--|--------------|--|-------------------|
| File : data | | | |
| # sat4: 遵循電子病歷隱私保護政策的經驗讓我感到滿意 | | | |
| Statistics [NW/ W] | | [Valid=298 /-] [Invalid=0 /-] | |
| Value | Label | Cases | Percentage |
| 1 | 非常不同意 | 0 | |
| 2 | 很不同意 | 1 | 0.3% |
| 3 | 不同意 | 10 | 3.4% |
| 4 | 沒意見 | 55 | 18.5% |
| 5 | 同意 | 138 | 46.3% |
| 6 | 很同意 | 66 | 22.1% |
| 7 | 非常同意 | 28 | 9.4% |
| <i>Warning: these figures indicate the number of cases found in the data file. They cannot be interpreted as summary statistics of the population of interest.</i> | | | |
| # se1: 即使沒有其他人幫忙，我也能遵循電子病歷隱私保護政策 | | | |
| Information | | [Type= discrete] [Format=numeric] [Range= 1-7] [Missing=*] | |
| Statistics [NW/ W] | | [Valid=298 /-] [Invalid=0 /-] | |
| Value | Label | Cases | Percentage |
| 1 | 非常不同意 | 0 | |
| 2 | 很不同意 | 0 | |
| 3 | 不同意 | 12 | 4.0% |
| 4 | 沒意見 | 38 | 12.8% |
| 5 | 同意 | 152 | 51.0% |
| 6 | 很同意 | 66 | 22.1% |
| 7 | 非常同意 | 30 | 10.1% |
| <i>Warning: these figures indicate the number of cases found in the data file. They cannot be interpreted as summary statistics of the population of interest.</i> | | | |
| # se2: 只要有足夠時間，我就能完整遵循電子病歷隱私保護政策 | | | |
| Information | | [Type= discrete] [Format=numeric] [Range= 1-7] [Missing=*] | |
| Statistics [NW/ W] | | [Valid=298 /-] [Invalid=0 /-] | |
| Value | Label | Cases | Percentage |
| 1 | 非常不同意 | 0 | |
| 2 | 很不同意 | 1 | 0.3% |
| 3 | 不同意 | 6 | 2.0% |
| 4 | 沒意見 | 32 | 10.7% |
| 5 | 同意 | 151 | 50.7% |
| 6 | 很同意 | 77 | 25.8% |
| 7 | 非常同意 | 31 | 10.4% |
| <i>Warning: these figures indicate the number of cases found in the data file. They cannot be interpreted as summary statistics of the population of interest.</i> | | | |
| # se3: 即使只有參考手冊或文件，我還是能遵循電子病歷隱私保護政策 | | | |
| Information | | [Type= discrete] [Format=numeric] [Range= 1-7] [Missing=*] | |
| Statistics [NW/ W] | | [Valid=298 /-] [Invalid=0 /-] | |
| Value | Label | Cases | Percentage |
| 1 | 非常不同意 | 0 | |
| 2 | 很不同意 | 0 | |
| 3 | 不同意 | 13 | 4.4% |
| 4 | 沒意見 | 35 | 11.7% |

File : data






se3: 即使只有參考手冊或文件，我還是能遵循電子病歷隱私保護政策

| Value | Label | Cases | Percentage |
|-------|-------|-------|---|
| 5 | 同意 | 151 |  50.7% |
| 6 | 很同意 | 71 |  23.8% |
| 7 | 非常同意 | 28 |  9.4% |

Warning: these figures indicate the number of cases found in the data file. They cannot be interpreted as summary statistics of the population of interest.

se4: 我對於遵循電子病歷隱私保護政策有足夠的信心







| | |
|--------------------|--|
| Information | [Type= discrete] [Format=numeric] [Range= 1-7] [Missing=*] |
| Statistics [NW/ W] | [Valid=298 /-] [Invalid=0 /-] |

| Value | Label | Cases | Percentage |
|-------|-------|-------|---|
| 1 | 非常不同意 | 0 | |
| 2 | 很不同意\ | 0 | |
| 3 | 不同意 | 10 |  3.4% |
| 4 | 沒意見 | 53 |  17.8% |
| 5 | 同意 | 142 |  47.7% |
| 6 | 很同意 | 65 |  21.8% |
| 7 | 非常同意 | 28 |  9.4% |

Warning: these figures indicate the number of cases found in the data file. They cannot be interpreted as summary statistics of the population of interest.

fc1: 我有足夠資源(例如作業規範、電腦軟體或硬體)來遵循電子病歷隱私保護政策






| | |
|--------------------|--|
| Information | [Type= discrete] [Format=numeric] [Range= 1-7] [Missing=*] |
| Statistics [NW/ W] | [Valid=298 /-] [Invalid=0 /-] |

| Value | Label | Cases | Percentage |
|-------|-------|-------|---|
| 1 | 非常不同意 | 0 | |
| 2 | 很不同意 | 1 |  0.3% |
| 3 | 不同意 | 11 |  3.7% |
| 4 | 沒意見 | 55 |  18.5% |
| 5 | 同意 | 138 |  46.3% |
| 6 | 很同意 | 69 |  23.2% |
| 7 | 非常同意 | 24 |  8.1% |

Warning: these figures indicate the number of cases found in the data file. They cannot be interpreted as summary statistics of the population of interest.

fc2: 在醫院工作時，我能隨時隨地遵循電子病歷隱私保護政策

| | |
|--------------------|--|
| Information | [Type= discrete] [Format=numeric] [Range= 1-7] [Missing=*] |
| Statistics [NW/ W] | [Valid=298 /-] [Invalid=0 /-] |

| Value | Label | Cases | Percentage |
|-------|-------|-------|---|
| 1 | 非常不同意 | 0 | |
| 2 | 很不同意 | 0 | |
| 3 | 不同意 | 7 |  2.3% |
| 4 | 沒意見 | 42 |  14.1% |
| 5 | 同意 | 140 |  47.0% |
| 6 | 很同意 | 77 |  25.8% |
| 7 | 非常同意 | 32 |  10.7% |

Warning: these figures indicate the number of cases found in the data file. They cannot be interpreted as summary statistics of the population of interest.

| | | | |
|---|--|--------------|-------------------|
| File : data | | | |
| # fc3: 我能自己決定是否遵循電子病歷隱私保護政策 | | | |
| Information | [Type= discrete] [Format=numeric] [Range= 1-7] [Missing=*] | | |
| Statistics [NW/ W] | [Valid=298 /-] [Invalid=0 /-] | | |
| Value | Label | Cases | Percentage |
| 1 | 非常不同意 | 1 | 0.3% |
| 2 | 很不同意 | 3 | 1.0% |
| 3 | 不同意 | 21 | 7.0% |
| 4 | 沒意見 | 55 | 18.5% |
| 5 | 同意 | 120 | 40.3% |
| 6 | 很同意 | 69 | 23.2% |
| 7 | 非常同意 | 29 | 9.7% |
| Warning: these figures indicate the number of cases found in the data file. They cannot be interpreted as summary statistics of the population of interest. | | | |
| # ha1: 對我而言，遵循電子病歷隱私保護政策已經變成自覺反應 | | | |
| Information | [Type= discrete] [Format=numeric] [Range= 1-7] [Missing=*] | | |
| Statistics [NW/ W] | [Valid=298 /-] [Invalid=0 /-] | | |
| Value | Label | Cases | Percentage |
| 1 | 非常不同意 | 0 | |
| 2 | 很不同意 | 0 | |
| 3 | 不同意 | 9 | 3.0% |
| 4 | 沒意見 | 44 | 14.8% |
| 5 | 同意 | 132 | 44.3% |
| 6 | 很同意 | 84 | 28.2% |
| 7 | 非常同意 | 29 | 9.7% |
| Warning: these figures indicate the number of cases found in the data file. They cannot be interpreted as summary statistics of the population of interest. | | | |
| # ha2: 對我而言，遵循電子病歷隱私保護政策是很自然的 | | | |
| Information | [Type= discrete] [Format=numeric] [Range= 1-7] [Missing=*] | | |
| Statistics [NW/ W] | [Valid=298 /-] [Invalid=0 /-] | | |
| Value | Label | Cases | Percentage |
| 1 | 非常不同意 | 0 | |
| 2 | 很不同意 | 0 | |
| 3 | 不同意 | 8 | 2.7% |
| 4 | 沒意見 | 31 | 10.4% |
| 5 | 同意 | 145 | 48.7% |
| 6 | 很同意 | 83 | 27.9% |
| 7 | 非常同意 | 31 | 10.4% |
| Warning: these figures indicate the number of cases found in the data file. They cannot be interpreted as summary statistics of the population of interest. | | | |
| # ha3: 執行病人照護相關工作時，遵循電子病歷隱私保護政策是很明顯需要的 | | | |
| Information | [Type= discrete] [Format=numeric] [Range= 1-7] [Missing=*] | | |
| Statistics [NW/ W] | [Valid=298 /-] [Invalid=0 /-] | | |
| Value | Label | Cases | Percentage |
| 1 | 非常不同意 | 0 | |
| 2 | 很不同意 | 0 | |
| 3 | 不同意 | 4 | 1.3% |

File : data

ha3: 執行病人照護相關工作時，遵循電子病歷隱私保護政策是很明顯需要的

| Value | Label | Cases | Percentage |
|-------|-------|-------|------------------------------|
| 4 | 沒意見 | 32 | <div><div></div></div> 10.7% |
| 5 | 同意 | 135 | <div><div></div></div> 45.3% |
| 6 | 很同意 | 88 | <div><div></div></div> 29.5% |
| 7 | 非常同意 | 39 | <div><div></div></div> 13.1% |

Warning: these figures indicate the number of cases found in the data file. They cannot be interpreted as summary statistics of the population of interest.

cont1: 我會繼續遵循電子病歷隱私保護政策

| | |
|---------------------------|--|
| Information | [Type= discrete] [Format=numeric] [Range= 1-7] [Missing=*] |
| Statistics [NW/ W] | [Valid=298 /-] [Invalid=0 /-] |

| Value | Label | Cases | Percentage |
|-------|-------|-------|------------------------------|
| 1 | 非常不同意 | 0 | |
| 2 | 很不同意 | 0 | |
| 3 | 不同意 | 1 | <div><div></div></div> 0.3% |
| 4 | 沒意見 | 25 | <div><div></div></div> 8.4% |
| 5 | 同意 | 132 | <div><div></div></div> 44.3% |
| 6 | 很同意 | 95 | <div><div></div></div> 31.9% |
| 7 | 非常同意 | 45 | <div><div></div></div> 15.1% |

Warning: these figures indicate the number of cases found in the data file. They cannot be interpreted as summary statistics of the population of interest.

cont2: 我將遵循醫院電子病歷隱私保護政策，而不會以其他方法來保護電子病歷

| | |
|---------------------------|--|
| Information | [Type= discrete] [Format=numeric] [Range= 1-7] [Missing=*] |
| Statistics [NW/ W] | [Valid=298 /-] [Invalid=0 /-] |

| Value | Label | Cases | Percentage |
|-------|-------|-------|------------------------------|
| 1 | 非常不同意 | 0 | |
| 2 | 很不同意 | 3 | <div><div></div></div> 1.0% |
| 3 | 不同意 | 8 | <div><div></div></div> 2.7% |
| 4 | 沒意見 | 46 | <div><div></div></div> 15.4% |
| 5 | 同意 | 131 | <div><div></div></div> 44.0% |
| 6 | 很同意 | 75 | <div><div></div></div> 25.2% |
| 7 | 非常同意 | 35 | <div><div></div></div> 11.7% |

Warning: these figures indicate the number of cases found in the data file. They cannot be interpreted as summary statistics of the population of interest.

cont3: 如果工作上能接觸電子病歷，我會繼續遵守電子病歷隱私保護政策

| | |
|---------------------------|--|
| Information | [Type= discrete] [Format=numeric] [Range= 1-7] [Missing=*] |
| Statistics [NW/ W] | [Valid=298 /-] [Invalid=0 /-] |

| Value | Label | Cases | Percentage |
|-------|-------|-------|------------------------------|
| 1 | 非常不同意 | 0 | |
| 2 | 很不同意 | 0 | |
| 3 | 不同意 | 2 | <div><div></div></div> 0.7% |
| 4 | 沒意見 | 22 | <div><div></div></div> 7.4% |
| 5 | 同意 | 137 | <div><div></div></div> 46.0% |
| 6 | 很同意 | 87 | <div><div></div></div> 29.2% |
| 7 | 非常同意 | 50 | <div><div></div></div> 16.8% |

Warning: these figures indicate the number of cases found in the data file. They cannot be interpreted as summary statistics of the population of interest.