

台灣 (Taiwan, ROC)

陳陸輝

我國大學生政治社會化的定群追蹤研究(III)

Study Documentation

April 18, 2018

Metadata Production

Metadata Producer(s)	學術調查研究資料庫(Survey Research Data Archive) (SRDA) , 中央研究院人社中心調查研究 專題中心 , DDI文件製作
Production Date	April 27, 2018
Version	2.0版, 參考IHSN Nesstar Template修改
Identification	E10053!3

Table of Contents

Overview.....	4
Scope & Coverage.....	4
Producers & Sponsors.....	4
Data Collection.....	4
Data Processing & Appraisal.....	5
Accessibility.....	5
Files Description.....	6
data1.....	6
data2.....	6
data3.....	6
Variables Group(s).....	7
data1.....	7
data2.....	7
data3.....	7
樣本編號.....	7
A.傳播媒體.....	7
B.同意程度.....	8
C.一般社會事務.....	8
D.對王金平、洪仲秋事件的看法.....	8
E.大三時學校的情況.....	9
F.個人資料.....	10
新增變項.....	13
A.對政治的興趣.....	17
B.傳播媒體.....	17
C.學校事務與社團活動.....	17
D E.對於幾個說法您的同意程度.....	18
F.個人特質.....	18
G.對兩岸議題的看法.....	19
H.認同.....	21
樣本編號.....	21
樣本編號.....	21
A.政治與兩岸關係.....	21
B.318事件.....	22
C.對下列事情的看法.....	22
D.傳播媒體.....	22
E.學校事務與社團.....	23
F.表達意見.....	23
G.對台灣一詞的感受.....	24
H.個人特質.....	25
J.對兩岸議題的看法.....	25
K.個人資料.....	26
新增變項.....	27
J.統獨.....	29
K.對台灣一詞的感受.....	29
L.對大陸的看法.....	30
M.政黨傾向.....	31
新增變項.....	31
Variables Description.....	35
data1.....	36
data2.....	87
data3.....	124

我國大學生政治社會化的定群追蹤研究(III)

Political Socialization of University Students in Taiwan: Panel Studies (III)

Overview	
Type	我國大學生政治社會化的定群追蹤研究
Identification	E10053!3
Version	Production Date: 2018-04-20 1
Series	本研究係長期追蹤大學生四年校教育對其政治態度之影響，以定群追蹤的方式，針對台灣地區的大學生進行機率抽樣的調查研究，並在留下其電子信箱或是電話後，在其後三年持續觀察其政治社會化過程，以分析與比較其在大學生活前後四年之間，政治社會化媒介對其政治社會化效果，並進一步釐清在台灣民主鞏固過程中，影響大學生政治社會化的重要因素。
Abstract 本研究係長期追蹤大學生四年學校教育對其政治態度之影響，以定群追蹤的方式，針對台灣地區的大學生進行機率抽樣的調查研究，並在留下其電子信箱或是電話後，在其後三年持續觀察其政治社會化過程，以分析與比較其在大學生活前後四年之間，政治社會化媒介對其政治社會化效果，並進一步釐清在台灣民主鞏固過程中，影響大學生政治社會化的重要因素。本研究第三年的執行內容包括三次網路民調，分別回收有效樣本數為417份、435份及417份。問卷內容包括政治興趣、政治信任感與政治功效意識、大眾傳播媒體使用情形、參與政治的情形、對個人人格特質的看法、對兩岸關係的看法、統獨態度、政黨偏好、個人問題等。	
Kind of Data	抽查
Unit of Analysis	個人

Scope & Coverage	
Time Period(s)	2013-2014
Countries	台灣 (Taiwan, ROC)
Geographic Coverage 台灣地區	
Universe 教育部統計處的資料，在2011年(100學年度)我國大學(四年制、不含軍警學校)約148所的大一學生。	

Producers & Sponsors	
Primary Investigator(s)	陳陸輝
Other Producer(s)	國立政治大學選舉研究中心
Funding Agency/ies	科技部

Data Collection	
Data Collection Dates	start 2013-11-06 end 2013-12-16 start 2014-03-26 end 2014-04-15 start 2014-06-10

	end 2014-07-06
Time Period(s)	start 2013-08-01 end 2014-07-31
Data Collection Mode	網路調查

Data Processing & Appraisal

Data Editing

中央研究院人文社會科學研究中心調查研究專題中心所進行的資料整理方式，為不合理值檢核。

Accessibility

Contact(s)	學術調查研究資料庫(Survey Research Data Archive) (中央研究院人社中心調查研究專題中心), https://srda.sinica.edu.tw , srda@gate.sinica.edu.tw
Distributor(s)	學術調查研究資料庫(Survey Research Data Archive)
Depositor(s)	國立政治大學選舉研究中心

Access Conditions

標準版(一般會員、院內會員直接下載)

Files Description

Dataset contains 3 file(s)

data1	
# Cases	417
# Variable(s)	208

data2	
# Cases	435
# Variable(s)	136

data3	
# Cases	417
# Variable(s)	155

Variables Group(s)

Dataset contains 36 group(s)

Group data1							
Subgroup(s)		樣本編號, A.傳播媒體, B.同意程度, C.一般社會事務, D.對王金平、洪仲秋事件的看法, E.大三時學校的情況, F.個人資料, 新增變項					
#	Name	Label	Type	Format	Valid	Invalid	Question
1	id	樣本編號	continuous	numeric-14.0	417	0	-

Group data2							
Subgroup(s)		樣本編號, A.政治與兩岸關係, B.318事件, C.對下列事情的看法, D.傳播媒體, E.學校事務與社團, F.表達意見, G.對台灣一詞的感受, H.個人特質, J.對兩岸議題的看法, K.個人資料, 新增變項					

Group data3							
Subgroup(s)		A.對政治的興趣, B.傳播媒體, C.學校事務與社團活動, D E.對於幾個說法您的同意程度, F.個人特質, G.對兩岸議題的看法, H.認同, 樣本編號, J. 統獨, K.對台灣一詞的感受, L.對大陸的看法, M.政黨傾向, 新增變項					

Group 樣本編號							
#	Name	Label	Type	Format	Valid	Invalid	Question
1	id	樣本編號	continuous	numeric-14.0	417	0	-

Group A.傳播媒體							
#	Name	Label	Type	Format	Valid	Invalid	Question
1	p4v13	A1. 您觀看電視(含該台網路新聞)新聞報導的情形是:	discrete	numeric-1.0	417	0	-
2	p4v14	A1a. 當您觀看電視的新聞報導時,您的注意程度為何?	discrete	numeric-1.0	411	6	-
3	p4v15	A2. 您閱讀報紙上(含該報電子報)政治新聞的情形是:	discrete	numeric-1.0	417	0	-
4	p4v16	A2a. 當您閱讀報紙的政治新聞時,您的注意程度為何?	discrete	numeric-1.0	380	37	-
5	p4v17	A3. 您閱讀政論性雜誌的情形是:	discrete	numeric-1.0	417	0	-
6	p4v18	A3a. 當您閱讀政論性雜誌時,您的注意程度為何?	discrete	numeric-1.0	223	194	-
7	p4v19	A4. 您閱讀網路上政治新聞(如:Yahoo新聞、Facebook、BBS...等)的情況是:	discrete	numeric-1.0	417	0	-

#	Name	Label	Type	Format	Valid	Invalid	Question
8	p4v20	A4a. 當您閱讀網路上政治新聞時, 您的注意程度為何?	discrete	numeric-1.0	375	42	-

Group B. 同意程度

#	Name	Label	Type	Format	Valid	Invalid	Question
1	p4v21	B1. 政治是骯髒的事, 還是少碰為妙。	discrete	numeric-1.0	417	0	-
2	p4v22	B2. 在唸大三這段時間, 我的政治態度受到了系上老師的影響。	discrete	numeric-1.0	417	0	-
3	p4v23	B3. 在唸大三這段時間, 我的政治態度受到了系上同學的影響。	discrete	numeric-1.0	417	0	-
4	p4v24	B4. 在唸大三這段時間, 我與家人的聊天互動並沒有減少。	discrete	numeric-1.0	417	0	-
5	p4v25	B4. 請問您對目前台灣民主政治運作的滿意程度?	discrete	numeric-2.0	417	0	-
6	p4v26	B5. 請問您對於我國未來民主政治展望的樂觀程度?	discrete	numeric-2.0	417	0	-

Group C. 一般社會事務

#	Name	Label	Type	Format	Valid	Invalid	Question
1	p4v27	C1. 有人說: 「同性戀者可以與異性戀者一樣地組織家庭與養育小孩」。請問您同不同意這種說法?	discrete	numeric-1.0	417	0	-
2	p4v28	C2. 有人說: 「小孩可以跟媽媽的姓」。請問您同不同意這種說法?	discrete	numeric-1.0	417	0	-
3	p4v29	C3. 有人說: 「在經濟許可的情況下, 太太就留在家照顧家庭, 不外出工作」。請問您同不同意這種說法?	discrete	numeric-1.0	417	0	-

Group D. 對王金平、洪仲秋事件的看法

#	Name	Label	Type	Format	Valid	Invalid	Question
1	p4v30	D1. 您是否知道此事件(王金平被檢舉關說, 遭到國民黨開除黨籍)?	discrete	numeric-1.0	417	0	-
2	p4v31	D1a. 請問您系上同學之間討論此事件的情形是	discrete	numeric-1.0	378	39	-
3	p4v32	D1b. 請問您與老師討論此事件的情形是	discrete	numeric-1.0	378	39	-
4	p4v33	D1c. 請問您與家人討論此事件的情形是	discrete	numeric-1.0	378	39	-
5	p4v34	D1d. 請問您與同學討論此事件的情形是	discrete	numeric-1.0	378	39	-

#	Name	Label	Type	Format	Valid	Invalid	Question
6	p4v35	D1e. 請問您與其他朋友討論此事件的情形是	discrete	numeric-1.0	378	39	-
7	p4v36	D1f. 請問您贊不贊成國民黨對此事件的處理方式?	discrete	numeric-1.0	378	39	-
8	p4v37	D1g. 請問您贊不贊成民進黨對此事件的處理方式?	discrete	numeric-1.0	378	39	-
9	p4v38	D2. 您是否知道此事件(洪仲丘事件)?	discrete	numeric-1.0	417	0	-
10	p4v39	D2a. 請問您系上同學之間討論洪仲丘事件的情形是	discrete	numeric-1.0	409	8	-
11	p4v40	D2b. 請問您與老師討論洪仲丘事件的情形是	discrete	numeric-1.0	409	8	-
12	p4v41	D2c. 請問您與家人討論洪仲丘事件的情形是	discrete	numeric-1.0	409	8	-
13	p4v42	D2d. 請問您與同學討論洪仲丘事件的情形是	discrete	numeric-1.0	409	8	-
14	p4v43	D2e. 請問您與其他朋友討論洪仲丘事件的情形是	discrete	numeric-1.0	409	8	-
15	p4v44	D2f. 請問您對政府的處理(例如:國防部長辭職下台、軍人犯罪回歸司法體系)滿不滿意?	discrete	numeric-1.0	409	8	-

Group E.大三時學校的情況

#	Name	Label	Type	Format	Valid	Invalid	Question
1	p4v45	E1. 整體而言,您喜不喜歡您所屬的系?	discrete	numeric-1.0	417	0	-
2	p4v46	E2. 您喜不喜歡您所屬系上的老師?	discrete	numeric-1.0	417	0	-
3	p4v47	E3. 您喜不喜歡您所屬系上的課程?	discrete	numeric-1.0	417	0	-
4	p4v48	E4. 您的老師與學生之間討論學校裡或社會上一些爭議性的問題的情況是?	discrete	numeric-1.0	417	0	-
5	p4v49	E5. 在課堂上或下課後,您的老師常與您們討論一些有關政治或公共事務方面的問題嗎?(例如:選舉、政黨、政府政策、政府領導人風格.....等)	discrete	numeric-1.0	417	0	-
6	p4v50	E6. 您是否常參加或聆聽學校所舉辦的有關公共事務或社會問題的演講或座談會?	discrete	numeric-1.0	417	0	-
7	p4v51	E7. 您是否曾經向學校提出與校務有關的意見?	discrete	numeric-1.0	417	0	-
8	p4v52	E8a. 您是否曾經參加校內以關心政治與社會議題為主的社團?	discrete	numeric-1.0	417	0	-
9	p4v53	E8b. 您是否曾經參加校內的社團(以關心政治與社會議題為主的社團、學生會及系學會除外)?	discrete	numeric-1.0	417	0	-

#	Name	Label	Type	Format	Valid	Invalid	Question
10	p4v54	E8c. 您是否曾經擔任社團幹部或競選社團負責人(包括學生會及系學會)?	discrete	numeric-1.0	417	0	-
11	p4v55	E8d. 您認為自己在學校的社團活不活躍?	discrete	numeric-1.0	345	72	-
12	p4v56	E8e. 您是否時常參與社團的決策?	discrete	numeric-1.0	345	72	-
13	p4v57	E9. 請問您是否曾經進行志工服務?	discrete	numeric-1.0	417	0	-

Group F.個人資料

#	Name	Label	Type	Format	Valid	Invalid	Question
1	p4v58	F1. 請問您較常與家人討論報紙上的公共議題,還是較常與同學老師做這方面的討論?	discrete	numeric-1.0	417	0	-
2	p4v59	F2. 請問您在臉書上分享轉載與公眾事務有關資訊的情形是?	discrete	numeric-1.0	417	0	-
3	p4v60	F3. 請問您認為自己是「支持國民黨的」、「支持民進黨的」、「支持親民黨的」、「支持臺聯的」,還是支持其他政黨?	discrete	numeric-2.0	417	0	-
4	p4v61	F3. [其他,請說明] 請問您認為自己是「支持國民黨的」、「支持民進黨的」、「支持親民黨的」、「支持臺聯的」,還是支持其他政黨?	discrete	character-255	9	0	-
5	p4v610	F3. [其他,請說明] 請問您認為自己是「支持國民黨的」、「支持民進黨的」、「支持親民黨的」、「支持臺聯的」,還是支持其他政黨?	discrete	character-48	0	0	-
6	p4v62	F3a. 請問您是非常支持該黨,還是普普通通?	discrete	numeric-1.0	115	302	-
7	p4v63	F3b. 請問您比較偏向國民黨、偏向民進黨、偏向親民黨、偏向臺聯,或是都不偏?	discrete	numeric-2.0	302	115	-
8	p4v64	F3b. [其他,請說明] 請問您比較偏向國民黨、偏向民進黨、偏向親民黨、偏向臺聯,或是都不偏?	discrete	character-255	4	0	-
9	p4v640	F3b. [其他,請說明] 請問您比較偏向國民黨、偏向民進黨、偏向親民黨、偏向臺聯,或是都不偏?	discrete	character-48	0	0	-
10	p4v65	F4. 請問您認為自己是「臺灣人」、「中國人」,或者都是?	discrete	numeric-1.0	417	0	-
11	p4v66	F5. 關於臺灣和大陸的關係,有下面幾種不同的看	discrete	numeric-1.0	417	0	-

#	Name	Label	Type	Format	Valid	Invalid	Question
		法。請問您比較偏向哪一種？					
12	p4v67	F6. 整體來說,請問您對政治的事情感不感興趣?	discrete	numeric-1.0	417	0	-
13	p4v68	F7. 請問您平時與別人討論政治方面問題的情形是:	discrete	numeric-1.0	417	0	-
14	p4v69	F7a. [父親] 請問您平時常與什麼人討論政治方面的問題?(可複選)	discrete	numeric-1.0	417	0	-
15	p4v70	F7a. [母親] 請問您平時常與什麼人討論政治方面的問題?(可複選)	discrete	numeric-1.0	417	0	-
16	p4v71	F7a. [兄弟姐妹] 請問您平時常與什麼人討論政治方面的問題?(可複選)	discrete	numeric-1.0	417	0	-
17	p4v72	F7a. [親戚] 請問您平時常與什麼人討論政治方面的問題?(可複選)	discrete	numeric-1.0	417	0	-
18	p4v73	F7a. [男女朋友] 請問您平時常與什麼人討論政治方面的問題?(可複選)	discrete	numeric-1.0	417	0	-
19	p4v74	F7a. [工作同事] 請問您平時常與什麼人討論政治方面的問題?(可複選)	discrete	numeric-1.0	417	0	-
20	p4v75	F7a. [社團友人] 請問您平時常與什麼人討論政治方面的問題?(可複選)	discrete	numeric-1.0	417	0	-
21	p4v76	F7a. [同學] 請問您平時常與什麼人討論政治方面的問題?(可複選)	discrete	numeric-1.0	417	0	-
22	p4v77	F7a. [朋友] 請問您平時常與什麼人討論政治方面的問題?(可複選)	discrete	numeric-1.0	417	0	-
23	p4v78	F7a. [網友] 請問您平時常與什麼人討論政治方面的問題?(可複選)	discrete	numeric-1.0	417	0	-
24	p4v79	F7a. [老師] 請問您平時常與什麼人討論政治方面的問題?(可複選)	discrete	numeric-1.0	417	0	-
25	p4v80	F7a. [鄰居] 請問您平時常與什麼人討論政治方面的問題?(可複選)	discrete	numeric-1.0	417	0	-
26	p4v81	F7a. [其他] 請問您平時常與什麼人討論政治方面的問題?(可複選)	discrete	numeric-1.0	417	0	-
27	p4v82	F7a. [其他,請說明] 請問您平時常與什麼人討論政治方面的問題?(可複選)	discrete	character-150	3	0	-
28	p4v83	F8. 請問您在唸大三這段時間,缺課的情形是?	discrete	numeric-1.0	417	0	-
29	p4v84	F8a. [對課程沒興趣] 請問您缺課的原因是?(可複選)	discrete	numeric-1.0	417	0	-
30	p4v85	F8a. [不喜歡授課老師] 請問您缺課的原因是?(可複選)	discrete	numeric-1.0	417	0	-

#	Name	Label	Type	Format	Valid	Invalid	Question
31	p4v86	F8a. [上課時段不理想] 請問您缺課的原因是?(可複選)	discrete	numeric-1.0	417	0	-
32	p4v87	F8a. [睡過頭] 請問您缺課的原因是?(可複選)	discrete	numeric-1.0	417	0	-
33	p4v88	F8a. [天氣不佳] 請問您缺課的原因是?(可複選)	discrete	numeric-1.0	417	0	-
34	p4v89	F8a. [身體不適] 請問您缺課的原因是?(可複選)	discrete	numeric-1.0	417	0	-
35	p4v90	F8a. [打工] 請問您缺課的原因是?(可複選)	discrete	numeric-1.0	417	0	-
36	p4v91	F8a. [個人活動] 請問您缺課的原因是?(可複選)	discrete	numeric-1.0	417	0	-
37	p4v92	F8a. [參與比賽] 請問您缺課的原因是?(可複選)	discrete	numeric-1.0	417	0	-
38	p4v93	F8a. [社團活動] 請問您缺課的原因是?(可複選)	discrete	numeric-1.0	417	0	-
39	p4v94	F8a. [系上活動] 請問您缺課的原因是?(可複選)	discrete	numeric-1.0	417	0	-
40	p4v95	F8a. [校內活動] 請問您缺課的原因是?(可複選)	discrete	numeric-1.0	417	0	-
41	p4v96	F8a. [其他] 請問您缺課的原因是?(可複選)	discrete	numeric-1.0	417	0	-
42	p4v97	F8a. [其他,請說明] 請問您缺課的原因是?(可複選)	discrete	character-255	13	0	-
43	p4v970	F8a. [其他,請說明] 請問您缺課的原因是?(可複選)	discrete	character-48	0	0	-
44	p4v98	F9. 請問您在所屬班上的成績排名如何?	discrete	numeric-1.0	417	0	-
45	p4v99	F10. 就讀大學以來,請問您是否曾經申請轉系或參加轉學考試?	discrete	numeric-1.0	417	0	-
46	p4v100	F10a. 請問您是什麼時候申請轉系或參加轉學考試?	discrete	numeric-2.0	62	355	-
47	p4v101	F10a. [其他,請說明] 請問您是什麼時候申請轉系或參加轉學考試?	discrete	character-150	0	0	-
48	p4v102	F11. 請問您現在住在哪裡?	discrete	numeric-2.0	417	0	-
49	p4v103	F11. [其他,請說明] 請問您現在住在哪裡?	discrete	character-150	2	0	-
50	p4v104	F12. 請問您現在是否有在打工?	discrete	numeric-1.0	417	0	-
51	p4v105	F12a. 若有,請問每週約幾小時?	continuous	numeric-3.0	178	239	-
52	p4v106	F13. 就讀大學以來,請問您是否曾經轉系、轉學、休學或是退學?	discrete	numeric-1.0	417	0	-
53	p4v107	F13a. 請問您是什麼時候轉系或轉學?	discrete	numeric-1.0	26	391	-
54	p4v108	F13a. [其他,請說明] 請問您是什麼時候轉系或轉學?	discrete	character-150	0	0	-

#	Name	Label	Type	Format	Valid	Invalid	Question
55	p4v109	F13b. [學校:]若您已經轉系或轉學,請問您目前就讀於	discrete	character-255	26	0	-
56	p4v10a	F13b. [學校:]若您已經轉系或轉學,請問您目前就讀於	discrete	character-48	0	0	-
57	p4v111	F14. 請問您的性別是?	discrete	numeric-1.0	417	0	-
58	p4v112	F14a. 請問您是否打算在畢業後立即服兵役,之後再進行其他的計畫?	discrete	numeric-1.0	174	243	-
59	p4v113	F15. 有些同學對畢業後的發展已經有所規劃,有些同學尚未有清楚的方向,請問您目前的狀況是?	discrete	numeric-1.0	417	0	-
60	p4v114	F15a. 請問您的規劃是	discrete	numeric-1.0	205	212	-

Group 新增變項

#	Name	Label	Type	Format	Valid	Invalid	Question
1	p4nv14	當您觀看電視的新聞報導時, 您的注意程度為何	discrete	numeric-8.0	417	0	-
2	p4nv16	當您閱讀報紙的政治新聞時, 您的注意程度為何	discrete	numeric-8.0	417	0	-
3	p4nv18	當您閱讀政論性雜誌時, 您的注意程度為何	discrete	numeric-8.0	417	0	-
4	p4nv20	當您閱讀網路上的政治新聞時, 您的注意程度為何	discrete	numeric-8.0	417	0	-
5	p4nv31	請問您系上同學之間討論此事件的情形是	discrete	numeric-8.0	417	0	-
6	p4nv32	請問您與老師討論此事件的情形是	discrete	numeric-8.0	417	0	-
7	p4nv33	請問您與家人討論此事件的情形是	discrete	numeric-8.0	417	0	-
8	p4nv34	請問您與同學討論此事件的情形是	discrete	numeric-8.0	417	0	-
9	p4nv35	請問您與其他朋友討論此事件的情形是	discrete	numeric-8.0	417	0	-
10	p4nv36	請問您贊不贊成國民黨對此事件的處理方式	discrete	numeric-8.0	417	0	-
11	p4nv37	請問您贊不贊成民進黨對此事件的處理方式	discrete	numeric-8.0	417	0	-
12	p4nv39	請問您系上同學之間討論洪仲丘事件的情形是	discrete	numeric-8.0	417	0	-
13	p4nv40	請問您與老師討論洪仲丘事件的情形是	discrete	numeric-8.0	417	0	-
14	p4nv41	請問您與家人討論洪仲丘事件的情形是	discrete	numeric-8.0	417	0	-
15	p4nv42	請問您與同學討論洪仲丘事件的情形是	discrete	numeric-8.0	417	0	-
16	p4nv43	請問您與其他朋友討論洪仲丘事件的情形是	discrete	numeric-8.0	417	0	-

#	Name	Label	Type	Format	Valid	Invalid	Question
17	p4nv44	請問您對政府的處理(例如：國防部長辭職下台、軍人犯罪回歸司法體系)滿不滿意	discrete	numeric-8.0	417	0	-
18	p4nv55	您認為自己在學校的社團活不活躍	discrete	numeric-8.0	417	0	-
19	p4nv56	您是否時常參與社團的決策	discrete	numeric-8.0	417	0	-
20	p4nv69	[父親]請問您與什麼人討論政治方面的問題(可複選)	discrete	numeric-8.0	417	0	-
21	p4nv70	[母親]請問您與什麼人討論政治方面的問題(可複選)	discrete	numeric-8.0	417	0	-
22	p4nv71	[兄弟姐妹]請問您與什麼人討論政治方面的問題(可複選)	discrete	numeric-8.0	417	0	-
23	p4nv72	[親戚]請問您與什麼人討論政治方面的問題(可複選)	discrete	numeric-8.0	417	0	-
24	p4nv73	[男女朋友]請問您與什麼人討論政治方面的問題(可複選)	discrete	numeric-8.0	417	0	-
25	p4nv74	[工作同事]請問您與什麼人討論政治方面的問題(可複選)	discrete	numeric-8.0	417	0	-
26	p4nv75	[社團友人]請問您與什麼人討論政治方面的問題(可複選)	discrete	numeric-8.0	417	0	-
27	p4nv76	[同學]請問您與什麼人討論政治方面的問題(可複選)	discrete	numeric-8.0	417	0	-
28	p4nv77	[朋友]請問您與什麼人討論政治方面的問題(可複選)	discrete	numeric-8.0	417	0	-
29	p4nv78	[網友]請問您與什麼人討論政治方面的問題(可複選)	discrete	numeric-8.0	417	0	-
30	p4nv79	[老師]請問您與什麼人討論政治方面的問題(可複選)	discrete	numeric-8.0	417	0	-
31	p4nv80	[鄰居]請問您與什麼人討論政治方面的問題(可複選)	discrete	numeric-8.0	417	0	-
32	p4nv81	[其他]請問您與什麼人討論政治方面的問題(可複選)	discrete	numeric-8.0	417	0	-
33	p4nv82a	[人本教育文教基金會的人]請問您與什麼人討論政治方面的問題(可複選)	discrete	numeric-8.0	417	0	-
34	p4nv82z	[拒答]請問您與什麼人討論政治方面的問題(可複選)	discrete	numeric-8.0	417	0	-
35	p4nv84	[對課程沒興趣]請問您缺課的原因是(可複選)	discrete	numeric-8.0	417	0	-

#	Name	Label	Type	Format	Valid	Invalid	Question
36	p4nv85	[不喜歡授課老師]請問您缺課的原因是(可複選)	discrete	numeric-8.0	417	0	-
37	p4nv86	[上課時段不理想]請問您缺課的原因是(可複選)	discrete	numeric-8.0	417	0	-
38	p4nv87	[睡過頭]請問您缺課的原因是(可複選)	discrete	numeric-8.0	417	0	-
39	p4nv88	[天氣不佳]請問您缺課的原因是(可複選)	discrete	numeric-8.0	417	0	-
40	p4nv89	[身體不適]請問您缺課的原因是(可複選)	discrete	numeric-8.0	417	0	-
41	p4nv90	[打工]請問您缺課的原因是(可複選)	discrete	numeric-8.0	417	0	-
42	p4nv92	[參與比賽]請問您缺課的原因是(可複選)	discrete	numeric-8.0	417	0	-
43	p4nv91	[個人活動(如聚餐、出遊...等)]請問您缺課的原因是(可複選)	discrete	numeric-8.2	417	0	-
44	p4nv93	[社團活動]請問您缺課的原因是(可複選)	discrete	numeric-8.0	417	0	-
45	p4nv94	[系上活動]請問您缺課的原因是(可複選)	discrete	numeric-8.0	417	0	-
46	p4nv95	[校內活動]請問您缺課的原因是(可複選)	discrete	numeric-8.0	417	0	-
47	p4nv96	[其他]請問您缺課的原因是(可複選)	discrete	numeric-8.0	417	0	-
48	p4nv97c	[準備其他考試]請問您缺課的原因是(可複選)	discrete	numeric-8.0	417	0	-
49	p4nv97d	[公假]請問您缺課的原因是(可複選)	discrete	numeric-8.0	417	0	-
50	p4nv97e	[做作業(趕作業)]請問您缺課的原因是(可複選)	discrete	numeric-8.0	417	0	-
51	p4nv97g	[個人因素(如失戀、忘記上課)]請問您缺課的原因是(可複選)	discrete	numeric-8.0	417	0	-
52	p4nv97h	[課程安排過於空洞]請問您缺課的原因是(可複選)	discrete	numeric-8.0	417	0	-
53	p4nv97z	[拒答]請問您缺課的原因是(可複選)	discrete	numeric-8.0	417	0	-
54	p4nv100	請問您是什麼時候申請轉系或參加轉學考試	discrete	numeric-8.0	417	0	-
55	p4nv101	[其它]請問您是什麼時候申請轉系或參加轉學考試	discrete	numeric-8.0	417	0	-
56	p4v100101	請問您是什麼時候申請轉系或參加轉學考試?	discrete	numeric-8.0	417	0	-
57	p4nv103	[其它]請問您現在住在哪裡?	discrete	numeric-8.0	417	0	-
58	p4v102103	請問您現在住在哪裡?	discrete	numeric-8.0	417	0	-
59	p4nv105	若有, 請問每週約幾小時	discrete	numeric-8.0	417	0	-
60	p4nv107	請問您是什麼時候轉系或轉學	discrete	numeric-8.0	417	0	-

#	Name	Label	Type	Format	Valid	Invalid	Question
61	p4nv108	[其它]請問您是什麼時候轉系或轉學	discrete	numeric-8.0	417	0	-
62	p4v107108	請問您是什麼時候轉系或轉學?	discrete	numeric-8.0	417	0	-
63	p4nv112	請問您是否打算在畢業後立即服兵役，之後再進行其他的計畫	discrete	numeric-8.0	417	0	-
64	p4nv114	請問您的規劃是	discrete	numeric-8.0	417	0	-
65	p4tondu	統獨立場	discrete	numeric-8.0	417	0	-
66	p4tondu3	統獨三分類	discrete	numeric-8.0	417	0	-
67	p4t_cidentity	臺灣人/中國人認同	discrete	numeric-8.0	417	0	-
68	p4nv61	[其它]請問您認為自己是「支持國民黨的」、「支持民進黨的」、「支持親民黨的」、「支持台聯的」，還是支持其他政黨	discrete	numeric-8.0	417	0	-
69	p4v6061	請問您認為自己是「支持國民黨的」、「支持民進黨的」、「支持親民黨的」、「支持台聯的」，還是支持其他政黨	discrete	numeric-8.0	417	0	-
70	p4nv62	請問您是非常支持該黨，還是普普通通	discrete	numeric-8.0	417	0	-
71	p4nv64	[其它]請問您比較偏向國民黨、偏向民進黨、偏向親民黨、偏向台聯，或是都不偏	discrete	numeric-8.0	417	0	-
72	p4v6364	請問您比較偏向國民黨、偏向民進黨、偏向親民黨、偏向台聯，或是都不偏	discrete	numeric-8.0	417	0	-
73	p4partyid	政黨認同	discrete	numeric-8.0	417	0	-
74	p4partyid3	政黨認同三分類	discrete	numeric-8.0	417	0	-
75	p4party	政黨支持	discrete	numeric-8.0	417	0	-
76	p4student_1	大三在學狀況	discrete	numeric-8.0	417	0	-
77	p4student	大三時是否在學	discrete	numeric-8.0	417	0	-
78	p4nv109	[學校:]若您已經轉系或轉學，請問您目前就讀於	discrete	numeric-8.0	417	0	-
79	p4school	[大三]受訪者學校	discrete	numeric-8.0	417	0	-
80	p4strata5	層別5	discrete	numeric-8.0	417	0	-
81	p4strata9	層別9	discrete	numeric-8.0	417	0	-
82	p4wave	第五波訪問	discrete	numeric-8.0	417	0	-
83	p1school	[大二]受訪者學校	discrete	numeric-8.0	250	167	-
84	p1strata5	層別5	discrete	numeric-8.0	250	167	-
85	p1strata9	層別9	discrete	numeric-8.0	250	167	-
86	school	受訪者學校	discrete	numeric-2.0	417	0	-
87	strata5	層別5	discrete	numeric-8.0	417	0	-
88	strata9	層別9	discrete	numeric-8.0	417	0	-
89	fpartyid	父親政黨認同	discrete	numeric-8.0	417	0	-

#	Name	Label	Type	Format	Valid	Invalid	Question
90	mpartyid	母親政黨認同	discrete	numeric-8.0	417	0	-
91	fparty	父親政黨支持	discrete	numeric-8.0	417	0	-
92	mparty	母親政黨支持	discrete	numeric-8.0	417	0	-
93	birth	出生年	discrete	numeric-8.0	417	0	-
94	fedu	父親教育程度	discrete	numeric-8.0	417	0	-
95	medu	母親教育程度	discrete	numeric-8.0	417	0	-
96	sengi	父親省籍	discrete	numeric-8.0	417	0	-
97	msengi	母親省籍	discrete	numeric-8.0	417	0	-
98	fcareer5	父親職業五分類	discrete	numeric-8.0	417	0	-
99	fcareer8	父親職業八分類	discrete	numeric-8.0	417	0	-
100	mcareer5	母親職業五分類	discrete	numeric-8.0	417	0	-
101	mcareer8	母親職業八分類	discrete	numeric-8.0	417	0	-
102	sex	性別	discrete	numeric-8.0	417	0	-

Group A.對政治的興趣

#	Name	Label	Type	Format	Valid	Invalid	Question
1	p6v13	A1. 整體來說,請問您對政治的事情,感不感興趣?	discrete	numeric-2.0	417	0	-

Group B.傳播媒體

#	Name	Label	Type	Format	Valid	Invalid	Question
1	p6v14	B1. 您觀看電視(含該台網路新聞)新聞報導的情形是:	discrete	numeric-1.0	417	0	-
2	p6v15	B1a. 當您觀看電視的新聞報導時,您的注意程度為何?	discrete	numeric-1.0	408	9	-
3	p6v16	B2. 您閱讀報紙上(含該報電子報)政治新聞的情形是:	discrete	numeric-1.0	417	0	-
4	p6v17	B2a. 當您閱讀報紙的政治新聞時,您的注意程度為何?	discrete	numeric-1.0	374	43	-
5	p6v18	B3. 您閱讀網路上政治新聞(如:Yahoo新聞、Facebook、BBS...等)的情況是:	discrete	numeric-1.0	417	0	-
6	p6v19	B3a. 當您閱讀網路上政治新聞時,您的注意程度為何?	discrete	numeric-1.0	384	33	-
7	p6v20	B4. 您觀看電視上政論性談話節目的情況是:	discrete	numeric-1.0	417	0	-
8	p6v21	B4a. 當您觀看電視上政論性談話節目時,您的注意程度為何?	discrete	numeric-1.0	271	146	-

Group C.學校事務與社團活動

#	Name	Label	Type	Format	Valid	Invalid	Question
1	p6v22	C1. 您是否常參加或聆聽學校所舉辦的有關公共事務或社會問題的演講或座談會?	discrete	numeric-1.0	417	0	-
2	p6v23	C2. 您是否曾經向學校提出與校務有關的意見?	discrete	numeric-1.0	417	0	-
3	p6v24	C3. 您認為自己在學校的社團活不活躍?	discrete	numeric-1.0	417	0	-
4	p6v25	C3a. 您是否時常參與社團的決策?	discrete	numeric-1.0	363	54	-

Group D E.對於幾個說法您的同意程度

#	Name	Label	Type	Format	Valid	Invalid	Question
1	p6v26	D1. 有人說:「像我這樣的人的看法,政府官員是不會關心的。」請問您同不同意這種說法?	discrete	numeric-2.0	417	0	-
2	p6v27	D2. 有人說:「像我這樣的人,是很難瞭解政治的事情。」請問您同不同意這種說法?	discrete	numeric-2.0	417	0	-
3	p6v28	D3. 有人說:「像我這樣的一般民眾,對政府的政策是沒有什麼影響力的。」請問您同不同意這種說法?	discrete	numeric-2.0	417	0	-
4	p6v29	E1. 有人說:「政府所做的事大多數是正確的。」請問您同不同意這種說法?	discrete	numeric-2.0	417	0	-
5	p6v30	E2. 有人說:「政府官員時常浪費一般民眾所繳納的稅金。」請問您同不同意這種說法?	discrete	numeric-2.0	417	0	-
6	p6v31	E3. 請問您認為政府決定重大政策時,會不會把「民眾福利」放在第一優先考慮的地位?	discrete	numeric-2.0	417	0	-
7	p6v32	E4. 請問您相不相信政府首長(例如:像總統、院長、部長)在電視或報紙上所說的話?	discrete	numeric-2.0	417	0	-

Group F.個人特質

#	Name	Label	Type	Format	Valid	Invalid	Question
1	p6v33	F1a. 你同不同意用這個特質是適合用來描述你的程度。外向、熱情?	discrete	numeric-2.0	417	0	-
2	p6v34	F1b. 你同不同意用這個特質是適合用來描述你的程度。不主動表達意見、安靜?	discrete	numeric-2.0	417	0	-
3	p6v35	F1c. 你同不同意用這個特質是適合用來描述你的程度。為他人著想、貼心	discrete	numeric-2.0	417	0	-

#	Name	Label	Type	Format	Valid	Invalid	Question
4	p6v36	F1d. 你同不同意用這個特質是適合用來描述你的程度。批判、喜歡辯論	discrete	numeric-2.0	417	0	-
5	p6v37	F1e. 你同不同意用這個特質是適合用來描述你的程度。可以依賴的、自製的	discrete	numeric-2.0	417	0	-
6	p6v38	F1f. 你同不同意用這個特質是適合用來描述你的程度。毫無組織、漫不經心	discrete	numeric-2.0	417	0	-
7	p6v39	F1g. 你同不同意用這個特質是適合用來描述你的程度。沈穩、情緒穩定	discrete	numeric-2.0	417	0	-
8	p6v40	F1h. 你同不同意用這個特質是適合用來描述你的程度。焦慮、容易沮喪	discrete	numeric-2.0	417	0	-
9	p6v41	F1j. 你同不同意用這個特質是適合用來描述你的程度。追求嘗試新事務或是經歷	discrete	numeric-2.0	417	0	-
10	p6v42	F1k. 你同不同意用這個特質是適合用來描述你的程度。保守、循規蹈矩	discrete	numeric-2.0	417	0	-

Group G.對兩岸議題的看法

#	Name	Label	Type	Format	Valid	Invalid	Question
1	p6v43	G1. 目前為止,請問您在臺灣有沒有跟大陸民眾(包括大陸學生、觀光客或是一般民眾)接觸或交談的經驗?	discrete	numeric-1.0	417	0	-
2	p6v44	G2. 請問您在念大三這段時間,有沒有跟來臺大陸學生(不含港、澳)接觸的經驗?	discrete	numeric-1.0	417	0	-
3	p6v45	G2a. [修同一門課] 請問您在念大三這段時間,跟來臺大陸學生(不含港、澳)有以下哪些接觸經驗?(可複選)	discrete	numeric-1.0	417	0	-
4	p6v46	G2a. [一起做報告] 請問您在念大三這段時間,跟來臺大陸學生(不含港、澳)有以下哪些接觸經驗?(可複選)	discrete	numeric-1.0	417	0	-
5	p6v47	G2a. [參加同一個社團] 請問您在念大三這段時間,跟來臺大陸學生(不含港、澳)有以下哪些接觸經驗?(可複選)	discrete	numeric-1.0	417	0	-
6	p6v48	G2a. [一起辦活動] 請問您在念大三這段時間,跟來臺大陸學生(不含港、澳)有以下哪些接觸經驗?(可複選)	discrete	numeric-1.0	417	0	-
7	p6v49	G2a. [一起出去玩] 請問您在念大三這段時間,跟來臺大陸學生(不含港、澳)有	discrete	numeric-1.0	417	0	-

#	Name	Label	Type	Format	Valid	Invalid	Question
		以下哪些接觸經驗?(可複選)					
8	p6v50	G2a. [共同討論時事] 請問您在念大三這段時間,跟來臺大陸學生(不含港、澳)有以下哪些接觸經驗?(可複選)	discrete	numeric-1.0	417	0	-
9	p6v51	G2a. [請陸生到家裡作客] 請問您在念大三這段時間,跟來臺大陸學生(不含港、澳)有以下哪些接觸經驗?(可複選)	discrete	numeric-1.0	417	0	-
10	p6v52	G2a. [與陸生成為情侶] 請問您在念大三這段時間,跟來臺大陸學生(不含港、澳)有以下哪些接觸經驗?(可複選)	discrete	numeric-1.0	417	0	-
11	p6v53	G2a. [其他] 請問您在念大三這段時間,跟來臺大陸學生(不含港、澳)有以下哪些接觸經驗?(可複選)	discrete	numeric-1.0	417	0	-
12	p6v54	G2a. [其他] 請問您在念大三這段時間,跟來臺大陸學生(不含港、澳)有以下哪些接觸經驗?請說明:	discrete	character-255	14	0	-
13	p6v540	G2a. [其他] 請問您在念大三這段時間,跟來臺大陸學生(不含港、澳)有以下哪些接觸經驗?請說明:	discrete	character-48	0	0	-
14	p6v55	G3. 有人說:「如果臺灣在經濟上太依賴大陸,將來大陸會利用經濟來要求臺灣做政治上的讓步。」請問您同不同意這種說法?	discrete	numeric-1.0	417	0	-
15	p6v56	G4. 有人說:「和中國大陸做生意對臺灣的經濟發展有幫助。」請問您同不同意這種說法?	discrete	numeric-1.0	417	0	-
16	p6v57	G5. 請問您覺得目前兩岸交流的速度是「太快」、「太慢」還是「剛剛好」?	discrete	numeric-1.0	417	0	-
17	p6v58	G6. 請問您認為臺灣整體的經濟狀況,有沒有因為馬英九總統的兩岸經貿政策而變好、變壞或是沒有改變?	discrete	numeric-1.0	417	0	-
18	p6v59	G7. 請問您認為您家裡的經濟狀況,有沒有因為馬英九總統的兩岸經貿政策而變好、變壞或是沒有改變?	discrete	numeric-1.0	417	0	-
19	p6v60	G8. 請問你贊不贊成政府與中國大陸簽署的兩岸服務貿易協定?	discrete	numeric-1.0	417	0	-
20	p6v61	G9. 請問你贊不贊成政府與中國大陸簽署的兩岸和平協定?	discrete	numeric-1.0	417	0	-
21	p6v62	G10. 請問您認為政府對兩岸經貿交流的政策,應該比	discrete	numeric-1.0	417	0	-

#	Name	Label	Type	Format	Valid	Invalid	Question
		現在更加開放還是加強管制?					

Group H. 認同

#	Name	Label	Type	Format	Valid	Invalid	Question
1	p6v63	H1. 我們常常說「我們的國家」,請問您,當您說「我們的國家」時,您所指的是下列的哪一種?	discrete	numeric-2.0	417	0	-
2	p6v64	H1. 我們常常說「我們的國家」,請問您,當您說「我們的國家」時,您所指的是下列的哪一種?請說明:	discrete	character-255	3	0	-
3	p6v640	H1. 我們常常說「我們的國家」,請問您,當您說「我們的國家」時,您所指的是下列的哪一種?請說明:	discrete	character-48	0	0	-
4	p6v65	H2. 當您說「我國的文化」的時候,您所指的是下列的哪一種?	discrete	numeric-2.0	417	0	-
5	p6v66	H2. 當您說「我國的文化」的時候,您所指的是下列的哪一種?請說明:	discrete	character-255	9	0	-
6	p6v660	H2. 當您說「我國的文化」的時候,您所指的是下列的哪一種?請說明:	discrete	character-48	0	0	-
7	p6v67	H3. 請問您認為自己是「臺灣人」、「中國人」,或者都是?	discrete	numeric-1.0	417	0	-
8	p6v68	H4. 從文化的角度來看,請問您認為自己是臺灣人、中國人還是都是?	discrete	numeric-1.0	417	0	-
9	p6v69	H5. 從政治的角度來看,請問您認為自己是臺灣人、中國人還是都是?	discrete	numeric-1.0	417	0	-

Group 樣本編號

#	Name	Label	Type	Format	Valid	Invalid	Question
1	id	樣本編號	continuous	numeric-40.0	417	0	-

Group 樣本編號

#	Name	Label	Type	Format	Valid	Invalid	Question
1	id	樣本編號	continuous	numeric-40.0	435	0	-

Group A. 政治與兩岸關係

#	Name	Label	Type	Format	Valid	Invalid	Question
1	p5v13	A1. 整體來說,請問您對政治的事情,感不感興趣?	discrete	numeric-2.0	435	0	-

#	Name	Label	Type	Format	Valid	Invalid	Question
2	p5v14	A2. 請問您認為政府對兩岸經貿交流的政策,應該比現在更加開放還是加強管制?	discrete	numeric-2.0	435	0	-
3	p5v15	A3. 請問你贊不贊成政府與中國大陸簽署的兩岸服務貿易協定?	discrete	numeric-2.0	435	0	-

Group B.318事件

#	Name	Label	Type	Format	Valid	Invalid	Question
1	p5v16	B1. 請問你的朋友或是同學有沒有去過立法院周邊參加這個活動?	discrete	numeric-2.0	435	0	-
2	p5v17	B2. 那您呢?請問您有沒有參加這個活動?	discrete	numeric-2.0	435	0	-
3	p5v18	B3. 請問您對於立法院審查兩岸服貿協議的立場是?	discrete	numeric-2.0	435	0	-

Group C.對下列事情的看法

#	Name	Label	Type	Format	Valid	Invalid	Question
1	p5v19	C1. 有人說:「我們一般民眾對政府的作為,沒有任何影響力。」請問您同不同意這種說法?	discrete	numeric-2.0	435	0	-
2	p5v20	C2. 有人說:「政府官員不會在乎我們一般民眾的想法。」請問您同不同意這種說法?	discrete	numeric-2.0	435	0	-
3	p5v21	C3. 有人說:「政治有時候太複雜了,所以我們一般民眾實在搞不懂。」請問您同不同意這種說法?	discrete	numeric-2.0	435	0	-
4	p5v22	C4. 有人說:「政府所做的事大多數是正確的。」請問您同不同意這種說法?	discrete	numeric-2.0	435	0	-
5	p5v23	C5. 有人說:「政府官員時常浪費一般民眾所繳納的稅金。」請問您同不同意這種說法?	discrete	numeric-2.0	435	0	-
6	p5v24	C6. 請問您認為政府決定重大政策時,會不會把「民眾的福利」放在第一優先考慮的地位?	discrete	numeric-2.0	435	0	-
7	p5v25	C7. 請問您相不相信政府首長(例如:像總統、院長、部長)在電視或報紙上所說的話?	discrete	numeric-2.0	435	0	-

Group D.傳播媒體

#	Name	Label	Type	Format	Valid	Invalid	Question
1	p5v26	D1. 您觀看電視(含該台網路新聞)新聞報導的情形是:	discrete	numeric-1.0	435	0	-

#	Name	Label	Type	Format	Valid	Invalid	Question
2	p5v27	D1a. 當您觀看電視的新聞報導時,您的注意程度為何?	discrete	numeric-1.0	429	6	-
3	p5v28	D2. 您閱讀報紙上(含該報電子報)政治新聞的情形是:	discrete	numeric-1.0	435	0	-
4	p5v29	D2a. 當您閱讀報紙的政治新聞時,您的注意程度為何?	discrete	numeric-1.0	402	33	-
5	p5v30	D3. 您閱讀政論性雜誌的情形是:	discrete	numeric-1.0	435	0	-
6	p5v31	D3a. 當您閱讀政論性雜誌時,您的注意程度為何?	discrete	numeric-1.0	234	201	-
7	p5v32	D4. 您閱讀網路上政治新聞(如:Yahoo新聞、Facebook、BBS...等)的情況是:	discrete	numeric-1.0	435	0	-
8	p5v33	D4a. 當您閱讀網路上政治新聞時,您的注意程度為何?	discrete	numeric-1.0	410	25	-

Group E.學校事務與社團

#	Name	Label	Type	Format	Valid	Invalid	Question
1	p5v34	E1. 您是否常參加或聆聽學校所舉辦的有關公共事務或社會問題的演講或座談會?	discrete	numeric-1.0	435	0	-
2	p5v35	E2. 您是否曾經向學校提出與校務有關的意見?	discrete	numeric-1.0	435	0	-
3	p5v36	E3a. 您是否曾經參加校內以關心政治與社會議題為主的社團?	discrete	numeric-1.0	435	0	-
4	p5v37	E3b. 您是否曾經參加校內的社團(以關心政治與社會議題為主的社團、學生會及系學會除外)?	discrete	numeric-1.0	435	0	-
5	p5v38	E3c. 您是否曾經擔任社團幹部或競選社團負責人(包括學生會及系學會)?	discrete	numeric-1.0	435	0	-
6	p5v39	E3d. 您認為自己在學校的社團活不活躍?	discrete	numeric-1.0	363	72	-
7	p5v40	E3e. 您是否時常參與社團的決策?	discrete	numeric-1.0	363	72	-
8	p5v41	E4. 請問您是否曾經進行志工服務?	discrete	numeric-1.0	435	0	-

Group F.表達意見

#	Name	Label	Type	Format	Valid	Invalid	Question
1	p5v42	F1a. 向政府官員、民意代表或政黨反映意見提出要求?	discrete	numeric-2.0	435	0	-

#	Name	Label	Type	Format	Valid	Invalid	Question
2	p5v43	F1b. 向大眾傳播媒體投訴 反映意見?	discrete	numeric-2.0	435	0	-
3	p5v44	F1c. 透過網路發表評論?	discrete	numeric-2.0	435	0	-
4	p5v45	F1d. 遊行、示威、靜坐或 其他自力救濟方式?	discrete	numeric-2.0	435	0	-
5	p5v46	F1e. 在請願書上簽名?	discrete	numeric-2.0	435	0	-

Group G. 對台灣一詞的感受

#	Name	Label	Type	Format	Valid	Invalid	Question
1	p5v47	G1a. [充滿希望的] 當我們 講到臺灣時,你認為以下的 形容詞適不適合描述你的 心理上感受。	discrete	numeric-2.0	435	0	-
2	p5v48	G1b. [熱血澎湃的] 當我們 講到臺灣時,你認為以下的 形容詞適不適合描述你的 心理上感受。	discrete	numeric-2.0	435	0	-
3	p5v49	G1c. [沮喪的] 當我們講到 臺灣時,你認為以下的形容 詞適不適合描述你的心理 上感受。	discrete	numeric-2.0	435	0	-
4	p5v50	G1d. [難過的] 當我們講到 臺灣時,你認為以下的形容 詞適不適合描述你的心理 上感受。	discrete	numeric-2.0	435	0	-
5	p5v51	G1e. [憤怒的] 當我們講到 臺灣時,你認為以下的形容 詞適不適合描述你的心理 上感受。	discrete	numeric-2.0	435	0	-
6	p5v52	G1f. [擔心的] 當我們講到 臺灣時,你認為以下的形容 詞適不適合描述你的心理 上感受。	discrete	numeric-2.0	435	0	-
7	p5v53	G2a. [充滿希望的] 當我們 講到中國大陸時,你認為以 下的形容詞適不適合描述 你的心理上感受。	discrete	numeric-2.0	435	0	-
8	p5v54	G2b. [熱血澎湃的] 當我們 講到中國大陸時,你認為以 下的形容詞適不適合描述 你的心理上感受。	discrete	numeric-2.0	435	0	-
9	p5v55	G2c. [沮喪的] 當我們講到 中國大陸時,你認為以下的 形容詞適不適合描述你的 心理上感受。	discrete	numeric-2.0	435	0	-
10	p5v56	G2d. [難過的] 當我們講到 中國大陸時,你認為以下的 形容詞適不適合描述你的 心理上感受。	discrete	numeric-2.0	435	0	-
11	p5v57	G2e. [憤怒的] 當我們講到 中國大陸時,你認為以下的 形容詞適不適合描述你的 心理上感受。	discrete	numeric-2.0	435	0	-
12	p5v58	G2f. [擔心的] 當我們講到 中國大陸時,你認為以下的	discrete	numeric-2.0	435	0	-

#	Name	Label	Type	Format	Valid	Invalid	Question
		形容詞適不適合描述你的心理上感受。					

Group H.個人特質

#	Name	Label	Type	Format	Valid	Invalid	Question
1	p5v59	H1a. 您對用這個特質是否適合用來描述你的同意程度 [外向、熱情]	discrete	numeric-2.0	435	0	-
2	p5v60	H1b. 您對用這個特質是否適合用來描述你的同意程度 [不主動表達意見、安靜]	discrete	numeric-2.0	435	0	-
3	p5v61	H1c. 您對用這個特質是否適合用來描述你的同意程度 [為他人著想、貼心]	discrete	numeric-2.0	435	0	-
4	p5v62	H1d. 您對用這個特質是否適合用來描述你的同意程度 [批判、喜歡辯論]	discrete	numeric-2.0	435	0	-
5	p5v63	H1e. 您對用這個特質是否適合用來描述你的同意程度 [可以依賴的、自制的]	discrete	numeric-2.0	435	0	-
6	p5v64	H1f. 您對用這個特質是否適合用來描述你的同意程度 [毫無組織、漫不經心]	discrete	numeric-2.0	435	0	-
7	p5v65	H1g. 您對用這個特質是否適合用來描述你的同意程度 [沈穩、情緒穩定]	discrete	numeric-2.0	435	0	-
8	p5v66	H1h. 您對用這個特質是否適合用來描述你的同意程度 [焦慮、容易沮喪]	discrete	numeric-2.0	435	0	-
9	p5v67	H1j. 您對用這個特質是否適合用來描述你的同意程度 [追求嘗試新事務或是經歷]	discrete	numeric-2.0	435	0	-
10	p5v68	H1k. 您對用這個特質是否適合用來描述你的同意程度 [保守、循規蹈矩]	discrete	numeric-2.0	435	0	-

Group J.對兩岸議題的看法

#	Name	Label	Type	Format	Valid	Invalid	Question
1	p5v69	J1. 如果0代表非常不可信,10代表非常可信,從0到10請問您會給大陸政府多少?	discrete	numeric-2.0	435	0	-
2	p5v70	J2. 如果0代表非常不可信,10代表非常可信,從0到10請問您會給大陸人民多少?	discrete	numeric-2.0	435	0	-
3	p5v71	J3. 如果0代表非常不喜歡,10代表非常喜歡,從0到10請問您會給中國大陸多少?	discrete	numeric-2.0	435	0	-
4	p5v72	J4. 有關臺灣文化和中華文化的內容,請問您認為是完	discrete	numeric-1.0	435	0	-

#	Name	Label	Type	Format	Valid	Invalid	Question
		全不同,大部分不同,大部分相同,還是完全相同?					
5	p5v73	J5. 有人說:「臺灣與大陸是二個獨立的國家。」;也有人說:「臺灣與大陸是同一個國家,只是目前暫時分開」,請問您比較同意哪一種說法?	discrete	numeric-2.0	435	0	-
6	p5v74	J6. 如果臺灣與大陸簽署協定,大陸保證不攻打臺灣,臺灣也保證不宣佈獨立,請問您贊不贊成這樣的協定?	discrete	numeric-1.0	435	0	-
7	p5v75	J7. 請問您認為臺灣整體的經濟狀況,有沒有因為馬英九總統的兩岸經貿政策而變好、變壞或是沒有改變?	discrete	numeric-2.0	435	0	-
8	p5v76	J8. 請問您認為您家裡的經濟狀況,有沒有因為馬英九總統的兩岸經貿政策而變好、變壞或是沒有改變?	discrete	numeric-2.0	435	0	-

Group K.個人資料

#	Name	Label	Type	Format	Valid	Invalid	Question
1	p5v77	K1. 以您所瞭解的臺灣社會狀況,請問您認為您家庭的社會經濟地位是屬於哪一個階層?	discrete	numeric-1.0	435	0	-
2	p5v78	K2. 請問您的父母親目前一個月平均總收入,加起來大約共有多少?	discrete	numeric-1.0	435	0	-
3	p5v79	K3. 請問您認為自己是「支持國民黨的」、「支持民進黨的」、「支持親民黨的」還是「支持臺聯的」。	discrete	numeric-2.0	435	0	-
4	p5v80	K3. 請問您認為自己是「支持國民黨的」、「支持民進黨的」、「支持親民黨的」還是「支持臺聯的」? 其他(請寫明)(跳問K3b)	discrete	character-255	15	0	-
5	p5v800	K3. 請問您認為自己是「支持國民黨的」、「支持民進黨的」、「支持親民黨的」還是「支持臺聯的」? 其他(請寫明)(跳問K3b)	discrete	character-255	0	0	-
6	p5v801	K3. 請問您認為自己是「支持國民黨的」、「支持民進黨的」、「支持親民黨的」還是「支持臺聯的」? 其他(請寫明)(跳問K3b)	discrete	character-255	0	0	-
7	p5v802	K3. 請問您認為自己是「支持國民黨的」、「支持民進黨的」、「支持親民黨的」還是「支持臺聯的」? 其他(請寫明)(跳問K3b)	discrete	character-9	0	0	-
8	p5v81	K3a. 請問您是非常支持該黨,還是普普通通?	discrete	numeric-1.0	75	360	-

#	Name	Label	Type	Format	Valid	Invalid	Question
9	p5v82	K3b. 請問您比較偏向國民黨、偏向民進黨、偏向親民黨、偏向臺聯,或是都不偏?	discrete	numeric-2.0	360	75	-
10	p5v83	K3b. 請問您比較偏向國民黨、偏向民進黨、偏向親民黨、偏向臺聯,或是都不偏?其他(請寫明)	discrete	character-255	1	0	-
11	p5v830	K3b. 請問您比較偏向國民黨、偏向民進黨、偏向親民黨、偏向臺聯,或是都不偏?其他(請寫明)	discrete	character-255	0	0	-
12	p5v831	K3b. 請問您比較偏向國民黨、偏向民進黨、偏向親民黨、偏向臺聯,或是都不偏?其他(請寫明)	discrete	character-255	0	0	-
13	p5v832	K3b. 請問您比較偏向國民黨、偏向民進黨、偏向親民黨、偏向臺聯,或是都不偏?其他(請寫明)	discrete	character-9	0	0	-
14	p5v84	K4. 請問您認為自己是「臺灣人」、「中國人」,或者都是?	discrete	numeric-2.0	435	0	-
15	p5v85	K5. 關於臺灣和大陸的關係,有下面幾種不同的看法。請問您比較偏向哪一種?	discrete	numeric-1.0	435	0	-
16	p5v86	K6. 如果我們提供1000元的出席費,邀請您和其他同學討論一些議題,您是否會出席	discrete	numeric-2.0	435	0	-
17	p5v87	K6a.請問您方便參加的地點為:	discrete	numeric-2.0	123	312	-

Group 新增變項

#	Name	Label	Type	Format	Valid	Invalid	Question
1	p5v88	[請問您的名字是] 非常感謝您的協助,我們會再打電話確認討論的時間和地點:	discrete	character-255	0	0	-
2	p5v880	[請問您的名字是] 非常感謝您的協助,我們會再打電話確認討論的時間和地點:	discrete	character-255	0	0	-
3	p5v881	[請問您的名字是] 非常感謝您的協助,我們會再打電話確認討論的時間和地點:	discrete	character-255	0	0	-
4	p5v882	[請問您的名字是] 非常感謝您的協助,我們會再打電話確認討論的時間和地點:	discrete	character-9	0	0	-
5	p5v89	[請問您的聯絡電話是] 非常感謝您的協助,我們會再打電話確認討論的時間和地點:	discrete	numeric-10.0	0	435	-
6	p5nv27	當您觀看電視的新聞報導時,您的注意程度為何?	discrete	numeric-8.0	435	0	-

#	Name	Label	Type	Format	Valid	Invalid	Question
7	p5nv29	當您閱讀報紙的政治新聞時,您的注意程度為何?	discrete	numeric-8.0	435	0	-
8	p5nv31	當您閱讀政論性雜誌時,您的注意程度為何?	discrete	numeric-8.0	435	0	-
9	p5nv33	當您閱讀網路上的政治新聞時,您的注意程度為何?	discrete	numeric-8.0	435	0	-
10	p5nv39	您認為自己在學校的社團活不活躍?	discrete	numeric-8.0	435	0	-
11	p5nv40	您是否時常參與社團的決策?	discrete	numeric-8.0	435	0	-
12	p5nv87	請問您方便參加的地點為:	discrete	numeric-8.0	435	0	-
13	p5t_cidentity	臺灣人/中國人認同	discrete	numeric-8.0	435	0	-
14	p5tondu	統獨立場	discrete	numeric-8.0	435	0	-
15	p5tondu3	統獨三分類	discrete	numeric-8.0	435	0	-
16	p5nv80	[其它]請問您認為自己是「支持國民黨的」、「支持民進黨的」、「支持親民黨的」、「支持台聯的」,還是支持其他政黨?	discrete	numeric-8.0	435	0	-
17	p5v7980	請問您認為自己是「支持國民黨的」、「支持民進黨的」、「支持親民黨的」、「支持台聯的」,還是支持其他政黨?	discrete	numeric-8.0	435	0	-
18	p5nv81	請問您是非常支持該黨,還是普普通通?	discrete	numeric-8.0	435	0	-
19	p5nv83	[其它]請問您比較偏向國民黨、偏向民進黨、偏向親民黨、偏向台聯,或是都不偏?	discrete	numeric-8.0	435	0	-
20	p5v8283	請問您比較偏向國民黨、偏向民進黨、偏向親民黨、偏向台聯,或是都不偏?	discrete	numeric-8.0	435	0	-
21	p5partyid	政黨認同	discrete	numeric-8.0	435	0	-
22	p5partyid3	政黨認同三分類	discrete	numeric-8.0	435	0	-
23	p5party	政黨支持	discrete	numeric-8.0	435	0	-
24	p5student_1	大三在學狀況	discrete	numeric-8.0	435	0	-
25	p5student	大三時是否在學	discrete	numeric-8.0	435	0	-
26	p5school	[大三]受訪者學校	discrete	numeric-8.0	435	0	-
27	p5strata5	層別5	discrete	numeric-8.0	435	0	-
28	p5strata9	層別9	discrete	numeric-8.0	435	0	-
29	p5wave	第六波訪問	discrete	numeric-8.0	435	0	-
30	p4student_1	大三在學狀況	discrete	numeric-8.0	361	74	-
31	p4student	大三時是否在學	discrete	numeric-8.0	361	74	-
32	p4school	[大三]受訪者學校	discrete	numeric-8.0	361	74	-
33	p4strata5	層別5	discrete	numeric-8.0	361	74	-
34	p4strata9	層別9	discrete	numeric-8.0	361	74	-
35	p1school	[大二]受訪者學校	discrete	numeric-8.0	253	182	-

#	Name	Label	Type	Format	Valid	Invalid	Question
36	p1strata5	層別5	discrete	numeric-8.0	253	182	-
37	p1strata9	層別9	discrete	numeric-8.0	253	182	-
38	school	受訪者學校?	discrete	numeric-2.0	435	0	-
39	strata5	層別5	discrete	numeric-8.0	435	0	-
40	strata9	層別9	discrete	numeric-8.0	435	0	-
41	fpartyid	父親政黨認同	discrete	numeric-8.0	435	0	-
42	mpartyid	母親政黨認同	discrete	numeric-8.0	435	0	-
43	fparty	父親政黨支持	discrete	numeric-8.0	435	0	-
44	mparty	母親政黨支持	discrete	numeric-8.0	435	0	-
45	birth	出生年	discrete	numeric-8.0	435	0	-
46	fedu	父親教育程度	discrete	numeric-8.0	435	0	-
47	medu	母親教育程度	discrete	numeric-8.0	435	0	-
48	sengi	父親省籍	discrete	numeric-8.0	435	0	-
49	msengi	母親省籍	discrete	numeric-8.0	435	0	-
50	fcareer5	父親職業五分類	discrete	numeric-8.0	435	0	-
51	fcareer8	父親職業八分類	discrete	numeric-8.0	435	0	-
52	mcareer5	母親職業五分類	discrete	numeric-8.0	435	0	-
53	mcareer8	母親職業八分類	discrete	numeric-8.0	435	0	-
54	sex	性別	discrete	numeric-8.0	435	0	-

Group J. 統獨

#	Name	Label	Type	Format	Valid	Invalid	Question
1	p6v70	J1. 關於臺灣和大陸的關係, 有下面幾種不同的看法。請問您比較偏向哪一種?	discrete	numeric-1.0	417	0	-
2	p6v71	J2. 如果臺灣宣佈獨立會引起大陸攻打臺灣, 請問您贊不贊成臺灣獨立?	discrete	numeric-1.0	417	0	-

Group K. 對台灣一詞的感受

#	Name	Label	Type	Format	Valid	Invalid	Question
1	p6v72	K1a. [充滿希望的] 當我們講到臺灣時, 你認為以下的形容詞適不適合描述你的心理上感受:	discrete	numeric-2.0	417	0	-
2	p6v73	K1b. [熱血澎湃的] 當我們講到臺灣時, 你認為以下的形容詞適不適合描述你的心理上感受:	discrete	numeric-2.0	417	0	-
3	p6v74	K1c. [振奮人心的] 當我們講到臺灣時, 你認為以下的形容詞適不適合描述你的心理上感受:	discrete	numeric-2.0	417	0	-
4	p6v75	K1d. [高興的] 當我們講到臺灣時, 你認為以下的形容詞適不適合描述你的心理上感受:	discrete	numeric-2.0	417	0	-

#	Name	Label	Type	Format	Valid	Invalid	Question
5	p6v76	K1e. [沮喪的] 當我們講到臺灣時,你認為以下的形容詞適不適合描述你的心理上感受:	discrete	numeric-2.0	417	0	-
6	p6v77	K1f. [難過的] 當我們講到臺灣時,你認為以下的形容詞適不適合描述你的心理上感受:	discrete	numeric-2.0	417	0	-
7	p6v78	K1g. [憤怒的] 當我們講到臺灣時,你認為以下的形容詞適不適合描述你的心理上感受:	discrete	numeric-2.0	417	0	-
8	p6v79	K1h. [擔心的] 當我們講到臺灣時,你認為以下的形容詞適不適合描述你的心理上感受:	discrete	numeric-2.0	417	0	-
9	p6v80	K2a. [充滿希望的] 當我們講到中國大陸時,你認為以下的形容詞適不適合描述你的心理上感受:	discrete	numeric-2.0	417	0	-
10	p6v81	K2b. [熱血澎湃的] 當我們講到中國大陸時,你認為以下的形容詞適不適合描述你的心理上感受:	discrete	numeric-2.0	417	0	-
11	p6v82	K2c. [振奮人心的] 當我們講到中國大陸時,你認為以下的形容詞適不適合描述你的心理上感受:	discrete	numeric-2.0	417	0	-
12	p6v83	K2d. [高興的] 當我們講到中國大陸時,你認為以下的形容詞適不適合描述你的心理上感受:	discrete	numeric-2.0	417	0	-
13	p6v84	K2e. [沮喪的] 當我們講到中國大陸時,你認為以下的形容詞適不適合描述你的心理上感受:	discrete	numeric-2.0	417	0	-
14	p6v85	K2f. [難過的] 當我們講到中國大陸時,你認為以下的形容詞適不適合描述你的心理上感受:	discrete	numeric-2.0	417	0	-
15	p6v86	K2g. [憤怒的] 當我們講到中國大陸時,你認為以下的形容詞適不適合描述你的心理上感受:	discrete	numeric-2.0	417	0	-
16	p6v87	K2h. [擔心的] 當我們講到中國大陸時,你認為以下的形容詞適不適合描述你的心理上感受:	discrete	numeric-2.0	417	0	-

Group L.對大陸的看法

#	Name	Label	Type	Format	Valid	Invalid	Question
1	p6v88	L1. 如果0代表非常不可信,10代表非常可信,從0到10請問您會給大陸政府多少?	discrete	numeric-2.0	417	0	-
2	p6v89	L2. 如果0代表非常不可信,10代表非常可信,從0到	discrete	numeric-2.0	417	0	-

#	Name	Label	Type	Format	Valid	Invalid	Question
		10請問您會給大陸人民多少?					
3	p6v90	L3. 請問您認為大陸政府對我們政府的態度是友善還是不友善?	discrete	numeric-1.0	417	0	-
4	p6v91	L4. 請問您認為大陸政府對臺灣人民的態度是友善還是不友善?	discrete	numeric-1.0	417	0	-

Group M.政黨傾向

#	Name	Label	Type	Format	Valid	Invalid	Question
1	p6v92	M1. 請問您認為自己是「支持國民黨的」、「支持民進黨的」、「支持親民黨的」還是「支持臺聯的」?	discrete	numeric-2.0	417	0	-
2	p6v93	M1. 請問您認為自己是「支持國民黨的」、「支持民進黨的」、「支持親民黨的」還是「支持臺聯的」? 其他(請寫明) __	discrete	character-255	9	0	-
3	p6v930	M1. 請問您認為自己是「支持國民黨的」、「支持民進黨的」、「支持親民黨的」還是「支持臺聯的」? 其他(請寫明) __	discrete	character-48	0	0	-
4	p6v94	M1a. 請問您是非常支持該黨,還是普普通通?	discrete	numeric-1.0	95	322	-
5	p6v95	M1b. 請問您比較偏向國民黨、偏向民進黨、偏向親民黨、偏向臺聯,或是都不偏?	discrete	numeric-2.0	322	95	-
6	p6v96	M1b. 請問您比較偏向國民黨、偏向民進黨、偏向親民黨、偏向臺聯,或是都不偏?其他(請寫明) __	discrete	character-255	4	0	-
7	p6v960	M1b. 請問您比較偏向國民黨、偏向民進黨、偏向親民黨、偏向臺聯,或是都不偏?其他(請寫明) __	discrete	character-48	0	0	-

Group 新增變項

#	Name	Label	Type	Format	Valid	Invalid	Question
1	p6nv15	當您觀看電視的新聞報導時,您的注意程度為何?	discrete	numeric-8.0	417	0	-
2	p6nv17	當您閱讀報紙的政治新聞時,您的注意程度為何?	discrete	numeric-8.0	417	0	-
3	p6nv19	當您閱讀網路上的政治新聞時,您的注意程度為何?	discrete	numeric-8.0	417	0	-
4	p6nv21	當您觀看電視上政論性談話節目時,您的注意程度為何?	discrete	numeric-8.0	417	0	-
5	p6nv25	您是否時常參與社團的決策?	discrete	numeric-8.0	417	0	-

#	Name	Label	Type	Format	Valid	Invalid	Question
6	p6nv45	[修同一門課] 請問您在念大三這段時間,跟來臺大陸學生(不含港、澳)有以下哪些接觸經驗?(可複選)	discrete	numeric-8.0	417	0	-
7	p6nv46	[一起做報告] 請問您在念大三這段時間,跟來臺大陸學生(不含港、澳)有以下哪些接觸經驗?(可複選)	discrete	numeric-8.0	417	0	-
8	p6nv47	[參加同一個社團] 請問您在念大三這段時間,跟來臺大陸學生(不含港、澳)有以下哪些接觸經驗?(可複選)	discrete	numeric-8.0	417	0	-
9	p6nv48	[一起辦活動] 請問您在念大三這段時間,跟來臺大陸學生(不含港、澳)有以下哪些接觸經驗?(可複選)	discrete	numeric-8.0	417	0	-
10	p6nv49	[一起出去玩] 請問您在念大三這段時間,跟來臺大陸學生(不含港、澳)有以下哪些接觸經驗?(可複選)	discrete	numeric-8.0	417	0	-
11	p6nv50	[共同討論時事] 請問您在念大三這段時間,跟來臺大陸學生(不含港、澳)有以下哪些接觸經驗?(可複選)	discrete	numeric-8.0	417	0	-
12	p6nv51	[請陸生到家裡作客] 請問您在念大三這段時間,跟來臺大陸學生(不含港、澳)有以下哪些接觸經驗?(可複選)	discrete	numeric-8.0	417	0	-
13	p6nv52	[與陸生成為情侶] 請問您在念大三這段時間,跟來臺大陸學生(不含港、澳)有以下哪些接觸經驗?(可複選)	discrete	numeric-8.0	417	0	-
14	p6nv53	[其他] 請問您在念大三這段時間,跟來臺大陸學生(不含港、澳)有以下哪些接觸經驗?(可複選)	discrete	numeric-8.0	417	0	-
15	p6nv54e	[聊天] 請問您在念大三這段時間,跟來臺大陸學生(不含港、澳)有以下哪些接觸經驗?(可複選)	discrete	numeric-8.0	417	0	-
16	p6nv54f	[一起參加校內活動] 請問您在念大三這段時間,跟來臺大陸學生(不含港、澳)有以下哪些接觸經驗?(可複選)	discrete	numeric-8.0	417	0	-
17	p6nv54g	[一起吃飯] 請問您在念大三這段時間,跟來臺大陸學生(不含港、澳)有以下哪些接觸經驗?(可複選)	discrete	numeric-8.0	417	0	-
18	p6nv54j	[參訪] 請問您在念大三這段時間,跟來臺大陸學生(不含港、澳)有以下哪些接觸經驗?(可複選)	discrete	numeric-8.0	417	0	-
19	p6nv54k	[去大陸實習] 請問您在念大三這段時間,跟來臺大陸	discrete	numeric-8.0	417	0	-

















#	Name	Label	Type	Format	Valid	Invalid	Question
		學生(不含港、澳)有以下 哪些接觸經驗?(可複選)					
20	p6nv54m	[說過話、短暫交談] 請問 您在念大三這段時間,跟來 臺大陸學生(不含港、澳) 有以下哪些接觸經驗?(可 複選)	discrete	numeric-8.0	417	0	-
21	p6nv54z	[拒答] 請問您在念大三這 段時間,跟來臺大陸學生 (不含港、澳)有以下哪些 接觸經驗?(可複選)	discrete	numeric-8.0	417	0	-
22	p6v6364	我們常常說「我們的國 家」,請問您,當您說「我 們的國家」時,您所指的是 下列的哪一種?	discrete	numeric-8.0	417	0	-
23	p6v6566	當您說「我國的文化」的 時候,您所指的是下列的哪 一種?	discrete	numeric-8.0	417	0	-
24	p6nv93	[其它]請問您認為自己是 「支持國民黨的」、「支 持民進黨的」、「支持 親民黨的」、「支持臺聯 的」,還是支持其他政黨?	discrete	numeric-8.0	417	0	-
25	p6v9293	請問您認為自己是「支持 國民黨的」、「支持民 進黨的」、「支持親民黨 的」、「支持臺聯的」,還 是支持其他政黨?	discrete	numeric-8.0	417	0	-
26	p6nv94	請問您是非常支持該黨,還 是普普通通?	discrete	numeric-8.0	417	0	-
27	p6nv96	[其它]請問您比較偏向國 民黨、偏向民進黨、偏向 親民黨、偏向臺聯,或是都 不偏?	discrete	numeric-8.0	417	0	-
28	p6v9596	請問您比較偏向國民黨、 偏向民進黨、偏向親民 黨、偏向臺聯,或是都不 偏?	discrete	numeric-8.0	417	0	-
29	p6t_cidentity	臺灣人/中國人認同	discrete	numeric-8.0	417	0	-
30	p6tondu	統獨立場	discrete	numeric-8.0	417	0	-
31	p6tondu3	統獨三分類	discrete	numeric-8.0	417	0	-
32	p6partyid	政黨認同	discrete	numeric-8.0	417	0	-
33	p6partyid3	政黨認同三分類	discrete	numeric-8.0	417	0	-
34	p6party	政黨支持	discrete	numeric-8.0	417	0	-
35	p6student_1	大三在學狀況	discrete	numeric-8.0	417	0	-
36	p6student	大三時是否在學	discrete	numeric-8.0	417	0	-
37	p6school	[大三]受訪者學校	discrete	numeric-8.0	417	0	-
38	p6strata5	層別5	discrete	numeric-8.0	417	0	-
39	p6strata9	層別9	discrete	numeric-8.0	417	0	-
40	p6wave	第六波訪問	discrete	numeric-8.0	417	0	-
41	p4student_1	大三在學狀況	discrete	numeric-8.0	335	82	-
42	p4student	大三時是否在學	discrete	numeric-8.0	335	82	-

#	Name	Label	Type	Format	Valid	Invalid	Question
43	p4school	[大三]受訪者學校	discrete	numeric-8.0	335	82	-
44	p4strata5	層別5	discrete	numeric-8.0	335	82	-
45	p4strata9	層別9	discrete	numeric-8.0	335	82	-
46	p1school	[大二]受訪者學校	discrete	numeric-8.0	246	171	-
47	p1strata5	層別5	discrete	numeric-8.0	246	171	-
48	p1strata9	層別9	discrete	numeric-8.0	246	171	-
49	school	受訪者學校?	discrete	numeric-8.0	417	0	-
50	strata5	層別5	discrete	numeric-8.0	417	0	-
51	strata9	層別9	discrete	numeric-8.0	417	0	-
52	sex	性別	discrete	numeric-8.0	417	0	-
53	birth	出生年	discrete	numeric-8.0	417	0	-
54	fedu	父親教育程度	discrete	numeric-8.0	417	0	-
55	medu	母親教育程度	discrete	numeric-8.0	417	0	-
56	sengi	父親省籍	discrete	numeric-8.0	417	0	-
57	msengi	母親省籍	discrete	numeric-8.0	417	0	-
58	fcareer5	父親職業五分類	discrete	numeric-8.0	417	0	-
59	fcareer8	父親職業八分類	discrete	numeric-8.0	417	0	-
60	mcareer5	母親職業五分類	discrete	numeric-8.0	417	0	-
61	mcareer8	母親職業八分類	discrete	numeric-8.0	417	0	-
62	fpartyid	父親政黨認同	discrete	numeric-8.0	417	0	-
63	mpartyid	母親政黨認同	discrete	numeric-8.0	417	0	-
64	fparty	父親政黨支持	discrete	numeric-8.0	417	0	-
65	mparty	母親政黨支持	discrete	numeric-8.0	417	0	-

Variables Description

Dataset contains 499 variable(s)

File : data1			
# id: 樣本編號			
Information	[Type= continuous] [Format=numeric] [Range= 120104-2560312] [Missing=*]		
Statistics [NW/ W]	[Valid=417 /-] [Invalid=0 /-] [Mean=1171417.969 /-] [StdDev=740543.809 /-]		
# p4v13: A1. 您觀看電視(含該台網路新聞)新聞報導的情形是:			
Information	[Type= discrete] [Format=numeric] [Range= 1-4] [Missing=*]		
Statistics [NW/ W]	[Valid=417 /-] [Invalid=0 /-]		
Value	Label	Cases	Percentage
1	從不	6	<div><div></div></div> 1.4%
2	很少	122	<div><div></div></div> 29.3%
3	有時	171	<div><div></div></div> 41.0%
4	時常	118	<div><div></div></div> 28.3%
Warning: these figures indicate the number of cases found in the data file. They cannot be interpreted as summary statistics of the population of interest.			
# p4v14: A1a. 當您觀看電視的新聞報導時,您的注意程度為何?			
Information	[Type= discrete] [Format=numeric] [Range= 1-4] [Missing=*]		
Statistics [NW/ W]	[Valid=411 /-] [Invalid=6 /-]		
Value	Label	Cases	Percentage
1	從不注意	0	
2	不太注意	62	<div><div></div></div> 15.1%
3	有點注意	288	<div><div></div></div> 70.1%
4	非常注意	61	<div><div></div></div> 14.8%
Sysmiss		6	
Warning: these figures indicate the number of cases found in the data file. They cannot be interpreted as summary statistics of the population of interest.			
# p4v15: A2. 您閱讀報紙上(含該報電子報)政治新聞的情形是:			
Information	[Type= discrete] [Format=numeric] [Range= 1-4] [Missing=*]		
Statistics [NW/ W]	[Valid=417 /-] [Invalid=0 /-]		
Value	Label	Cases	Percentage
1	從不	37	<div><div></div></div> 8.9%
2	很少	214	<div><div></div></div> 51.3%
3	有時	133	<div><div></div></div> 31.9%
4	時常	33	<div><div></div></div> 7.9%
Warning: these figures indicate the number of cases found in the data file. They cannot be interpreted as summary statistics of the population of interest.			
# p4v16: A2a. 當您閱讀報紙的政治新聞時,您的注意程度為何?			
Information	[Type= discrete] [Format=numeric] [Range= 1-4] [Missing=*]		
Statistics [NW/ W]	[Valid=380 /-] [Invalid=37 /-]		
Value	Label	Cases	Percentage
1	從不注意	14	<div><div></div></div> 3.7%
2	不太注意	192	<div><div></div></div> 50.5%
3	有點注意	155	<div><div></div></div> 40.8%
4	非常注意	19	<div><div></div></div> 5.0%
Sysmiss		37	
Warning: these figures indicate the number of cases found in the data file. They cannot be interpreted as summary statistics of the population of interest.			

File : data1			
# p4v17: A3. 您閱讀政論性雜誌的情形是：			
Information	[Type= discrete] [Format=numeric] [Range= 1-4] [Missing=*]		
Statistics [NW/ W]	[Valid=417 /-] [Invalid=0 /-]		
Value	Label	Cases	Percentage
1	從不	194	 46.5%
2	很少	184	 44.1%
3	有時	34	 8.2%
4	時常	5	 1.2%
Warning: these figures indicate the number of cases found in the data file. They cannot be interpreted as summary statistics of the population of interest.			
# p4v18: A3a. 當您閱讀政論性雜誌時, 您的注意程度為何?			
Information	[Type= discrete] [Format=numeric] [Range= 1-4] [Missing=*]		
Statistics [NW/ W]	[Valid=223 /-] [Invalid=194 /-]		
Value	Label	Cases	Percentage
1	從不注意	8	 3.6%
2	不太注意	133	 59.6%
3	有點注意	72	 32.3%
4	非常注意	10	 4.5%
Sysmiss		194	
Warning: these figures indicate the number of cases found in the data file. They cannot be interpreted as summary statistics of the population of interest.			
# p4v19: A4. 您閱讀網路上政治新聞(如:Yahoo新聞、Facebook、BBS...等)的情況是：			
Information	[Type= discrete] [Format=numeric] [Range= 1-4] [Missing=*]		
Statistics [NW/ W]	[Valid=417 /-] [Invalid=0 /-]		
Value	Label	Cases	Percentage
1	從不	42	 10.1%
2	很少	170	 40.8%
3	有時	140	 33.6%
4	時常	65	 15.6%
Warning: these figures indicate the number of cases found in the data file. They cannot be interpreted as summary statistics of the population of interest.			
# p4v20: A4a. 當您閱讀網路上政治新聞時, 您的注意程度為何?			
Information	[Type= discrete] [Format=numeric] [Range= 1-4] [Missing=*]		
Statistics [NW/ W]	[Valid=375 /-] [Invalid=42 /-]		
Value	Label	Cases	Percentage
1	從不注意	8	 2.1%
2	不太注意	185	 49.3%
3	有點注意	154	 41.1%
4	非常注意	28	 7.5%
Sysmiss		42	
Warning: these figures indicate the number of cases found in the data file. They cannot be interpreted as summary statistics of the population of interest.			
# p4v21: B1. 政治是骯髒的事, 還是少碰為妙。			
Information	[Type= discrete] [Format=numeric] [Range= 1-4] [Missing=*]		
Statistics [NW/ W]	[Valid=417 /-] [Invalid=0 /-]		

File : data1

p4v21: B1. 政治是骯髒的事,還是少碰為妙。

Value	Label	Cases	Percentage
1	非常不同意	46	<div><div></div></div> 11.0%
2	不太同意	188	<div><div></div></div> 45.1%
3	有點同意	155	<div><div></div></div> 37.2%
4	非常同意	28	<div><div></div></div> 6.7%

Warning: these figures indicate the number of cases found in the data file. They cannot be interpreted as summary statistics of the population of interest.

p4v22: B2. 在唸大三這段時間,我的政治態度受到了系上老師的影響。

Information	[Type= discrete] [Format=numeric] [Range= 1-4] [Missing=*]
Statistics [NW/ W]	[Valid=417 /-] [Invalid=0 /-]

Value	Label	Cases	Percentage
1	非常不同意	215	<div><div></div></div> 51.6%
2	不太同意	170	<div><div></div></div> 40.8%
3	有點同意	31	<div><div></div></div> 7.4%
4	非常同意	1	<div><div></div></div> 0.2%

Warning: these figures indicate the number of cases found in the data file. They cannot be interpreted as summary statistics of the population of interest.

p4v23: B3. 在唸大三這段時間,我的政治態度受到了系上同學的影響。

Information	[Type= discrete] [Format=numeric] [Range= 1-4] [Missing=*]
Statistics [NW/ W]	[Valid=417 /-] [Invalid=0 /-]

Value	Label	Cases	Percentage
1	非常不同意	213	<div><div></div></div> 51.1%
2	不太同意	172	<div><div></div></div> 41.2%
3	有點同意	30	<div><div></div></div> 7.2%
4	非常同意	2	<div><div></div></div> 0.5%

Warning: these figures indicate the number of cases found in the data file. They cannot be interpreted as summary statistics of the population of interest.

p4v24: B4. 在唸大三這段時間,我與家人的聊天互動並沒有減少。

Information	[Type= discrete] [Format=numeric] [Range= 1-4] [Missing=*]
Statistics [NW/ W]	[Valid=417 /-] [Invalid=0 /-]

Value	Label	Cases	Percentage
1	非常不同意	13	<div><div></div></div> 3.1%
2	不太同意	82	<div><div></div></div> 19.7%
3	有點同意	162	<div><div></div></div> 38.8%
4	非常同意	160	<div><div></div></div> 38.4%

Warning: these figures indicate the number of cases found in the data file. They cannot be interpreted as summary statistics of the population of interest.








p4v25: B4. 請問您對目前台灣民主政治運作的滿意程度？

Information	[Type= discrete] [Format=numeric] [Range= 0-10] [Missing=*]
Statistics [NW/ W]	[Valid=417 /-] [Invalid=0 /-]

Value	Label	Cases	Percentage
0	0 (很不滿意)	26	<div><div></div></div> 6.2%
1	1	4	<div><div></div></div> 1.0%
2	2	28	<div><div></div></div> 6.7%
3	3	72	<div><div></div></div> 17.3%

File : data1












p4v25: B4. 請問您對目前台灣民主政治運作的滿意程度？

Value	Label	Cases	Percentage
4	4	75	 18.0%
5	5	80	 19.2%
6	6	56	 13.4%
7	7	55	 13.2%
8	8	16	 3.8%
9	9	1	 0.2%
10	10 (很滿意)	4	 1.0%

Warning: these figures indicate the number of cases found in the data file. They cannot be interpreted as summary statistics of the population of interest.

p4v26: B5. 請問您對於我國未來民主政治展望的樂觀程度？





Information	[Type= discrete] [Format=numeric] [Range= 0-10] [Missing=*]
Statistics [NW/ W]	[Valid=417 /-] [Invalid=0 /-]

Value	Label	Cases	Percentage
0	0 (很不樂觀)	24	 5.8%
1	1	13	 3.1%
2	2	29	 7.0%
3	3	64	 15.3%
4	4	68	 16.3%
5	5	103	 24.7%
6	6	59	 14.1%
7	7	35	 8.4%
8	8	17	 4.1%
9	9	3	 0.7%
10	10 (很樂觀)	2	 0.5%

Warning: these figures indicate the number of cases found in the data file. They cannot be interpreted as summary statistics of the population of interest.

p4v27: C1. 有人說：「同性戀者可以與異性戀者一樣地組織家庭與養育小孩」。請問您同不同意這種說法？





Information	[Type= discrete] [Format=numeric] [Range= 1-4] [Missing=*]
Statistics [NW/ W]	[Valid=417 /-] [Invalid=0 /-]

Value	Label	Cases	Percentage
1	非常不同意	18	 4.3%
2	不太同意	61	 14.6%
3	有點同意	169	 40.5%
4	非常同意	169	 40.5%

Warning: these figures indicate the number of cases found in the data file. They cannot be interpreted as summary statistics of the population of interest.

p4v28: C2. 有人說：「小孩可以跟媽媽的姓」。請問您同不同意這種說法？

Information	[Type= discrete] [Format=numeric] [Range= 1-4] [Missing=*]
Statistics [NW/ W]	[Valid=417 /-] [Invalid=0 /-]

Value	Label	Cases	Percentage
1	非常不同意	7	 1.7%
2	不太同意	10	 2.4%
3	有點同意	103	 24.7%
4	非常同意	297	 71.2%

File : data1			
# p4v28: C2. 有人說：「小孩可以跟媽媽的姓」。請問您同不同意這種說法？			
<i>Warning: these figures indicate the number of cases found in the data file. They cannot be interpreted as summary statistics of the population of interest.</i>			
# p4v29: C3. 有人說：「在經濟許可的情況下,太太就留在家照顧家庭,不外出工作」。請問您同不同意這種說法？			
Information	[Type= discrete] [Format=numeric] [Range= 1-4] [Missing=*]		
Statistics [NW/ W]	[Valid=417 /-] [Invalid=0 /-]		
Value	Label	Cases	Percentage
1	非常不同意	74	17.7%
2	不太同意	164	39.3%
3	有點同意	122	29.3%
4	非常同意	57	13.7%
<i>Warning: these figures indicate the number of cases found in the data file. They cannot be interpreted as summary statistics of the population of interest.</i>			
# p4v30: D1. 您是否知道此事件(王金平被檢舉關說,遭到國民黨開除黨籍)？			
Information	[Type= discrete] [Format=numeric] [Range= 1-2] [Missing=*]		
Statistics [NW/ W]	[Valid=417 /-] [Invalid=0 /-]		
Value	Label	Cases	Percentage
1	是	378	90.6%
2	否	39	9.4%
<i>Warning: these figures indicate the number of cases found in the data file. They cannot be interpreted as summary statistics of the population of interest.</i>			
# p4v31: D1a. 請問您系上同學之間討論此事件的情形是			
Information	[Type= discrete] [Format=numeric] [Range= 1-4] [Missing=*]		
Statistics [NW/ W]	[Valid=378 /-] [Invalid=39 /-]		
Value	Label	Cases	Percentage
1	從不	174	46.0%
2	很少	146	38.6%
3	有時	55	14.6%
4	時常	3	0.8%
Sysmiss		39	
<i>Warning: these figures indicate the number of cases found in the data file. They cannot be interpreted as summary statistics of the population of interest.</i>			
# p4v32: D1b. 請問您與老師討論此事件的情形是			
Information	[Type= discrete] [Format=numeric] [Range= 1-4] [Missing=*]		
Statistics [NW/ W]	[Valid=378 /-] [Invalid=39 /-]		
Value	Label	Cases	Percentage
1	從不	271	71.7%
2	很少	83	22.0%
3	有時	20	5.3%
4	時常	4	1.1%
Sysmiss		39	
<i>Warning: these figures indicate the number of cases found in the data file. They cannot be interpreted as summary statistics of the population of interest.</i>			
# p4v33: D1c. 請問您與家人討論此事件的情形是			
Information	[Type= discrete] [Format=numeric] [Range= 1-4] [Missing=*]		
Statistics [NW/ W]	[Valid=378 /-] [Invalid=39 /-]		

File : data1

p4v33: D1c. 請問您與家人討論此事件的情形是

Value	Label	Cases	Percentage
1	從不	129	<div><div></div></div> 34.1%
2	很少	116	<div><div></div></div> 30.7%
3	有時	107	<div><div></div></div> 28.3%
4	時常	26	<div><div></div></div> 6.9%
Sysmiss		39	

Warning: these figures indicate the number of cases found in the data file. They cannot be interpreted as summary statistics of the population of interest.

p4v34: D1d. 請問您與同學討論此事件的情形是

Information	[Type= discrete] [Format=numeric] [Range= 1-4] [Missing=*]
Statistics [NW/ W]	[Valid=378 /-] [Invalid=39 /-]

Value	Label	Cases	Percentage
1	從不	175	<div><div></div></div> 46.3%
2	很少	144	<div><div></div></div> 38.1%
3	有時	57	<div><div></div></div> 15.1%
4	時常	2	<div><div></div></div> 0.5%
Sysmiss		39	

Warning: these figures indicate the number of cases found in the data file. They cannot be interpreted as summary statistics of the population of interest.

p4v35: D1e. 請問您與其他朋友討論此事件的情形是

Information	[Type= discrete] [Format=numeric] [Range= 1-4] [Missing=*]
Statistics [NW/ W]	[Valid=378 /-] [Invalid=39 /-]

Value	Label	Cases	Percentage
1	從不	174	<div><div></div></div> 46.0%
2	很少	140	<div><div></div></div> 37.0%
3	有時	60	<div><div></div></div> 15.9%
4	時常	4	<div><div></div></div> 1.1%
Sysmiss		39	

Warning: these figures indicate the number of cases found in the data file. They cannot be interpreted as summary statistics of the population of interest.

p4v36: D1f. 請問您贊不贊成國民黨對此事件的處理方式？


















Information	[Type= discrete] [Format=numeric] [Range= 1-4] [Missing=*]
Statistics [NW/ W]	[Valid=378 /-] [Invalid=39 /-]

Value	Label	Cases	Percentage
1	非常不贊成	59	<div><div></div></div> 15.6%
2	不太贊成	262	<div><div></div></div> 69.3%
3	有點贊成	49	<div><div></div></div> 13.0%
4	非常贊成	8	<div><div></div></div> 2.1%
Sysmiss		39	

Warning: these figures indicate the number of cases found in the data file. They cannot be interpreted as summary statistics of the population of interest.

p4v37: D1g. 請問您贊不贊成民進黨對此事件的處理方式？

Information	[Type= discrete] [Format=numeric] [Range= 1-4] [Missing=*]
Statistics [NW/ W]	[Valid=378 /-] [Invalid=39 /-]

File : data1			
# p4v37: D1g. 請問您贊不贊成民進黨對此事件的處理方式？			
Value	Label	Cases	Percentage
1	非常不贊成	44	 11.6%
2	不太贊成	252	 66.7%
3	有點贊成	74	 19.6%
4	非常贊成	8	 2.1%
Sysmiss		39	
<i>Warning: these figures indicate the number of cases found in the data file. They cannot be interpreted as summary statistics of the population of interest.</i>			
# p4v38: D2. 您是否知道此事件(洪仲丘事件)？			
Information	[Type= discrete] [Format=numeric] [Range= 1-2] [Missing=*]		
Statistics [NW/ W]	[Valid=417 /-] [Invalid=0 /-]		
Value	Label	Cases	Percentage
1	是	409	 98.1%
2	否	8	 1.9%
<i>Warning: these figures indicate the number of cases found in the data file. They cannot be interpreted as summary statistics of the population of interest.</i>			
# p4v39: D2a. 請問您系上同學之間討論洪仲丘事件的情形是			
Information	[Type= discrete] [Format=numeric] [Range= 1-4] [Missing=*]		
Statistics [NW/ W]	[Valid=409 /-] [Invalid=8 /-]		
Value	Label	Cases	Percentage
1	從不	59	 14.4%
2	很少	149	 36.4%
3	有時	160	 39.1%
4	時常	41	 10.0%
Sysmiss		8	
<i>Warning: these figures indicate the number of cases found in the data file. They cannot be interpreted as summary statistics of the population of interest.</i>			
# p4v40: D2b. 請問您與老師討論洪仲丘事件的情形是			
Information	[Type= discrete] [Format=numeric] [Range= 1-4] [Missing=*]		
Statistics [NW/ W]	[Valid=409 /-] [Invalid=8 /-]		
Value	Label	Cases	Percentage
1	從不	183	 44.7%
2	很少	131	 32.0%
3	有時	82	 20.0%
4	時常	13	 3.2%
Sysmiss		8	
<i>Warning: these figures indicate the number of cases found in the data file. They cannot be interpreted as summary statistics of the population of interest.</i>			
# p4v41: D2c. 請問您與家人討論洪仲丘事件的情形是			
Information	[Type= discrete] [Format=numeric] [Range= 1-4] [Missing=*]		
Statistics [NW/ W]	[Valid=409 /-] [Invalid=8 /-]		
Value	Label	Cases	Percentage
1	從不	34	 8.3%
2	很少	113	 27.6%
3	有時	184	 45.0%

File : data1

p4v41: D2c. 請問您與家人討論洪仲丘事件的情形是

Value	Label	Cases	Percentage
4	時常	78	<div><div></div></div> 19.1%
Sysmiss		8	

Warning: these figures indicate the number of cases found in the data file. They cannot be interpreted as summary statistics of the population of interest.

p4v42: D2d. 請問您與同學討論洪仲丘事件的情形是

Information	[Type= discrete] [Format=numeric] [Range= 1-4] [Missing=*]
Statistics [NW/ W]	[Valid=409 /-] [Invalid=8 /-]

Value	Label	Cases	Percentage
1	從不	70	<div><div></div></div> 17.1%
2	很少	165	<div><div></div></div> 40.3%
3	有時	144	<div><div></div></div> 35.2%
4	時常	30	<div><div></div></div> 7.3%
Sysmiss		8	

Warning: these figures indicate the number of cases found in the data file. They cannot be interpreted as summary statistics of the population of interest.

p4v43: D2e. 請問您與其他朋友討論洪仲丘事件的情形是

Information	[Type= discrete] [Format=numeric] [Range= 1-4] [Missing=*]
Statistics [NW/ W]	[Valid=409 /-] [Invalid=8 /-]

Value	Label	Cases	Percentage
1	從不	79	<div><div></div></div> 19.3%
2	很少	168	<div><div></div></div> 41.1%
3	有時	134	<div><div></div></div> 32.8%
4	時常	28	<div><div></div></div> 6.8%
Sysmiss		8	

Warning: these figures indicate the number of cases found in the data file. They cannot be interpreted as summary statistics of the population of interest.

p4v44: D2f. 請問您對政府的處理(例如:國防部長辭職下台、軍人犯罪回歸司法體系)滿不滿意?

Information	[Type= discrete] [Format=numeric] [Range= 1-4] [Missing=*]
Statistics [NW/ W]	[Valid=409 /-] [Invalid=8 /-]

















Value	Label	Cases	Percentage
1	非常不滿意	117	<div><div></div></div> 28.6%
2	不太滿意	206	<div><div></div></div> 50.4%
3	有點滿意	82	<div><div></div></div> 20.0%
4	非常滿意	4	<div><div></div></div> 1.0%
Sysmiss		8	

Warning: these figures indicate the number of cases found in the data file. They cannot be interpreted as summary statistics of the population of interest.

p4v45: E1. 整體而言, 您喜不喜歡您所屬的系?

Information	[Type= discrete] [Format=numeric] [Range= 1-4] [Missing=*]
Statistics [NW/ W]	[Valid=417 /-] [Invalid=0 /-]

Value	Label	Cases	Percentage
1	非常不喜歡	11	<div><div></div></div> 2.6%
2	不太喜歡	67	<div><div></div></div> 16.1%
3	有點喜歡	233	<div><div></div></div> 55.9%
4	非常喜歡	106	<div><div></div></div> 25.4%

File : data1			
# p4v45: E1. 整體而言, 您喜不喜歡您所屬的系?			
<i>Warning: these figures indicate the number of cases found in the data file. They cannot be interpreted as summary statistics of the population of interest.</i>			
# p4v46: E2. 您喜不喜歡您所屬系上的老師?			
Information	[Type= discrete] [Format=numeric] [Range= 1-4] [Missing=*]		
Statistics [NW/ W]	[Valid=417 /-] [Invalid=0 /-]		
Value	Label	Cases	Percentage
1	非常不喜歡	11	 2.6%
2	不太喜歡	65	 15.6%
3	有點喜歡	255	 61.2%
4	非常喜歡	86	 20.6%
<i>Warning: these figures indicate the number of cases found in the data file. They cannot be interpreted as summary statistics of the population of interest.</i>			
# p4v47: E3. 您喜不喜歡您所屬系上的課程?			
Information	[Type= discrete] [Format=numeric] [Range= 1-4] [Missing=*]		
Statistics [NW/ W]	[Valid=417 /-] [Invalid=0 /-]		
Value	Label	Cases	Percentage
1	非常不喜歡	14	 3.4%
2	不太喜歡	128	 30.7%
3	有點喜歡	217	 52.0%
4	非常喜歡	58	 13.9%
<i>Warning: these figures indicate the number of cases found in the data file. They cannot be interpreted as summary statistics of the population of interest.</i>			
# p4v48: E4. 您的老師與學生之間討論學校裡或社會上一些爭議性的問題的情況是?			
Information	[Type= discrete] [Format=numeric] [Range= 1-4] [Missing=*]		
Statistics [NW/ W]	[Valid=417 /-] [Invalid=0 /-]		
Value	Label	Cases	Percentage
1	從不討論	48	 11.5%
2	很少討論	209	 50.1%
3	有時討論	135	 32.4%
4	時常討論	25	 6.0%
<i>Warning: these figures indicate the number of cases found in the data file. They cannot be interpreted as summary statistics of the population of interest.</i>			
# p4v49: E5. 在課堂上或下課後, 您的老師常與您們討論一些有關政治或公共事務方面的問題嗎?(例如: 選舉、政黨、政府政策、政府領導人風格.....等)			
Information	[Type= discrete] [Format=numeric] [Range= 1-4] [Missing=*]		
Statistics [NW/ W]	[Valid=417 /-] [Invalid=0 /-]		
Value	Label	Cases	Percentage
1	從不討論	210	 50.4%
2	很少討論	158	 37.9%
3	有時討論	42	 10.1%
4	時常討論	7	 1.7%
<i>Warning: these figures indicate the number of cases found in the data file. They cannot be interpreted as summary statistics of the population of interest.</i>			
# p4v50: E6. 您是否常參加或聆聽學校所舉辦的有關公共事務或社會問題的演講或座談會?			
Information	[Type= discrete] [Format=numeric] [Range= 1-4] [Missing=*]		
Statistics [NW/ W]	[Valid=417 /-] [Invalid=0 /-]		

File : data1

p4v50: E6. 您是否常參加或聆聽學校所舉辦的有關公共事務或社會問題的演講或座談會？

Value	Label	Cases	Percentage
1	從不	114	<div><div></div></div> 27.3%
2	很少	219	<div><div></div></div> 52.5%
3	有時	74	<div><div></div></div> 17.7%
4	時常	10	<div><div></div></div> 2.4%

Warning: these figures indicate the number of cases found in the data file. They cannot be interpreted as summary statistics of the population of interest.

p4v51: E7. 您是否曾經向學校提出與校務有關的意見？

Information	[Type= discrete] [Format=numeric] [Range= 1-4] [Missing=*]		
Statistics [NW/ W]	[Valid=417 /-] [Invalid=0 /-]		
Value	Label	Cases	Percentage
1	從不	246	<div><div></div></div> 59.0%
2	很少	125	<div><div></div></div> 30.0%
3	有時	38	<div><div></div></div> 9.1%
4	時常	8	<div><div></div></div> 1.9%

Warning: these figures indicate the number of cases found in the data file. They cannot be interpreted as summary statistics of the population of interest.

p4v52: E8a. 您是否曾經參加校內以關心政治與社會議題為主的社團？

Information	[Type= discrete] [Format=numeric] [Range= 1-3] [Missing=*]		
Statistics [NW/ W]	[Valid=417 /-] [Invalid=0 /-]		
Value	Label	Cases	Percentage
1	是	24	<div><div></div></div> 5.8%
2	否	297	<div><div></div></div> 71.2%
3	校內無以關心政治與社會議題為主的社團	96	<div><div></div></div> 23.0%

Warning: these figures indicate the number of cases found in the data file. They cannot be interpreted as summary statistics of the population of interest.

p4v53: E8b. 您是否曾經參加校內的社團(以關心政治與社會議題為主的社團、學生會及系學會除外)？

Information	[Type= discrete] [Format=numeric] [Range= 1-2] [Missing=*]		
Statistics [NW/ W]	[Valid=417 /-] [Invalid=0 /-]		
Value	Label	Cases	Percentage
1	是	137	<div><div></div></div> 32.9%
2	否	280	<div><div></div></div> 67.1%

Warning: these figures indicate the number of cases found in the data file. They cannot be interpreted as summary statistics of the population of interest.

p4v54: E8c. 您是否曾經擔任社團幹部或競選社團負責人(包括學生會及系學會)？

Information	[Type= discrete] [Format=numeric] [Range= 1-3] [Missing=*]		
Statistics [NW/ W]	[Valid=417 /-] [Invalid=0 /-]		
Value	Label	Cases	Percentage
1	是	182	<div><div></div></div> 43.6%
2	否	163	<div><div></div></div> 39.1%
3	沒有參加任何社團	72	<div><div></div></div> 17.3%

Warning: these figures indicate the number of cases found in the data file. They cannot be interpreted as summary statistics of the population of interest.

p4v55: E8d. 您認為自己在學校的社團活不活躍？

Information	[Type= discrete] [Format=numeric] [Range= 1-4] [Missing=*]		
Statistics [NW/ W]	[Valid=345 /-] [Invalid=72 /-]		

File : data1

p4v55: E8d. 您認為自己在學校的社團活不活躍？

Value	Label	Cases	Percentage
1	一點也不活躍	64	18.6%
2	不太活躍	107	31.0%
3	還算活躍	150	43.5%
4	非常活躍	24	7.0%
Sysmiss		72	

Warning: these figures indicate the number of cases found in the data file. They cannot be interpreted as summary statistics of the population of interest.

p4v56: E8e. 您是否時常參與社團的決策？

Information	[Type= discrete] [Format=numeric] [Range= 1-4] [Missing=*]
Statistics [NW/ W]	[Valid=345 /-] [Invalid=72 /-]

Value	Label	Cases	Percentage
1	從不	85	24.6%
2	很少	80	23.2%
3	有時	91	26.4%
4	時常	89	25.8%
Sysmiss		72	

Warning: these figures indicate the number of cases found in the data file. They cannot be interpreted as summary statistics of the population of interest.

p4v57: E9. 請問您是否曾經進行志工服務？

Information	[Type= discrete] [Format=numeric] [Range= 1-2] [Missing=*]
Statistics [NW/ W]	[Valid=417 /-] [Invalid=0 /-]

Value	Label	Cases	Percentage
1	是	323	77.5%
2	否	94	22.5%

Warning: these figures indicate the number of cases found in the data file. They cannot be interpreted as summary statistics of the population of interest.

p4v58: F1. 請問您較常與家人討論報紙上的公共議題, 還是較常與同學老師做這方面的討論？

Information	[Type= discrete] [Format=numeric] [Range= 1-2] [Missing=*]
Statistics [NW/ W]	[Valid=417 /-] [Invalid=0 /-]

Value	Label	Cases	Percentage
1	家人	300	71.9%
2	同學老師	117	28.1%

Warning: these figures indicate the number of cases found in the data file. They cannot be interpreted as summary statistics of the population of interest.

p4v59: F2. 請問您在臉書上分享轉載與公眾事務有關資訊的情形是？

Information	[Type= discrete] [Format=numeric] [Range= 1-4] [Missing=*]
Statistics [NW/ W]	[Valid=417 /-] [Invalid=0 /-]

Value	Label	Cases	Percentage
1	從不	148	35.5%
2	很少	172	41.2%
3	有時	82	19.7%
4	時常	15	3.6%

Warning: these figures indicate the number of cases found in the data file. They cannot be interpreted as summary statistics of the population of interest.

File : data1			
# p4v60: F3. 請問您認為自己是「支持國民黨的」、「支持民進黨的」、「支持親民黨的」、「支持臺聯的」,還是支持其他政黨?			
Information	[Type= discrete] [Format=numeric] [Range= 1-90] [Missing=*]		
Statistics [NW/ W]	[Valid=417 /-] [Invalid=0 /-]		
Value	Label	Cases	Percentage
1	國民黨	66	15.8%
2	民進黨	46	11.0%
3	親民黨	1	0.2%
4	台灣團結聯盟	2	0.5%
5	都支持	18	4.3%
6	都不支持	275	65.9%
90	其他	9	2.2%
Warning: these figures indicate the number of cases found in the data file. They cannot be interpreted as summary statistics of the population of interest.			
# p4v61: F3. [其他,請說明] 請問您認為自己是「支持國民黨的」、「支持民進黨的」、「支持親民黨的」、「支持臺聯的」,還是支持其他政黨?			
Information	[Type= discrete] [Format=character] [Missing=*]		
Statistics [NW/ W]	[Valid=9 /-] [Invalid=0 /-]		
Value	Label	Cases	Percentage
中間偏右派視 情況支持不同 政黨		1	11.1%
對台灣有貢獻 的都好		1	11.1%
我支持我自己		1	11.1%
拒答		1	11.1%
看推出的候選人。		1	11.1%
看狀況無法說 明哪黨一定好 而是要看是否 對站在人民立 場著想		1	11.1%
還不清楚除了 國民黨和民進 黨以外的黨派 情形		1	11.1%
都還好		1	11.1%
黨派不重要 在 於對台灣是否 有幫助		1	11.1%
Warning: these figures indicate the number of cases found in the data file. They cannot be interpreted as summary statistics of the population of interest.			

# p4v610: F3. [其他,請說明] 請問您認為自己是「支持國民黨的」、「支持民進黨的」、「支持親民黨的」、「支持臺聯的」,還是支持其他政黨?			
Information		[Type= discrete] [Format=character] [Missing=*]	
Statistics [NW/ W]		[Valid=0 -/] [Invalid=0 -/]	
# p4v62: F3a. 請問您是非常支持該黨,還是普普通通?			
Information		[Type= discrete] [Format=numeric] [Range= 1-2] [Missing=*]	
Statistics [NW/ W]		[Valid=115 -/] [Invalid=302 -/]	
Value	Label	Cases	Percentage
1	非常支持	12	<div><div></div></div> 10.4%
2	普普通通	103	<div><div></div></div> 89.6%
Sysmiss		302	
Warning: these figures indicate the number of cases found in the data file. They cannot be interpreted as summary statistics of the population of interest.			
# p4v63: F3b. 請問您比較偏向國民黨、偏向民進黨、偏向親民黨、偏向臺聯,或是都不偏?			
Information		[Type= discrete] [Format=numeric] [Range= 3-90] [Missing=*]	
Statistics [NW/ W]		[Valid=302 -/] [Invalid=115 -/]	
Value	Label	Cases	Percentage
3	偏國民黨	48	<div><div></div></div> 15.9%
4	偏民進黨	38	<div><div></div></div> 12.6%
5	偏親民黨	1	<div><div></div></div> 0.3%
6	偏台灣團結聯盟	2	<div><div></div></div> 0.7%
7	都不偏	209	<div><div></div></div> 69.2%
90	其他	4	<div><div></div></div> 1.3%
Sysmiss		115	
Warning: these figures indicate the number of cases found in the data file. They cannot be interpreted as summary statistics of the population of interest.			
# p4v64: F3b. [其他,請說明] 請問您比較偏向國民黨、偏向民進黨、偏向親民黨、偏向臺聯,或是都不偏?			
Information		[Type= discrete] [Format=character] [Missing=*]	
Statistics [NW/ W]		[Valid=4 -/] [Invalid=0 -/]	
Value	Label	Cases	Percentage
只喜歡一些人,像是賴清德、劉權豪		1	<div><div></div></div> 25.0%
漏答		1	<div><div></div></div> 25.0%
看事情處理方式		1	<div><div></div></div> 25.0%
綠黨		1	<div><div></div></div> 25.0%
Warning: these figures indicate the number of cases found in the data file. They cannot be interpreted as summary statistics of the population of interest.			
# p4v640: F3b. [其他,請說明] 請問您比較偏向國民黨、偏向民進黨、偏向親民黨、偏向臺聯,或是都不偏?			
Information		[Type= discrete] [Format=character] [Missing=*]	
Statistics [NW/ W]		[Valid=0 -/] [Invalid=0 -/]	
# p4v65: F4. 請問您認為自己是「臺灣人」、「中國人」,或者都是?			
Information		[Type= discrete] [Format=numeric] [Range= 1-3] [Missing=*]	
Statistics [NW/ W]		[Valid=417 -/] [Invalid=0 -/]	
Value	Label	Cases	Percentage
1	台灣人	315	<div><div></div></div> 75.5%

# p4v65: F4. 請問您認為自己是「臺灣人」、「中國人」,或者都是?			
Value	Label	Cases	Percentage
2	中國人	4	1.0%
3	都是	98	23.5%
Warning: these figures indicate the number of cases found in the data file. They cannot be interpreted as summary statistics of the population of interest.			
# p4v66: F5. 關於臺灣和大陸的關係,有下面幾種不同的看法。請問您比較偏向哪一種?			
Information	[Type= discrete] [Format=numeric] [Range= 1-6] [Missing=*]		
Statistics [NW/ W]	[Valid=417 /-] [Invalid=0 /-]		
Value	Label	Cases	Percentage
1	儘快統一	5	1.2%
2	儘快宣佈獨立	26	6.2%
3	維持現狀, 以後走向統一	25	6.0%
4	維持現狀, 以後走向獨立	154	36.9%
5	維持現狀, 看情形再決定獨立或統一	145	34.8%
6	永遠維持現狀	62	14.9%
Warning: these figures indicate the number of cases found in the data file. They cannot be interpreted as summary statistics of the population of interest.			
# p4v67: F6. 整體來說, 請問您對政治的事情感不感興趣?			
Information	[Type= discrete] [Format=numeric] [Range= 1-4] [Missing=*]		
Statistics [NW/ W]	[Valid=417 /-] [Invalid=0 /-]		
Value	Label	Cases	Percentage
1	非常沒興趣	71	17.0%
2	不太有興趣	238	57.1%
3	有點興趣	90	21.6%
4	非常有興趣	18	4.3%
Warning: these figures indicate the number of cases found in the data file. They cannot be interpreted as summary statistics of the population of interest.			
# p4v68: F7. 請問您平時與別人討論政治方面問題的情形是:			
Information	[Type= discrete] [Format=numeric] [Range= 1-4] [Missing=*]		
Statistics [NW/ W]	[Valid=417 /-] [Invalid=0 /-]		
Value	Label	Cases	Percentage
1	從不討論	84	20.1%
2	很少討論	260	62.4%
3	有時討論	64	15.3%
4	時常討論	9	2.2%
Warning: these figures indicate the number of cases found in the data file. They cannot be interpreted as summary statistics of the population of interest.			
# p4v69: F7a. [父親] 請問您平時常與什麼人討論政治方面的問題?(可複選)			
Information	[Type= discrete] [Format=numeric] [Range= 0-1] [Missing=*]		
Statistics [NW/ W]	[Valid=417 /-] [Invalid=0 /-]		
Value	Label	Cases	Percentage
0	未選擇	209	50.1%
1	是	208	49.9%
Warning: these figures indicate the number of cases found in the data file. They cannot be interpreted as summary statistics of the population of interest.			
# p4v70: F7a. [母親] 請問您平時常與什麼人討論政治方面的問題?(可複選)			
Information	[Type= discrete] [Format=numeric] [Range= 0-1] [Missing=*]		
Statistics [NW/ W]	[Valid=417 /-] [Invalid=0 /-]		

# p4v70: F7a. [母親] 請問您平時常與什麼人討論政治方面的問題?(可複選)			
Value	Label	Cases	Percentage
0	未選擇	224	<div><div></div></div> 53.7%
1	是	193	<div><div></div></div> 46.3%
Warning: these figures indicate the number of cases found in the data file. They cannot be interpreted as summary statistics of the population of interest.			
# p4v71: F7a. [兄弟姐妹] 請問您平時常與什麼人討論政治方面的問題?(可複選)			
Information	[Type= discrete] [Format=numeric] [Range= 0-1] [Missing=*]		
Statistics [NW/ W]	[Valid=417 /-] [Invalid=0 /-]		
Value	Label	Cases	Percentage
0	未選擇	299	<div><div></div></div> 71.7%
1	是	118	<div><div></div></div> 28.3%
Warning: these figures indicate the number of cases found in the data file. They cannot be interpreted as summary statistics of the population of interest.			
# p4v72: F7a. [親戚] 請問您平時常與什麼人討論政治方面的問題?(可複選)			
Information	[Type= discrete] [Format=numeric] [Range= 0-1] [Missing=*]		
Statistics [NW/ W]	[Valid=417 /-] [Invalid=0 /-]		
Value	Label	Cases	Percentage
0	未選擇	372	<div><div></div></div> 89.2%
1	是	45	<div><div></div></div> 10.8%
Warning: these figures indicate the number of cases found in the data file. They cannot be interpreted as summary statistics of the population of interest.			
# p4v73: F7a. [男女朋友] 請問您平時常與什麼人討論政治方面的問題?(可複選)			
Information	[Type= discrete] [Format=numeric] [Range= 0-1] [Missing=*]		
Statistics [NW/ W]	[Valid=417 /-] [Invalid=0 /-]		
Value	Label	Cases	Percentage
0	未選擇	358	<div><div></div></div> 85.9%
1	是	59	<div><div></div></div> 14.1%
Warning: these figures indicate the number of cases found in the data file. They cannot be interpreted as summary statistics of the population of interest.			
# p4v74: F7a. [工作同事] 請問您平時常與什麼人討論政治方面的問題?(可複選)			
Information	[Type= discrete] [Format=numeric] [Range= 0-1] [Missing=*]		
Statistics [NW/ W]	[Valid=417 /-] [Invalid=0 /-]		
Value	Label	Cases	Percentage
0	未選擇	389	<div><div></div></div> 93.3%
1	是	28	<div><div></div></div> 6.7%
Warning: these figures indicate the number of cases found in the data file. They cannot be interpreted as summary statistics of the population of interest.			
# p4v75: F7a. [社團友人] 請問您平時常與什麼人討論政治方面的問題?(可複選)			
Information	[Type= discrete] [Format=numeric] [Range= 0-1] [Missing=*]		
Statistics [NW/ W]	[Valid=417 /-] [Invalid=0 /-]		
Value	Label	Cases	Percentage
0	未選擇	388	<div><div></div></div> 93.0%
1	是	29	<div><div></div></div> 7.0%
Warning: these figures indicate the number of cases found in the data file. They cannot be interpreted as summary statistics of the population of interest.			
# p4v76: F7a. [同學] 請問您平時常與什麼人討論政治方面的問題?(可複選)			
Information	[Type= discrete] [Format=numeric] [Range= 0-1] [Missing=*]		
Statistics [NW/ W]	[Valid=417 /-] [Invalid=0 /-]		

# p4v76: F7a. [同學] 請問您平時常與什麼人討論政治方面的問題?(可複選)			
Value	Label	Cases	Percentage
0	未選擇	259	<div><div></div></div> 62.1%
1	是	158	<div><div></div></div> 37.9%
Warning: these figures indicate the number of cases found in the data file. They cannot be interpreted as summary statistics of the population of interest.			
# p4v77: F7a. [朋友] 請問您平時常與什麼人討論政治方面的問題?(可複選)			
Information		[Type= discrete] [Format=numeric] [Range= 0-1] [Missing=*]	
Statistics [NW/ W]		[Valid=417 /-] [Invalid=0 /-]	
Value	Label	Cases	Percentage
0	未選擇	220	<div><div></div></div> 52.8%
1	是	197	<div><div></div></div> 47.2%
Warning: these figures indicate the number of cases found in the data file. They cannot be interpreted as summary statistics of the population of interest.			
# p4v78: F7a. [網友] 請問您平時常與什麼人討論政治方面的問題?(可複選)			
Information		[Type= discrete] [Format=numeric] [Range= 0-1] [Missing=*]	
Statistics [NW/ W]		[Valid=417 /-] [Invalid=0 /-]	
Value	Label	Cases	Percentage
0	未選擇	389	<div><div></div></div> 93.3%
1	是	28	<div><div></div></div> 6.7%
Warning: these figures indicate the number of cases found in the data file. They cannot be interpreted as summary statistics of the population of interest.			
# p4v79: F7a. [老師] 請問您平時常與什麼人討論政治方面的問題?(可複選)			
Information		[Type= discrete] [Format=numeric] [Range= 0-1] [Missing=*]	
Statistics [NW/ W]		[Valid=417 /-] [Invalid=0 /-]	
Value	Label	Cases	Percentage
0	未選擇	395	<div><div></div></div> 94.7%
1	是	22	<div><div></div></div> 5.3%
Warning: these figures indicate the number of cases found in the data file. They cannot be interpreted as summary statistics of the population of interest.			
# p4v80: F7a. [鄰居] 請問您平時常與什麼人討論政治方面的問題?(可複選)			
Information		[Type= discrete] [Format=numeric] [Range= 0-1] [Missing=*]	
Statistics [NW/ W]		[Valid=417 /-] [Invalid=0 /-]	
Value	Label	Cases	Percentage
0	未選擇	415	<div><div></div></div> 99.5%
1	是	2	<div><div></div></div> 0.5%
Warning: these figures indicate the number of cases found in the data file. They cannot be interpreted as summary statistics of the population of interest.			
# p4v81: F7a. [其他] 請問您平時常與什麼人討論政治方面的問題?(可複選)			
Information		[Type= discrete] [Format=numeric] [Range= 0-1] [Missing=*]	
Statistics [NW/ W]		[Valid=417 /-] [Invalid=0 /-]	
Value	Label	Cases	Percentage
0	未選擇	414	<div><div></div></div> 99.3%
1	是	3	<div><div></div></div> 0.7%
Warning: these figures indicate the number of cases found in the data file. They cannot be interpreted as summary statistics of the population of interest.			
# p4v82: F7a. [其他,請說明] 請問您平時常與什麼人討論政治方面的問題?(可複選)			
Information		[Type= discrete] [Format=character] [Missing=*]	
Statistics [NW/ W]		[Valid=3 /-] [Invalid=0 /-]	

# p4v82: F7a. [其他,請說明] 請問您平時常與什麼人討論政治方面的問題?(可複選)			
Value	Label	Cases	Percentage
人本教育文教基金會的人		1	<div></div> 33.3%
拒答		1	<div></div> 33.3%
祖父		1	<div></div> 33.3%
Warning: these figures indicate the number of cases found in the data file. They cannot be interpreted as summary statistics of the population of interest.			
# p4v83: F8. 請問您在唸大三這段時間,缺課的情形是?			
Information	[Type= discrete] [Format=numeric] [Range= 1-4] [Missing=*]		
Statistics [NW/ W]	[Valid=417 /-] [Invalid=0 /-]		
Value	Label	Cases	Percentage
1	從不缺課	132	<div></div> 31.7%
2	很少缺課	214	<div></div> 51.3%
3	有時缺課	62	<div></div> 14.9%
4	時常缺課	9	<div></div> 2.2%
Warning: these figures indicate the number of cases found in the data file. They cannot be interpreted as summary statistics of the population of interest.			
# p4v84: F8a. [對課程沒興趣] 請問您缺課的原因是?(可複選)			
Information	[Type= discrete] [Format=numeric] [Range= 0-1] [Missing=*]		
Statistics [NW/ W]	[Valid=417 /-] [Invalid=0 /-]		
Value	Label	Cases	Percentage
0	未選擇	303	<div></div> 72.7%
1	是	114	<div></div> 27.3%
Warning: these figures indicate the number of cases found in the data file. They cannot be interpreted as summary statistics of the population of interest.			
# p4v85: F8a. [不喜歡授課老師] 請問您缺課的原因是?(可複選)			
Information	[Type= discrete] [Format=numeric] [Range= 0-1] [Missing=*]		
Statistics [NW/ W]	[Valid=417 /-] [Invalid=0 /-]		
Value	Label	Cases	Percentage
0	未選擇	355	<div></div> 85.1%
1	是	62	<div></div> 14.9%
Warning: these figures indicate the number of cases found in the data file. They cannot be interpreted as summary statistics of the population of interest.			
# p4v86: F8a. [上課時段不理想] 請問您缺課的原因是?(可複選)			
Information	[Type= discrete] [Format=numeric] [Range= 0-1] [Missing=*]		
Statistics [NW/ W]	[Valid=417 /-] [Invalid=0 /-]		
Value	Label	Cases	Percentage
0	未選擇	353	<div></div> 84.7%
1	是	64	<div></div> 15.3%
Warning: these figures indicate the number of cases found in the data file. They cannot be interpreted as summary statistics of the population of interest.			
# p4v87: F8a. [睡過頭] 請問您缺課的原因是?(可複選)			
Information	[Type= discrete] [Format=numeric] [Range= 0-1] [Missing=*]		
Statistics [NW/ W]	[Valid=417 /-] [Invalid=0 /-]		
Value	Label	Cases	Percentage
0	未選擇	271	<div></div> 65.0%
1	是	146	<div></div> 35.0%
Warning: these figures indicate the number of cases found in the data file. They cannot be interpreted as summary statistics of the population of interest.			

# p4v88: F8a. [天氣不佳] 請問您缺課的原因是?(可複選)			
Information	[Type= discrete] [Format=numeric] [Range= 0-1] [Missing=*]		
Statistics [NW/ W]	[Valid=417 /-] [Invalid=0 /-]		
Value	Label	Cases	Percentage
0	未選擇	372	<div><div></div></div> 89.2%
1	是	45	<div><div></div></div> 10.8%
Warning: these figures indicate the number of cases found in the data file. They cannot be interpreted as summary statistics of the population of interest.			
# p4v89: F8a. [身體不適] 請問您缺課的原因是?(可複選)			
Information	[Type= discrete] [Format=numeric] [Range= 0-1] [Missing=*]		
Statistics [NW/ W]	[Valid=417 /-] [Invalid=0 /-]		
Value	Label	Cases	Percentage
0	未選擇	303	<div><div></div></div> 72.7%
1	是	114	<div><div></div></div> 27.3%
Warning: these figures indicate the number of cases found in the data file. They cannot be interpreted as summary statistics of the population of interest.			
# p4v90: F8a. [打工] 請問您缺課的原因是?(可複選)			
Information	[Type= discrete] [Format=numeric] [Range= 0-1] [Missing=*]		
Statistics [NW/ W]	[Valid=417 /-] [Invalid=0 /-]		
Value	Label	Cases	Percentage
0	未選擇	402	<div><div></div></div> 96.4%
1	是	15	<div><div></div></div> 3.6%
Warning: these figures indicate the number of cases found in the data file. They cannot be interpreted as summary statistics of the population of interest.			
# p4v91: F8a. [個人活動] 請問您缺課的原因是?(可複選)			
Information	[Type= discrete] [Format=numeric] [Range= 0-1] [Missing=*]		
Statistics [NW/ W]	[Valid=417 /-] [Invalid=0 /-]		
Value	Label	Cases	Percentage
0	未選擇	354	<div><div></div></div> 84.9%
1	是	63	<div><div></div></div> 15.1%
Warning: these figures indicate the number of cases found in the data file. They cannot be interpreted as summary statistics of the population of interest.			
# p4v92: F8a. [參與比賽] 請問您缺課的原因是?(可複選)			
Information	[Type= discrete] [Format=numeric] [Range= 0-1] [Missing=*]		
Statistics [NW/ W]	[Valid=417 /-] [Invalid=0 /-]		
Value	Label	Cases	Percentage
0	未選擇	399	<div><div></div></div> 95.7%
1	是	18	<div><div></div></div> 4.3%
Warning: these figures indicate the number of cases found in the data file. They cannot be interpreted as summary statistics of the population of interest.			
# p4v93: F8a. [社團活動] 請問您缺課的原因是?(可複選)			
Information	[Type= discrete] [Format=numeric] [Range= 0-1] [Missing=*]		
Statistics [NW/ W]	[Valid=417 /-] [Invalid=0 /-]		
Value	Label	Cases	Percentage
0	未選擇	378	<div><div></div></div> 90.6%
1	是	39	<div><div></div></div> 9.4%
Warning: these figures indicate the number of cases found in the data file. They cannot be interpreted as summary statistics of the population of interest.			

# p4v94: F8a. [系上活動] 請問您缺課的原因是?(可複選)			
Information	[Type= discrete] [Format=numeric] [Range= 0-1] [Missing=*]		
Statistics [NW/ W]	[Valid=417 /-] [Invalid=0 /-]		
Value	Label	Cases	Percentage
0	未選擇	389	93.3%
1	是	28	6.7%
Warning: these figures indicate the number of cases found in the data file. They cannot be interpreted as summary statistics of the population of interest.			
# p4v95: F8a. [校內活動] 請問您缺課的原因是?(可複選)			
Information	[Type= discrete] [Format=numeric] [Range= 0-1] [Missing=*]		
Statistics [NW/ W]	[Valid=417 /-] [Invalid=0 /-]		
Value	Label	Cases	Percentage
0	未選擇	398	95.4%
1	是	19	4.6%
Warning: these figures indicate the number of cases found in the data file. They cannot be interpreted as summary statistics of the population of interest.			
# p4v96: F8a. [其他] 請問您缺課的原因是?(可複選)			
Information	[Type= discrete] [Format=numeric] [Range= 0-1] [Missing=*]		
Statistics [NW/ W]	[Valid=417 /-] [Invalid=0 /-]		
Value	Label	Cases	Percentage
0	未選擇	404	96.9%
1	是	13	3.1%
Warning: these figures indicate the number of cases found in the data file. They cannot be interpreted as summary statistics of the population of interest.			
# p4v97: F8a. [其他,請說明] 請問您缺課的原因是?(可複選)			
Information	[Type= discrete] [Format=character] [Missing=*]		
Statistics [NW/ W]	[Valid=13 /-] [Invalid=0 /-]		
Value	Label	Cases	Percentage
作業未完成		1	7.7%
可以自己安排時間聽錄音檔		1	7.7%
回家		1	7.7%
失戀		1	7.7%
實習單位要開會		1	7.7%
忘記上課		1	7.7%
拒答		1	7.7%
準備期中考		1	7.7%
為學校出差		1	7.7%
由於沒跟上進度,去上課聽不懂,自然沒動力上課。		1	7.7%
課程安排過於空洞寧可在宿舍做其他作業!		1	7.7%
跟女朋友吵架		1	7.7%
遺失證件去補辦		1	7.7%
Warning: these figures indicate the number of cases found in the data file. They cannot be interpreted as summary statistics of the population of interest.			

# p4v970: F8a. [其他,請說明] 請問您缺課的原因是?(可複選)			
Information		[Type= discrete] [Format=character] [Missing=*]	
Statistics [NW/ W]		[Valid=0 /-] [Invalid=0 /-]	
# p4v98: F9. 請問您在所屬班上的成績排名如何?			
Information		[Type= discrete] [Format=numeric] [Range= 1-5] [Missing=*]	
Statistics [NW/ W]		[Valid=417 /-] [Invalid=0 /-]	
Value	Label	Cases	Percentage
1	前20%	181	<div><div></div></div> 43.4%
2	21%-40%	123	<div><div></div></div> 29.5%
3	41%-60%	67	<div><div></div></div> 16.1%
4	61%-80%	32	<div><div></div></div> 7.7%
5	後20%	14	<div><div></div></div> 3.4%
Warning: these figures indicate the number of cases found in the data file. They cannot be interpreted as summary statistics of the population of interest.			
# p4v99: F10. 就讀大學以來,請問您是否曾經申請轉系或參加轉學考試?			
Information		[Type= discrete] [Format=numeric] [Range= 1-2] [Missing=*]	
Statistics [NW/ W]		[Valid=417 /-] [Invalid=0 /-]	
Value	Label	Cases	Percentage
1	是	62	<div><div></div></div> 14.9%
2	否	355	<div><div></div></div> 85.1%
Warning: these figures indicate the number of cases found in the data file. They cannot be interpreted as summary statistics of the population of interest.			
# p4v100: F10a. 請問您是什麼時候申請轉系或參加轉學考試?			
Information		[Type= discrete] [Format=numeric] [Range= 1-90] [Missing=*]	
Statistics [NW/ W]		[Valid=62 /-] [Invalid=355 /-]	
Value	Label	Cases	Percentage
1	大一上	6	<div><div></div></div> 9.7%
2	大一下	39	<div><div></div></div> 62.9%
3	大二上	8	<div><div></div></div> 12.9%
4	大二下	9	<div><div></div></div> 14.5%
5	大三上	0	
90	其他	0	
Sysmiss		355	
Warning: these figures indicate the number of cases found in the data file. They cannot be interpreted as summary statistics of the population of interest.			
# p4v101: F10a. [其他,請說明] 請問您是什麼時候申請轉系或參加轉學考試?			
Information		[Type= discrete] [Format=character] [Missing=*]	
Statistics [NW/ W]		[Valid=0 /-] [Invalid=0 /-]	
# p4v102: F11. 請問您現在住在哪裡?			
Information		[Type= discrete] [Format=numeric] [Range= 1-90] [Missing=*]	
Statistics [NW/ W]		[Valid=417 /-] [Invalid=0 /-]	
Value	Label	Cases	Percentage
1	與家人同住	136	<div><div></div></div> 32.6%
2	學校宿舍	100	<div><div></div></div> 24.0%
3	在外租屋	165	<div><div></div></div> 39.6%
4	親戚家	6	<div><div></div></div> 1.4%

# p4v102: F11. 請問您現在住在哪裡？			
Value	Label	Cases	Percentage
5	自宅（一個人住	8	<div><div></div></div> 1.9%
90	其他	2	<div><div></div></div> 0.5%
Warning: these figures indicate the number of cases found in the data file. They cannot be interpreted as summary statistics of the population of interest.			
# p4v103: F11. [其他,請說明] 請問您現在住在哪裡？			
Information	[Type= discrete] [Format=character] [Missing=*]		
Statistics [NW/ W]	[Valid=2 /-] [Invalid=0 /-]		
Value	Label	Cases	Percentage
實習地點的宿舍		1	<div><div></div></div> 50.0%
拒答		1	<div><div></div></div> 50.0%
Warning: these figures indicate the number of cases found in the data file. They cannot be interpreted as summary statistics of the population of interest.			
# p4v104: F12. 請問您現在是否有在打工？			
Information	[Type= discrete] [Format=numeric] [Range= 1-3] [Missing=*]		
Statistics [NW/ W]	[Valid=417 /-] [Invalid=0 /-]		
Value	Label	Cases	Percentage
1	有（在校內	60	<div><div></div></div> 14.4%
2	有（在校外	118	<div><div></div></div> 28.3%
3	無	239	<div><div></div></div> 57.3%
Warning: these figures indicate the number of cases found in the data file. They cannot be interpreted as summary statistics of the population of interest.			
# p4v105: F12a. 若有, 請問每週約幾小時？			
Information	[Type= continuous] [Format=numeric] [Range= 1-70] [Missing=*]		
Statistics [NW/ W]	[Valid=178 /-] [Invalid=239 /-] [Mean=14.427 /-] [StdDev=12.763 /-]		
# p4v106: F13. 就讀大學以來, 請問您是否曾經轉系、轉學、休學或是退學？			
Information	[Type= discrete] [Format=numeric] [Range= 1-5] [Missing=*]		
Statistics [NW/ W]	[Valid=417 /-] [Invalid=0 /-]		
Value	Label	Cases	Percentage
1	無	388	<div><div></div></div> 93.0%
2	轉系	13	<div><div></div></div> 3.1%
3	轉學	13	<div><div></div></div> 3.1%
4	休學	2	<div><div></div></div> 0.5%
5	退學	1	<div><div></div></div> 0.2%
Warning: these figures indicate the number of cases found in the data file. They cannot be interpreted as summary statistics of the population of interest.			
# p4v107: F13a. 請問您是什麼時候轉系或轉學？			
Information	[Type= discrete] [Format=numeric] [Range= 1-9] [Missing=*]		
Statistics [NW/ W]	[Valid=26 /-] [Invalid=391 /-]		
Value	Label	Cases	Percentage
1	大二上	22	<div><div></div></div> 84.6%
2	大三上	4	<div><div></div></div> 15.4%
9	其他	0	
Sysmiss		391	
Warning: these figures indicate the number of cases found in the data file. They cannot be interpreted as summary statistics of the population of interest.			

# p4v108: F13a. [其他, 請說明] 請問您是什麼時候轉系或轉學?	
Information	[Type= discrete] [Format=character] [Missing=*]
Statistics [NW/ W]	[Valid=0 /-] [Invalid=0 /-]

# p4v109: F13b. [學校:] 若您已經轉系或轉學, 請問您目前就讀於			
Information		[Type= discrete] [Format=character] [Missing=*]	
Statistics [NW/ W]		[Valid=26 /-] [Invalid=0 /-]	
Value	Label	Cases	Percentage
中原大學		1	<div></div> 3.8%
修平科技大學		1	<div></div> 3.8%
台灣首府大學		1	<div></div> 3.8%
嘉南藥理科技大學		1	<div></div> 3.8%
國立中央大學		3	<div></div> 11.5%
國立中興大學		2	<div></div> 7.7%
國立屏東科技大學		1	<div></div> 3.8%
國立成功大學		1	<div></div> 3.8%
國立政治大學		5	<div></div> 19.2%
國立清華大學		1	<div></div> 3.8%
國立臺灣大學		1	<div></div> 3.8%
國立體育大學		1	<div></div> 3.8%
大葉大學		1	<div></div> 3.8%
明道大學		1	<div></div> 3.8%
東吳大學		1	<div></div> 3.8%
輔仁大學		2	<div></div> 7.7%
銘傳大學		1	<div></div> 3.8%
高雄醫學大學		1	<div></div> 3.8%
Warning: these figures indicate the number of cases found in the data file. They cannot be interpreted as summary statistics of the population of interest.			
# p4v10a: F13b. [學校:] 若您已經轉系或轉學, 請問您目前就讀於			
Information		[Type= discrete] [Format=character] [Missing=*]	
Statistics [NW/ W]		[Valid=0 /-] [Invalid=0 /-]	
# p4v111: F14. 請問您的性別是?			
Information		[Type= discrete] [Format=numeric] [Range= 1-2] [Missing=*]	
Statistics [NW/ W]		[Valid=417 /-] [Invalid=0 /-]	
Value	Label	Cases	Percentage
1	男性	174	<div></div> 41.7%
2	女性	243	<div></div> 58.3%
Warning: these figures indicate the number of cases found in the data file. They cannot be interpreted as summary statistics of the population of interest.			
# p4v112: F14a. 請問您是否打算在畢業後立即服兵役, 之後再進行其他的計畫?			
Information		[Type= discrete] [Format=numeric] [Range= 1-4] [Missing=*]	
Statistics [NW/ W]		[Valid=174 /-] [Invalid=243 /-]	
Value	Label	Cases	Percentage
1	是	78	<div></div> 44.8%
2	否	44	<div></div> 25.3%
3	免服兵役	4	<div></div> 2.3%
4	尚未決定	48	<div></div> 27.6%
Sysmiss		243	
Warning: these figures indicate the number of cases found in the data file. They cannot be interpreted as summary statistics of the population of interest.			

# p4v113: F15. 有些同學對畢業後的發展已經有所規劃,有些同學尚未有清楚的方向,請問您目前的狀況是?			
Information	[Type= discrete] [Format=numeric] [Range= 1-2] [Missing=*]		
Statistics [NW/ W]	[Valid=417 /-] [Invalid=0 /-]		
Value	Label	Cases	Percentage
1	有所規劃	205	<div></div> 49.2%
2	尚未決定	212	<div></div> 50.8%
Warning: these figures indicate the number of cases found in the data file. They cannot be interpreted as summary statistics of the population of interest.			
# p4v114: F15a. 請問您的規劃是			
Information	[Type= discrete] [Format=numeric] [Range= 1-6] [Missing=*]		
Statistics [NW/ W]	[Valid=205 /-] [Invalid=212 /-]		
Value	Label	Cases	Percentage
1	直接就業	74	<div></div> 36.1%
2	準備國家考試	47	<div></div> 22.9%
3	就讀國內與我大學主修相關領域研究所	57	<div></div> 27.8%
4	就讀國內與我大學主修不同領域研究所	8	<div></div> 3.9%
5	就讀國外與我大學主修相關領域研究所	15	<div></div> 7.3%
6	就讀國外與我大學主修不同領域研究所	4	<div></div> 2.0%
Sysmiss		212	
Warning: these figures indicate the number of cases found in the data file. They cannot be interpreted as summary statistics of the population of interest.			
# p4nv14: 當您觀看電視的新聞報導時, 您的注意程度為何			
Information	[Type= discrete] [Format=numeric] [Range= 1-9] [Missing=*]		
Statistics [NW/ W]	[Valid=417 /-] [Invalid=0 /-]		
Value	Label	Cases	Percentage
1	從不注意	0	
2	不太注意	62	<div></div> 14.9%
3	有點注意	288	<div></div> 69.1%
4	非常注意	61	<div></div> 14.6%
8	漏填	0	
9	跳題	6	<div></div> 1.4%
Warning: these figures indicate the number of cases found in the data file. They cannot be interpreted as summary statistics of the population of interest.			
# p4nv16: 當您閱讀報紙的政治新聞時, 您的注意程度為何			
Information	[Type= discrete] [Format=numeric] [Range= 1-9] [Missing=*]		
Statistics [NW/ W]	[Valid=417 /-] [Invalid=0 /-]		
Value	Label	Cases	Percentage
1	從不注意	14	<div></div> 3.4%
2	不太注意	192	<div></div> 46.0%
3	有點注意	155	<div></div> 37.2%
4	非常注意	19	<div></div> 4.6%
8	漏填	0	
9	跳題	37	<div></div> 8.9%
Warning: these figures indicate the number of cases found in the data file. They cannot be interpreted as summary statistics of the population of interest.			
# p4nv18: 當您閱讀政論性雜誌時, 您的注意程度為何			
Information	[Type= discrete] [Format=numeric] [Range= 1-9] [Missing=*]		
Statistics [NW/ W]	[Valid=417 /-] [Invalid=0 /-]		

# p4nv18: 當您閱讀政論性雜誌時，您的注意程度為何			
Value	Label	Cases	Percentage
1	從不注意	8	<div><div></div></div> 1.9%
2	不太注意	133	<div><div></div></div> 31.9%
3	有點注意	72	<div><div></div></div> 17.3%
4	非常注意	10	<div><div></div></div> 2.4%
8	漏填	0	
9	跳題	194	<div><div></div></div> 46.5%
Warning: these figures indicate the number of cases found in the data file. They cannot be interpreted as summary statistics of the population of interest.			
# p4nv20: 當您閱讀網路上的政治新聞時，您的注意程度為何			
Information	[Type= discrete] [Format=numeric] [Range= 1-9] [Missing=*]		
Statistics [NW/ W]	[Valid=417 /-] [Invalid=0 /-]		
Value	Label	Cases	Percentage
1	從不注意	8	<div><div></div></div> 1.9%
2	不太注意	185	<div><div></div></div> 44.4%
3	有點注意	154	<div><div></div></div> 36.9%
4	非常注意	28	<div><div></div></div> 6.7%
8	漏填	0	
9	跳題	42	<div><div></div></div> 10.1%
Warning: these figures indicate the number of cases found in the data file. They cannot be interpreted as summary statistics of the population of interest.			
# p4nv31: 請問您系上同學之間討論此事件的情形是			
Information	[Type= discrete] [Format=numeric] [Range= 1-9] [Missing=*]		
Statistics [NW/ W]	[Valid=417 /-] [Invalid=0 /-]		
Value	Label	Cases	Percentage
1	從不	174	<div><div></div></div> 41.7%
2	很少	146	<div><div></div></div> 35.0%
3	有時	55	<div><div></div></div> 13.2%
4	時常	3	<div><div></div></div> 0.7%
8	漏填	0	
9	跳題	39	<div><div></div></div> 9.4%
Warning: these figures indicate the number of cases found in the data file. They cannot be interpreted as summary statistics of the population of interest.			
# p4nv32: 請問您與老師討論此事件的情形是			
Information	[Type= discrete] [Format=numeric] [Range= 1-9] [Missing=*]		
Statistics [NW/ W]	[Valid=417 /-] [Invalid=0 /-]		
Value	Label	Cases	Percentage
1	從不	271	<div><div></div></div> 65.0%
2	很少	83	<div><div></div></div> 19.9%
3	有時	20	<div><div></div></div> 4.8%
4	時常	4	<div><div></div></div> 1.0%
8	漏填	0	
9	跳題	39	<div><div></div></div> 9.4%
Warning: these figures indicate the number of cases found in the data file. They cannot be interpreted as summary statistics of the population of interest.			
# p4nv33: 請問您與家人討論此事件的情形是			
Information	[Type= discrete] [Format=numeric] [Range= 1-9] [Missing=*]		

# p4nv33: 請問您與家人討論此事件的情形是			
Statistics [NW/ W]		[Valid=417 /-] [Invalid=0 /-]	
Value	Label	Cases	Percentage
1	從不	129	<div><div></div></div> 30.9%
2	很少	116	<div><div></div></div> 27.8%
3	有時	107	<div><div></div></div> 25.7%
4	時常	26	<div><div></div></div> 6.2%
8	漏填	0	
9	跳題	39	<div><div></div></div> 9.4%
Warning: these figures indicate the number of cases found in the data file. They cannot be interpreted as summary statistics of the population of interest.			
# p4nv34: 請問您與同學討論此事件的情形是			
Information		[Type= discrete] [Format=numeric] [Range= 1-9] [Missing=*]	
Statistics [NW/ W]		[Valid=417 /-] [Invalid=0 /-]	
Value	Label	Cases	Percentage
1	從不	175	<div><div></div></div> 42.0%
2	很少	144	<div><div></div></div> 34.5%
3	有時	57	<div><div></div></div> 13.7%
4	時常	2	<div><div></div></div> 0.5%
8	漏填	0	
9	跳題	39	<div><div></div></div> 9.4%
Warning: these figures indicate the number of cases found in the data file. They cannot be interpreted as summary statistics of the population of interest.			
# p4nv35: 請問您與其他朋友討論此事件的情形是			
Information		[Type= discrete] [Format=numeric] [Range= 1-9] [Missing=*]	
Statistics [NW/ W]		[Valid=417 /-] [Invalid=0 /-]	
Value	Label	Cases	Percentage
1	從不	174	<div><div></div></div> 41.7%
2	很少	140	<div><div></div></div> 33.6%
3	有時	60	<div><div></div></div> 14.4%
4	時常	4	<div><div></div></div> 1.0%
8	漏填	0	
9	跳題	39	<div><div></div></div> 9.4%
Warning: these figures indicate the number of cases found in the data file. They cannot be interpreted as summary statistics of the population of interest.			
# p4nv36: 請問您贊不贊成國民黨對此事件的處理方式			
Information		[Type= discrete] [Format=numeric] [Range= 1-9] [Missing=*]	
Statistics [NW/ W]		[Valid=417 /-] [Invalid=0 /-]	
Value	Label	Cases	Percentage
1	非常不贊成	59	<div><div></div></div> 14.1%
2	不贊成	262	<div><div></div></div> 62.8%
3	贊成	49	<div><div></div></div> 11.8%
4	非常贊成	8	<div><div></div></div> 1.9%
8	漏填	0	
9	跳題	39	<div><div></div></div> 9.4%
Warning: these figures indicate the number of cases found in the data file. They cannot be interpreted as summary statistics of the population of interest.			

# p4nv37: 請問您贊不贊成民進黨對此事件的處理方式			
Information	[Type= discrete] [Format=numeric] [Range= 1-9] [Missing=*]		
Statistics [NW/ W]	[Valid=417 /-] [Invalid=0 /-]		
Value	Label	Cases	Percentage
1	非常不贊成	44	<div><div></div></div> 10.6%
2	不贊成	252	<div><div></div></div> 60.4%
3	贊成	74	<div><div></div></div> 17.7%
4	非常贊成	8	<div><div></div></div> 1.9%
8	漏填	0	
9	跳題	39	<div><div></div></div> 9.4%
Warning: these figures indicate the number of cases found in the data file. They cannot be interpreted as summary statistics of the population of interest.			
# p4nv39: 請問您系上同學之間討論洪仲丘事件的情形是			
Information	[Type= discrete] [Format=numeric] [Range= 1-9] [Missing=*]		
Statistics [NW/ W]	[Valid=417 /-] [Invalid=0 /-]		
Value	Label	Cases	Percentage
1	從不	59	<div><div></div></div> 14.1%
2	很少	149	<div><div></div></div> 35.7%
3	有時	160	<div><div></div></div> 38.4%
4	時常	41	<div><div></div></div> 9.8%
8	漏填	0	
9	跳題	8	<div><div></div></div> 1.9%
Warning: these figures indicate the number of cases found in the data file. They cannot be interpreted as summary statistics of the population of interest.			
# p4nv40: 請問您與老師討論洪仲丘事件的情形是			
Information	[Type= discrete] [Format=numeric] [Range= 1-9] [Missing=*]		
Statistics [NW/ W]	[Valid=417 /-] [Invalid=0 /-]		
Value	Label	Cases	Percentage
1	從不	183	<div><div></div></div> 43.9%
2	很少	131	<div><div></div></div> 31.4%
3	有時	82	<div><div></div></div> 19.7%
4	時常	13	<div><div></div></div> 3.1%
8	漏填	0	
9	跳題	8	<div><div></div></div> 1.9%
Warning: these figures indicate the number of cases found in the data file. They cannot be interpreted as summary statistics of the population of interest.			
# p4nv41: 請問您與家人討論洪仲丘事件的情形是			
Information	[Type= discrete] [Format=numeric] [Range= 1-9] [Missing=*]		
Statistics [NW/ W]	[Valid=417 /-] [Invalid=0 /-]		
Value	Label	Cases	Percentage
1	從不	34	<div><div></div></div> 8.2%
2	很少	113	<div><div></div></div> 27.1%
3	有時	184	<div><div></div></div> 44.1%
4	時常	78	<div><div></div></div> 18.7%
8	漏填	0	
9	跳題	8	<div><div></div></div> 1.9%
Warning: these figures indicate the number of cases found in the data file. They cannot be interpreted as summary statistics of the population of interest.			

# p4nv42: 請問您與同學討論洪仲丘事件的情形是			
Information	[Type= discrete] [Format=numeric] [Range= 1-9] [Missing=*]		
Statistics [NW/ W]	[Valid=417 /-] [Invalid=0 /-]		
Value	Label	Cases	Percentage
1	從不	70	<div><div></div></div> 16.8%
2	很少	165	<div><div></div></div> 39.6%
3	有時	144	<div><div></div></div> 34.5%
4	時常	30	<div><div></div></div> 7.2%
8	漏填	0	
9	跳題	8	<div><div></div></div> 1.9%
Warning: these figures indicate the number of cases found in the data file. They cannot be interpreted as summary statistics of the population of interest.			
# p4nv43: 請問您與其他朋友討論洪仲丘事件的情形是			
Information	[Type= discrete] [Format=numeric] [Range= 1-9] [Missing=*]		
Statistics [NW/ W]	[Valid=417 /-] [Invalid=0 /-]		
Value	Label	Cases	Percentage
1	從不	79	<div><div></div></div> 18.9%
2	很少	168	<div><div></div></div> 40.3%
3	有時	134	<div><div></div></div> 32.1%
4	時常	28	<div><div></div></div> 6.7%
8	漏填	0	
9	跳題	8	<div><div></div></div> 1.9%
Warning: these figures indicate the number of cases found in the data file. They cannot be interpreted as summary statistics of the population of interest.			
# p4nv44: 請問您對政府的處理(例如：國防部長辭職下台、軍人犯罪回歸司法體系)滿不滿意			
Information	[Type= discrete] [Format=numeric] [Range= 1-9] [Missing=*]		
Statistics [NW/ W]	[Valid=417 /-] [Invalid=0 /-]		
Value	Label	Cases	Percentage
1	非常不滿意	117	<div><div></div></div> 28.1%
2	不滿意	206	<div><div></div></div> 49.4%
3	滿意	82	<div><div></div></div> 19.7%
4	非常滿意	4	<div><div></div></div> 1.0%
8	漏填	0	
9	跳題	8	<div><div></div></div> 1.9%
Warning: these figures indicate the number of cases found in the data file. They cannot be interpreted as summary statistics of the population of interest.			
# p4nv55: 您認為自己在學校的社團活不活躍			
Information	[Type= discrete] [Format=numeric] [Range= 1-9] [Missing=*]		
Statistics [NW/ W]	[Valid=417 /-] [Invalid=0 /-]		
Value	Label	Cases	Percentage
1	一點也不活躍	64	<div><div></div></div> 15.3%
2	不太活躍	107	<div><div></div></div> 25.7%
3	還算活躍	150	<div><div></div></div> 36.0%
4	非常活躍	24	<div><div></div></div> 5.8%
9	跳題	72	<div><div></div></div> 17.3%
Warning: these figures indicate the number of cases found in the data file. They cannot be interpreted as summary statistics of the population of interest.			

# p4nv56: 您是否時常參與社團的決策			
Information	[Type= discrete] [Format=numeric] [Range= 1-9] [Missing=*]		
Statistics [NW/ W]	[Valid=417 /-] [Invalid=0 /-]		
Value	Label	Cases	Percentage
1	從不	85	<div><div></div></div> 20.4%
2	很少	80	<div><div></div></div> 19.2%
3	有時	91	<div><div></div></div> 21.8%
4	時常	89	<div><div></div></div> 21.3%
9	跳題	72	<div><div></div></div> 17.3%
Warning: these figures indicate the number of cases found in the data file. They cannot be interpreted as summary statistics of the population of interest.			
# p4nv69: [父親]請問您與什麼人討論政治方面的問題(可複選)			
Information	[Type= discrete] [Format=numeric] [Range= 0-9] [Missing=*]		
Statistics [NW/ W]	[Valid=417 /-] [Invalid=0 /-]		
Value	Label	Cases	Percentage
0	否	125	<div><div></div></div> 30.0%
1	是	208	<div><div></div></div> 49.9%
9	跳題	84	<div><div></div></div> 20.1%
Warning: these figures indicate the number of cases found in the data file. They cannot be interpreted as summary statistics of the population of interest.			
# p4nv70: [母親]請問您與什麼人討論政治方面的問題(可複選)			
Information	[Type= discrete] [Format=numeric] [Range= 0-9] [Missing=*]		
Statistics [NW/ W]	[Valid=417 /-] [Invalid=0 /-]		
Value	Label	Cases	Percentage
0	否	140	<div><div></div></div> 33.6%
1	是	193	<div><div></div></div> 46.3%
9	跳題	84	<div><div></div></div> 20.1%
Warning: these figures indicate the number of cases found in the data file. They cannot be interpreted as summary statistics of the population of interest.			
# p4nv71: [兄弟姐妹]請問您與什麼人討論政治方面的問題(可複選)			
Information	[Type= discrete] [Format=numeric] [Range= 0-9] [Missing=*]		
Statistics [NW/ W]	[Valid=417 /-] [Invalid=0 /-]		
Value	Label	Cases	Percentage
0	否	215	<div><div></div></div> 51.6%
1	是	118	<div><div></div></div> 28.3%
9	跳題	84	<div><div></div></div> 20.1%
Warning: these figures indicate the number of cases found in the data file. They cannot be interpreted as summary statistics of the population of interest.			
# p4nv72: [親戚]請問您與什麼人討論政治方面的問題(可複選)			
Information	[Type= discrete] [Format=numeric] [Range= 0-9] [Missing=*]		
Statistics [NW/ W]	[Valid=417 /-] [Invalid=0 /-]		
Value	Label	Cases	Percentage
0	否	287	<div><div></div></div> 68.8%
1	是	46	<div><div></div></div> 11.0%
9	跳題	84	<div><div></div></div> 20.1%
Warning: these figures indicate the number of cases found in the data file. They cannot be interpreted as summary statistics of the population of interest.			
# p4nv73: [男女朋友]請問您與什麼人討論政治方面的問題(可複選)			
Information	[Type= discrete] [Format=numeric] [Range= 0-9] [Missing=*]		

# p4nv73: [男女朋友]請問您與什麼人討論政治方面的問題(可複選)			
Statistics [NW/ W]		[Valid=417 /-] [Invalid=0 /-]	
Value	Label	Cases	Percentage
0	否	274	<div><div></div></div> 65.7%
1	是	59	<div><div></div></div> 14.1%
9	跳題	84	<div><div></div></div> 20.1%
Warning: these figures indicate the number of cases found in the data file. They cannot be interpreted as summary statistics of the population of interest.			
# p4nv74: [工作同事]請問您與什麼人討論政治方面的問題(可複選)			
Information		[Type= discrete] [Format=numeric] [Range= 0-9] [Missing=*]	
Statistics [NW/ W]		[Valid=417 /-] [Invalid=0 /-]	
Value	Label	Cases	Percentage
0	否	305	<div><div></div></div> 73.1%
1	是	28	<div><div></div></div> 6.7%
9	跳題	84	<div><div></div></div> 20.1%
Warning: these figures indicate the number of cases found in the data file. They cannot be interpreted as summary statistics of the population of interest.			
# p4nv75: [社團友人]請問您與什麼人討論政治方面的問題(可複選)			
Information		[Type= discrete] [Format=numeric] [Range= 0-9] [Missing=*]	
Statistics [NW/ W]		[Valid=417 /-] [Invalid=0 /-]	
Value	Label	Cases	Percentage
0	否	304	<div><div></div></div> 72.9%
1	是	29	<div><div></div></div> 7.0%
9	跳題	84	<div><div></div></div> 20.1%
Warning: these figures indicate the number of cases found in the data file. They cannot be interpreted as summary statistics of the population of interest.			
# p4nv76: [同學]請問您與什麼人討論政治方面的問題(可複選)			
Information		[Type= discrete] [Format=numeric] [Range= 0-9] [Missing=*]	
Statistics [NW/ W]		[Valid=417 /-] [Invalid=0 /-]	
Value	Label	Cases	Percentage
0	否	175	<div><div></div></div> 42.0%
1	是	158	<div><div></div></div> 37.9%
9	跳題	84	<div><div></div></div> 20.1%
Warning: these figures indicate the number of cases found in the data file. They cannot be interpreted as summary statistics of the population of interest.			
# p4nv77: [朋友]請問您與什麼人討論政治方面的問題(可複選)			
Information		[Type= discrete] [Format=numeric] [Range= 0-9] [Missing=*]	
Statistics [NW/ W]		[Valid=417 /-] [Invalid=0 /-]	
Value	Label	Cases	Percentage
0	否	136	<div><div></div></div> 32.6%
1	是	197	<div><div></div></div> 47.2%
9	跳題	84	<div><div></div></div> 20.1%
Warning: these figures indicate the number of cases found in the data file. They cannot be interpreted as summary statistics of the population of interest.			
# p4nv78: [網友]請問您與什麼人討論政治方面的問題(可複選)			
Information		[Type= discrete] [Format=numeric] [Range= 0-9] [Missing=*]	
Statistics [NW/ W]		[Valid=417 /-] [Invalid=0 /-]	

# p4nv78: [網友]請問您與什麼人討論政治方面的問題(可複選)			
Value	Label	Cases	Percentage
0	否	305	<div><div></div></div> 73.1%
1	是	28	<div><div></div></div> 6.7%
9	跳題	84	<div><div></div></div> 20.1%
Warning: these figures indicate the number of cases found in the data file. They cannot be interpreted as summary statistics of the population of interest.			
# p4nv79: [老師]請問您與什麼人討論政治方面的問題(可複選)			
Information	[Type= discrete] [Format=numeric] [Range= 0-9] [Missing=*]		
Statistics [NW/ W]	[Valid=417 /-] [Invalid=0 /-]		
Value	Label	Cases	Percentage
0	否	311	<div><div></div></div> 74.6%
1	是	22	<div><div></div></div> 5.3%
9	跳題	84	<div><div></div></div> 20.1%
Warning: these figures indicate the number of cases found in the data file. They cannot be interpreted as summary statistics of the population of interest.			
# p4nv80: [鄰居]請問您與什麼人討論政治方面的問題(可複選)			
Information	[Type= discrete] [Format=numeric] [Range= 0-9] [Missing=*]		
Statistics [NW/ W]	[Valid=417 /-] [Invalid=0 /-]		
Value	Label	Cases	Percentage
0	否	331	<div><div></div></div> 79.4%
1	是	2	<div><div></div></div> 0.5%
9	跳題	84	<div><div></div></div> 20.1%
Warning: these figures indicate the number of cases found in the data file. They cannot be interpreted as summary statistics of the population of interest.			
# p4nv81: [其他]請問您與什麼人討論政治方面的問題(可複選)			
Information	[Type= discrete] [Format=numeric] [Range= 0-9] [Missing=*]		
Statistics [NW/ W]	[Valid=417 /-] [Invalid=0 /-]		
Value	Label	Cases	Percentage
0	否	330	<div><div></div></div> 79.1%
1	是	3	<div><div></div></div> 0.7%
9	跳題	84	<div><div></div></div> 20.1%
Warning: these figures indicate the number of cases found in the data file. They cannot be interpreted as summary statistics of the population of interest.			
# p4nv82a: [人本教育文教基金會的人]請問您與什麼人討論政治方面的問題(可複選)			
Information	[Type= discrete] [Format=numeric] [Range= 0-9] [Missing=*]		
Statistics [NW/ W]	[Valid=417 /-] [Invalid=0 /-]		
Value	Label	Cases	Percentage
0	否	332	<div><div></div></div> 79.6%
1	是	1	<div><div></div></div> 0.2%
9	跳題	84	<div><div></div></div> 20.1%
Warning: these figures indicate the number of cases found in the data file. They cannot be interpreted as summary statistics of the population of interest.			
# p4nv82z: [拒答]請問您與什麼人討論政治方面的問題(可複選)			
Information	[Type= discrete] [Format=numeric] [Range= 0-9] [Missing=*]		
Statistics [NW/ W]	[Valid=417 /-] [Invalid=0 /-]		
Value	Label	Cases	Percentage
0	否	332	<div><div></div></div> 79.6%

# p4nv82z: [拒答]請問您與什麼人討論政治方面的問題(可複選)			
Value	Label	Cases	Percentage
1	是	1	0.2%
9	跳題	84	20.1%
Warning: these figures indicate the number of cases found in the data file. They cannot be interpreted as summary statistics of the population of interest.			
# p4nv84: [對課程沒興趣]請問您缺課的原因是(可複選)			
Information	[Type= discrete] [Format=numeric] [Range= 0-9] [Missing=*]		
Statistics [NW/ W]	[Valid=417 /-] [Invalid=0 /-]		
Value	Label	Cases	Percentage
0	否	171	41.0%
1	是	114	27.3%
9	跳題	132	31.7%
Warning: these figures indicate the number of cases found in the data file. They cannot be interpreted as summary statistics of the population of interest.			
# p4nv85: [不喜歡授課老師]請問您缺課的原因是(可複選)			
Information	[Type= discrete] [Format=numeric] [Range= 0-9] [Missing=*]		
Statistics [NW/ W]	[Valid=417 /-] [Invalid=0 /-]		
Value	Label	Cases	Percentage
0	否	223	53.5%
1	是	62	14.9%
9	跳題	132	31.7%
Warning: these figures indicate the number of cases found in the data file. They cannot be interpreted as summary statistics of the population of interest.			
# p4nv86: [上課時段不理想]請問您缺課的原因是(可複選)			
Information	[Type= discrete] [Format=numeric] [Range= 0-9] [Missing=*]		
Statistics [NW/ W]	[Valid=417 /-] [Invalid=0 /-]		
Value	Label	Cases	Percentage
0	否	221	53.0%
1	是	64	15.3%
9	跳題	132	31.7%
Warning: these figures indicate the number of cases found in the data file. They cannot be interpreted as summary statistics of the population of interest.			
# p4nv87: [睡過頭]請問您缺課的原因是(可複選)			
Information	[Type= discrete] [Format=numeric] [Range= 0-9] [Missing=*]		
Statistics [NW/ W]	[Valid=417 /-] [Invalid=0 /-]		
Value	Label	Cases	Percentage
0	否	139	33.3%
1	是	146	35.0%
9	跳題	132	31.7%
Warning: these figures indicate the number of cases found in the data file. They cannot be interpreted as summary statistics of the population of interest.			
# p4nv88: [天氣不佳]請問您缺課的原因是(可複選)			
Information	[Type= discrete] [Format=numeric] [Range= 0-9] [Missing=*]		
Statistics [NW/ W]	[Valid=417 /-] [Invalid=0 /-]		
Value	Label	Cases	Percentage
0	否	240	57.6%
1	是	45	10.8%

# p4nv88: [天氣不佳]請問您缺課的原因是(可複選)			
Value	Label	Cases	Percentage
9	跳題	132	<div><div></div></div> 31.7%
<i>Warning: these figures indicate the number of cases found in the data file. They cannot be interpreted as summary statistics of the population of interest.</i>			
# p4nv89: [身體不適]請問您缺課的原因是(可複選)			
Information	[Type= discrete] [Format=numeric] [Range= 0-9] [Missing=*]		
Statistics [NW/ W]	[Valid=417 /-] [Invalid=0 /-]		
Value	Label	Cases	Percentage
0	否	171	<div><div></div></div> 41.0%
1	是	114	<div><div></div></div> 27.3%
9	跳題	132	<div><div></div></div> 31.7%
<i>Warning: these figures indicate the number of cases found in the data file. They cannot be interpreted as summary statistics of the population of interest.</i>			
# p4nv90: [打工]請問您缺課的原因是(可複選)			
Information	[Type= discrete] [Format=numeric] [Range= 0-9] [Missing=*]		
Statistics [NW/ W]	[Valid=417 /-] [Invalid=0 /-]		
Value	Label	Cases	Percentage
0	否	270	<div><div></div></div> 64.7%
1	是	15	<div><div></div></div> 3.6%
9	跳題	132	<div><div></div></div> 31.7%
<i>Warning: these figures indicate the number of cases found in the data file. They cannot be interpreted as summary statistics of the population of interest.</i>			
# p4nv92: [參與比賽]請問您缺課的原因是(可複選)			
Information	[Type= discrete] [Format=numeric] [Range= 0-9] [Missing=*]		
Statistics [NW/ W]	[Valid=417 /-] [Invalid=0 /-]		
Value	Label	Cases	Percentage
0	否	267	<div><div></div></div> 64.0%
1	是	18	<div><div></div></div> 4.3%
9	跳題	132	<div><div></div></div> 31.7%
<i>Warning: these figures indicate the number of cases found in the data file. They cannot be interpreted as summary statistics of the population of interest.</i>			
# p4nv91: [個人活動(如聚餐、出遊...等)]請問您缺課的原因是(可複選)			
Information	[Type= discrete] [Format=numeric] [Range= 0-9] [Missing=*]		
Statistics [NW/ W]	[Valid=417 /-] [Invalid=0 /-]		
Value	Label	Cases	Percentage
0	否	351	<div><div></div></div> 84.2%
1	是	66	<div><div></div></div> 15.8%
9	跳題	0	
<i>Warning: these figures indicate the number of cases found in the data file. They cannot be interpreted as summary statistics of the population of interest.</i>			
# p4nv93: [社團活動]請問您缺課的原因是(可複選)			
Information	[Type= discrete] [Format=numeric] [Range= 0-9] [Missing=*]		
Statistics [NW/ W]	[Valid=417 /-] [Invalid=0 /-]		
Value	Label	Cases	Percentage
0	否	246	<div><div></div></div> 59.0%
1	是	39	<div><div></div></div> 9.4%
9	跳題	132	<div><div></div></div> 31.7%
<i>Warning: these figures indicate the number of cases found in the data file. They cannot be interpreted as summary statistics of the population of interest.</i>			

# p4nv94: [系上活動]請問您缺課的原因是(可複選)			
Information	[Type= discrete] [Format=numeric] [Range= 0-9] [Missing=*]		
Statistics [NW/ W]	[Valid=417 /-] [Invalid=0 /-]		
Value	Label	Cases	Percentage
0	否	257	<div><div></div></div> 61.6%
1	是	28	<div><div></div></div> 6.7%
9	跳題	132	<div><div></div></div> 31.7%
Warning: these figures indicate the number of cases found in the data file. They cannot be interpreted as summary statistics of the population of interest.			
# p4nv95: [校內活動]請問您缺課的原因是(可複選)			
Information	[Type= discrete] [Format=numeric] [Range= 0-9] [Missing=*]		
Statistics [NW/ W]	[Valid=417 /-] [Invalid=0 /-]		
Value	Label	Cases	Percentage
0	否	266	<div><div></div></div> 63.8%
1	是	19	<div><div></div></div> 4.6%
9	跳題	132	<div><div></div></div> 31.7%
Warning: these figures indicate the number of cases found in the data file. They cannot be interpreted as summary statistics of the population of interest.			
# p4nv96: [其他]請問您缺課的原因是(可複選)			
Information	[Type= discrete] [Format=numeric] [Range= 0-9] [Missing=*]		
Statistics [NW/ W]	[Valid=417 /-] [Invalid=0 /-]		
Value	Label	Cases	Percentage
0	否	272	<div><div></div></div> 65.2%
1	是	13	<div><div></div></div> 3.1%
9	跳題	132	<div><div></div></div> 31.7%
Warning: these figures indicate the number of cases found in the data file. They cannot be interpreted as summary statistics of the population of interest.			
# p4nv97c: [準備其他考試]請問您缺課的原因是(可複選)			
Information	[Type= discrete] [Format=numeric] [Range= 0-9] [Missing=*]		
Statistics [NW/ W]	[Valid=417 /-] [Invalid=0 /-]		
Value	Label	Cases	Percentage
0	否	284	<div><div></div></div> 68.1%
1	是	1	<div><div></div></div> 0.2%
9	跳題	132	<div><div></div></div> 31.7%
Warning: these figures indicate the number of cases found in the data file. They cannot be interpreted as summary statistics of the population of interest.			
# p4nv97d: [公假]請問您缺課的原因是(可複選)			
Information	[Type= discrete] [Format=numeric] [Range= 0-9] [Missing=*]		
Statistics [NW/ W]	[Valid=417 /-] [Invalid=0 /-]		
Value	Label	Cases	Percentage
0	否	284	<div><div></div></div> 68.1%
1	是	1	<div><div></div></div> 0.2%
9	跳題	132	<div><div></div></div> 31.7%
Warning: these figures indicate the number of cases found in the data file. They cannot be interpreted as summary statistics of the population of interest.			
# p4nv97e: [做作業(趕作業)]請問您缺課的原因是(可複選)			
Information	[Type= discrete] [Format=numeric] [Range= 0-9] [Missing=*]		
Statistics [NW/ W]	[Valid=417 /-] [Invalid=0 /-]		

# p4nv97e: [做作業(趕作業)]請問您缺課的原因是(可複選)			
Value	Label	Cases	Percentage
0	否	284	<div><div></div></div> 68.1%
1	是	1	<div><div></div></div> 0.2%
9	跳題	132	<div><div></div></div> 31.7%
Warning: these figures indicate the number of cases found in the data file. They cannot be interpreted as summary statistics of the population of interest.			
# p4nv97g: [個人因素(如失戀、忘記上課)]請問您缺課的原因是(可複選)			
Information	[Type= discrete] [Format=numeric] [Range= 0-9] [Missing=*]		
Statistics [NW/ W]	[Valid=417 /-] [Invalid=0 /-]		
Value	Label	Cases	Percentage
0	否	280	<div><div></div></div> 67.1%
1	是	5	<div><div></div></div> 1.2%
9	跳題	132	<div><div></div></div> 31.7%
Warning: these figures indicate the number of cases found in the data file. They cannot be interpreted as summary statistics of the population of interest.			
# p4nv97h: [課程安排過於空洞]請問您缺課的原因是(可複選)			
Information	[Type= discrete] [Format=numeric] [Range= 0-9] [Missing=*]		
Statistics [NW/ W]	[Valid=417 /-] [Invalid=0 /-]		
Value	Label	Cases	Percentage
0	否	284	<div><div></div></div> 68.1%
1	是	1	<div><div></div></div> 0.2%
9	跳題	132	<div><div></div></div> 31.7%
Warning: these figures indicate the number of cases found in the data file. They cannot be interpreted as summary statistics of the population of interest.			
# p4nv97z: [拒答]請問您缺課的原因是(可複選)			
Information	[Type= discrete] [Format=numeric] [Range= 0-9] [Missing=*]		
Statistics [NW/ W]	[Valid=417 /-] [Invalid=0 /-]		
Value	Label	Cases	Percentage
0	否	284	<div><div></div></div> 68.1%
1	是	1	<div><div></div></div> 0.2%
9	跳題	132	<div><div></div></div> 31.7%
Warning: these figures indicate the number of cases found in the data file. They cannot be interpreted as summary statistics of the population of interest.			
# p4nv100: 請問您是什麼時候申請轉系或參加轉學考試			
Information	[Type= discrete] [Format=numeric] [Range= 1-99] [Missing=*]		
Statistics [NW/ W]	[Valid=417 /-] [Invalid=0 /-]		
Value	Label	Cases	Percentage
1	大一上	6	<div><div></div></div> 1.4%
2	大一下	39	<div><div></div></div> 9.4%
3	大二上	8	<div><div></div></div> 1.9%
4	大二下	9	<div><div></div></div> 2.2%
5	大三上	0	
90	其他	0	
99	跳題	355	<div><div></div></div> 85.1%
Warning: these figures indicate the number of cases found in the data file. They cannot be interpreted as summary statistics of the population of interest.			
# p4nv101: [其它]請問您是什麼時候申請轉系或參加轉學考試			
Information	[Type= discrete] [Format=numeric] [Range= 99-99] [Missing=*]		

# p4nv101: [其它]請問您是什麼時候申請轉系或參加轉學考試			
Statistics [NW/ W]		[Valid=417 /-] [Invalid=0 /-]	
Value	Label	Cases	Percentage
99	跳題	417	100.0%
Warning: these figures indicate the number of cases found in the data file. They cannot be interpreted as summary statistics of the population of interest.			
# p4v100101: 請問您是什麼時候申請轉系或參加轉學考試?			
Information		[Type= discrete] [Format=numeric] [Range= 1-99] [Missing=*]	
Statistics [NW/ W]		[Valid=417 /-] [Invalid=0 /-]	
Value	Label	Cases	Percentage
1	大一上	6	1.4%
2	大一下	39	9.4%
3	大二上	8	1.9%
4	大二下	9	2.2%
5	大三上	0	
99	跳題	355	85.1%
Warning: these figures indicate the number of cases found in the data file. They cannot be interpreted as summary statistics of the population of interest.			
# p4nv103: [其它]請問您現在住在哪裡?			
Information		[Type= discrete] [Format=numeric] [Range= 7-99] [Missing=*]	
Statistics [NW/ W]		[Valid=417 /-] [Invalid=0 /-]	
Value	Label	Cases	Percentage
7	實習地點的宿舍	1	0.2%
95	拒答	1	0.2%
99	跳題	415	99.5%
Warning: these figures indicate the number of cases found in the data file. They cannot be interpreted as summary statistics of the population of interest.			
# p4v102103: 請問您現在住在哪裡?			
Information		[Type= discrete] [Format=numeric] [Range= 1-95] [Missing=*]	
Statistics [NW/ W]		[Valid=417 /-] [Invalid=0 /-]	
Value	Label	Cases	Percentage
1	與家人同住	136	32.6%
2	學校宿舍	100	24.0%
3	在外租屋	165	39.6%
4	親戚家	6	1.4%
5	自宅 (一個人住	8	1.9%
7	實習地點的宿舍	1	0.2%
95	拒答	1	0.2%
Warning: these figures indicate the number of cases found in the data file. They cannot be interpreted as summary statistics of the population of interest.			
# p4nv105: 若有, 請問每週約幾小時			
Information		[Type= discrete] [Format=numeric] [Range= 1-999] [Missing=*]	
Statistics [NW/ W]		[Valid=417 /-] [Invalid=0 /-]	
Value	Label	Cases	Percentage
1		1	0.2%
2		13	3.1%
3		8	1.9%
4		13	3.1%

p4nv105: 若有，請問每週約幾小時

Value	Label	Cases	Percentage
5		13	3.1%
6		10	2.4%
7		3	0.7%
8		17	4.1%
9		3	0.7%
10		20	4.8%
11		1	0.2%
12		7	1.7%
13		3	0.7%
14		2	0.5%
15		9	2.2%
16		1	0.2%
17		3	0.7%
18		2	0.5%
19		1	0.2%
20		11	2.6%
22		1	0.2%
24		2	0.5%
25		5	1.2%
26		1	0.2%
28		1	0.2%
30		5	1.2%
31		1	0.2%
32		3	0.7%
35		3	0.7%
36		1	0.2%
40		6	1.4%
45		2	0.5%
48		2	0.5%
50		2	0.5%
54		1	0.2%
70		1	0.2%
999	跳題	239	57.3%

Warning: these figures indicate the number of cases found in the data file. They cannot be interpreted as summary statistics of the population of interest.

p4nv107: 請問您是什麼時候轉系或轉學

Information	[Type= discrete] [Format=numeric] [Range= 1-99] [Missing=*]		
Statistics [NW/ W]	[Valid=417 /-] [Invalid=0 /-]		
Value	Label	Cases	Percentage
1	大二上	22	5.3%
2	大三上	4	1.0%
90	其他	0	
99	跳題	391	93.8%

Warning: these figures indicate the number of cases found in the data file. They cannot be interpreted as summary statistics of the population of interest.

# p4nv108: [其它]請問您是什麼時候轉系或轉學			
Information		[Type= discrete] [Format=numeric] [Range= 99-99] [Missing=*]	
Statistics [NW/ W]		[Valid=417 /-] [Invalid=0 /-]	
Value	Label	Cases	Percentage
99	跳題	417	<div></div> 100.0%
Warning: these figures indicate the number of cases found in the data file. They cannot be interpreted as summary statistics of the population of interest.			
# p4v107108: 請問您是什麼時候轉系或轉學?			
Information		[Type= discrete] [Format=numeric] [Range= 1-99] [Missing=*]	
Statistics [NW/ W]		[Valid=417 /-] [Invalid=0 /-]	
Value	Label	Cases	Percentage
1	大一上	22	<div></div> 5.3%
2	大三上	4	<div></div> 1.0%
99	跳題	391	<div></div> 93.8%
Warning: these figures indicate the number of cases found in the data file. They cannot be interpreted as summary statistics of the population of interest.			
# p4nv112: 請問您是否打算在畢業後立即服兵役，之後再進行其他的計畫			
Information		[Type= discrete] [Format=numeric] [Range= 1-9] [Missing=*]	
Statistics [NW/ W]		[Valid=417 /-] [Invalid=0 /-]	
Value	Label	Cases	Percentage
1	是	78	<div></div> 18.7%
2	否	44	<div></div> 10.6%
3	免服兵役	4	<div></div> 1.0%
4	尚未決定	48	<div></div> 11.5%
8	漏填	0	
9	跳題	243	<div></div> 58.3%
Warning: these figures indicate the number of cases found in the data file. They cannot be interpreted as summary statistics of the population of interest.			
# p4nv114: 請問您的規劃是			
Information		[Type= discrete] [Format=numeric] [Range= 1-9] [Missing=*]	
Statistics [NW/ W]		[Valid=417 /-] [Invalid=0 /-]	
Value	Label	Cases	Percentage
1	直接就業	74	<div></div> 17.7%
2	準備國家考試	47	<div></div> 11.3%
3	就讀國內與我大學主修相關領域研究所	57	<div></div> 13.7%
4	就讀國內與我大學主修不同領域研究所	8	<div></div> 1.9%
5	就讀國外與我大學主修相關領域研究所	15	<div></div> 3.6%
6	就讀國外與我大學主修不同領域研究所	4	<div></div> 1.0%
8	漏填	0	
9	跳題	212	<div></div> 50.8%
Warning: these figures indicate the number of cases found in the data file. They cannot be interpreted as summary statistics of the population of interest.			
# p4tondu: 統獨立場			
Information		[Type= discrete] [Format=numeric] [Range= 1-6] [Missing=*]	
Statistics [NW/ W]		[Valid=417 /-] [Invalid=0 /-]	
Value	Label	Cases	Percentage
1	儘快統一	5	<div></div> 1.2%
2	維持現狀，以後走向統一	25	<div></div> 6.0%

# p4tondu: 統獨立場			
Value	Label	Cases	Percentage
3	維持現狀，看情形再決定獨立或統一	145	<div><div></div></div> 34.8%
4	永遠維持現狀	62	<div><div></div></div> 14.9%
5	維持現狀，以後走向獨立	154	<div><div></div></div> 36.9%
6	儘快宣佈獨立	26	<div><div></div></div> 6.2%
Warning: these figures indicate the number of cases found in the data file. They cannot be interpreted as summary statistics of the population of interest.			
# p4tondu3: 統獨三分類			
Information	[Type= discrete] [Format=numeric] [Range= 1-3] [Missing=*]		
Statistics [NW/ W]	[Valid=417 /-] [Invalid=0 /-]		
Value	Label	Cases	Percentage
1	偏向統一	30	<div><div></div></div> 7.2%
2	偏向維持現狀	207	<div><div></div></div> 49.6%
3	偏向獨立	180	<div><div></div></div> 43.2%
Warning: these figures indicate the number of cases found in the data file. They cannot be interpreted as summary statistics of the population of interest.			
# p4t_cidentity: 臺灣人/中國人認同			
Information	[Type= discrete] [Format=numeric] [Range= 1-3] [Missing=*]		
Statistics [NW/ W]	[Valid=417 /-] [Invalid=0 /-]		
Value	Label	Cases	Percentage
1	臺灣人	315	<div><div></div></div> 75.5%
2	中國人	4	<div><div></div></div> 1.0%
3	都是	98	<div><div></div></div> 23.5%
Warning: these figures indicate the number of cases found in the data file. They cannot be interpreted as summary statistics of the population of interest.			
# p4nv61: [其它]請問您認為自己是「支持國民黨的」、「支持民進黨的」、「支持親民黨的」、「支持台聯的」，還是支持其他政黨			
Information	[Type= discrete] [Format=numeric] [Range= 19-99] [Missing=*]		
Statistics [NW/ W]	[Valid=417 /-] [Invalid=0 /-]		
Value	Label	Cases	Percentage
19	選人不選黨	1	<div><div></div></div> 0.2%
95	拒答	1	<div><div></div></div> 0.2%
96	看情形	2	<div><div></div></div> 0.5%
97	無意見	4	<div><div></div></div> 1.0%
98	不知道	1	<div><div></div></div> 0.2%
99	跳題	408	<div><div></div></div> 97.8%
Warning: these figures indicate the number of cases found in the data file. They cannot be interpreted as summary statistics of the population of interest.			
# p4v6061: 請問您認為自己是「支持國民黨的」、「支持民進黨的」、「支持親民黨的」、「支持台聯的」，還是支持其他政黨			
Information	[Type= discrete] [Format=numeric] [Range= 1-98] [Missing=*]		
Statistics [NW/ W]	[Valid=417 /-] [Invalid=0 /-]		
Value	Label	Cases	Percentage
1	國民黨	66	<div><div></div></div> 15.8%
2	民進黨	46	<div><div></div></div> 11.0%
3	親民黨	1	<div><div></div></div> 0.2%
4	台灣團結聯盟	2	<div><div></div></div> 0.5%

p4v6061: 請問您認為自己是「支持國民黨的」、「支持民進黨的」、「支持親民黨的」、「支持台聯的」，還是支持其他政黨

Value	Label	Cases	Percentage
5	都支持	18	4.3%
6	都不支持	275	65.9%
19	選人不選黨	1	0.2%
95	拒答	1	0.2%
96	看情形	2	0.5%
97	無意見	4	1.0%
98	不知道	1	0.2%

Warning: these figures indicate the number of cases found in the data file. They cannot be interpreted as summary statistics of the population of interest.

p4nv62: 請問您是非常支持該黨，還是普普通通

Information	[Type= discrete] [Format=numeric] [Range= 1-9] [Missing=*]
Statistics [NW/ W]	[Valid=417 /-] [Invalid=0 /-]

Value	Label	Cases	Percentage
1	非常支持	12	2.9%
2	普普通通	103	24.7%
9	跳題	302	72.4%

Warning: these figures indicate the number of cases found in the data file. They cannot be interpreted as summary statistics of the population of interest.

p4nv64: [其它]請問您比較偏向國民黨、偏向民進黨、偏向親民黨、偏向台聯，或是都不偏

Information	[Type= discrete] [Format=numeric] [Range= 23-99] [Missing=*]
Statistics [NW/ W]	[Valid=417 /-] [Invalid=0 /-]

Value	Label	Cases	Percentage
23	偏綠黨	1	0.2%
94	漏答	1	0.2%
96	看情形	2	0.5%
98	不知道	0	
99	跳題	413	99.0%

Warning: these figures indicate the number of cases found in the data file. They cannot be interpreted as summary statistics of the population of interest.

p4v6364: 請問您比較偏向國民黨、偏向民進黨、偏向親民黨、偏向台聯，或是都不偏

Information	[Type= discrete] [Format=numeric] [Range= 3-99] [Missing=*]
Statistics [NW/ W]	[Valid=417 /-] [Invalid=0 /-]

Value	Label	Cases	Percentage
3	偏國民黨	48	11.5%
4	偏民進黨	38	9.1%
5	偏親民黨	1	0.2%
6	偏台灣團結聯盟	2	0.5%
7	都不偏	209	50.1%
23	偏綠黨	1	0.2%
94	漏答	1	0.2%
96	看情形	2	0.5%
98	不知道	0	
99	跳題	115	27.6%

Warning: these figures indicate the number of cases found in the data file. They cannot be interpreted as summary statistics of the population of interest.

# p4partyid: 政黨認同			
Information		[Type= discrete] [Format=numeric] [Range= 1-6] [Missing=*]	
Statistics [NW/ W]		[Valid=417 /-] [Invalid=0 /-]	
Value	Label	Cases	Percentage
1	國民黨	114	<div><div></div></div> 27.3%
2	民進黨	84	<div><div></div></div> 20.1%
3	親民黨	2	<div><div></div></div> 0.5%
4	台灣團結聯盟	4	<div><div></div></div> 1.0%
5	中立及看情形	211	<div><div></div></div> 50.6%
6	無反應及其他政黨	2	<div><div></div></div> 0.5%
Warning: these figures indicate the number of cases found in the data file. They cannot be interpreted as summary statistics of the population of interest.			
# p4partyid3: 政黨認同三分類			
Information		[Type= discrete] [Format=numeric] [Range= 1-9] [Missing=*]	
Statistics [NW/ W]		[Valid=417 /-] [Invalid=0 /-]	
Value	Label	Cases	Percentage
1	泛藍	116	<div><div></div></div> 27.8%
2	泛綠	88	<div><div></div></div> 21.1%
3	中立無傾向	211	<div><div></div></div> 50.6%
9	無反應及其他政黨	2	<div><div></div></div> 0.5%
Warning: these figures indicate the number of cases found in the data file. They cannot be interpreted as summary statistics of the population of interest.			
# p4party: 政黨支持			
Information		[Type= discrete] [Format=numeric] [Range= 1-13] [Missing=*]	
Statistics [NW/ W]		[Valid=417 /-] [Invalid=0 /-]	
Value	Label	Cases	Percentage
1	非常支持國民黨	6	<div><div></div></div> 1.4%
2	普通支持國民黨	60	<div><div></div></div> 14.4%
3	偏國民黨	48	<div><div></div></div> 11.5%
4	非常支持民進黨	6	<div><div></div></div> 1.4%
5	普通支持民進黨	40	<div><div></div></div> 9.6%
6	偏民進黨	38	<div><div></div></div> 9.1%
7	非常支持親民黨	0	
8	普通支持親民黨	1	<div><div></div></div> 0.2%
9	偏親民黨	1	<div><div></div></div> 0.2%
10	非常支持台聯	0	
11	普通支持台聯	2	<div><div></div></div> 0.5%
12	偏台聯	2	<div><div></div></div> 0.5%
13	中立無反應及其他政黨	213	<div><div></div></div> 51.1%
Warning: these figures indicate the number of cases found in the data file. They cannot be interpreted as summary statistics of the population of interest.			
# p4student_1: 大三在學狀況			
Information		[Type= discrete] [Format=numeric] [Range= 21-999] [Missing=*]	
Statistics [NW/ W]		[Valid=417 /-] [Invalid=0 /-]	
Value	Label	Cases	Percentage
21	大三上從中興土壤環境科學系降轉至物理系，目前是大二	1	0.2%
31	大二上從屏商院行銷系休學，大三上降轉至中興行銷，目前是大二	1	0.2%

# p4student_1: 大三在學狀況			
Value	Label	Cases	Percentage
41	大三上從輔大西語系休學一年，預計大四復學	1	0.2%
42	大三上從政大應數系休學，預計大三下復學，但還有很多問題，可能	1	0.2%
51	大一下從中興應數系退學，目前是成大水利及海洋工程系大一	1	0.2%
999	跳題	412	98.8%
Warning: these figures indicate the number of cases found in the data file. They cannot be interpreted as summary statistics of the population of interest.			
# p4student: 大三時是否在學			
Information	[Type= discrete] [Format=numeric] [Range= 1-2] [Missing=*]		
Statistics [NW/ W]	[Valid=417 /-] [Invalid=0 /-]		
Value	Label	Cases	Percentage
1	在學	415	99.5%
2	不在學	2	0.5%
Warning: these figures indicate the number of cases found in the data file. They cannot be interpreted as summary statistics of the population of interest.			
# p4nv109: [學校：] 若您已經轉系或轉學，請問您目前就讀於			
Information	[Type= discrete] [Format=numeric] [Range= 1-99] [Missing=*]		
Statistics [NW/ W]	[Valid=417 /-] [Invalid=0 /-]		
Value	Label	Cases	Percentage
1	國立政治大學	5	1.2%
2	國立中央大學	3	0.7%
3	輔仁大學	2	0.5%
4	東吳大學	1	0.2%
5	銘傳大學	1	0.2%
12	國立中興大學	2	0.5%
14	明道大學	1	0.2%
18	國立成功大學	1	0.2%
26	國立台灣大學	1	0.2%
27	國立清華大學	1	0.2%
31	嘉南藥理科技大學	1	0.2%
32	修平科技大學	1	0.2%
34	中原大學	1	0.2%
35	國立體育大學	1	0.2%
36	大葉大學	1	0.2%
37	台灣首府大學	1	0.2%
38	高雄醫學大學	1	0.2%
39	國立屏東科技大學	1	0.2%
99	跳題	391	93.8%
Warning: these figures indicate the number of cases found in the data file. They cannot be interpreted as summary statistics of the population of interest.			
# p4school: [大三] 受訪者學校			
Information	[Type= discrete] [Format=numeric] [Range= 1-39] [Missing=*]		
Statistics [NW/ W]	[Valid=417 /-] [Invalid=0 /-]		
Value	Label	Cases	Percentage
1	國立政治大學	21	5.0%
2	國立中央大學	17	4.1%

# p4school: [大三]受訪者學校			
Value	Label	Cases	Percentage
3	輔仁大學	19	4.6%
4	東吳大學	39	9.4%
5	銘傳大學	29	7.0%
6	元智大學	28	6.7%
7	明志科技大學	24	5.8%
8	黎明技術學院	8	1.9%
9	龍華科技大學	17	4.1%
10	元培科技大學	11	2.6%
11	國立臺北教育大學	8	1.9%
12	國立中興大學	26	6.2%
13	逢甲大學	25	6.0%
14	明道大學	12	2.9%
15	國立勤益科技大學	5	1.2%
16	國立虎尾科技大學	5	1.2%
17	中臺科技大學	9	2.2%
18	國立成功大學	18	4.3%
19	國立東華大學	13	3.1%
20	國立高雄海洋科技大學	7	1.7%
21	國立屏東商業技術學院	15	3.6%
22	大同技術學院	6	1.4%
23	台南應用科技大學	20	4.8%
24	高苑科技大學	14	3.4%
25	國立高雄師範大學	11	2.6%
26	國立台灣大學	1	0.2%
27	國立清華大學	1	0.2%
28	朝陽科技大學	0	
29	開南大學	0	
30	長庚大學	0	
31	嘉南藥理科技大學	1	0.2%
32	修平科技大學	1	0.2%
33	東海大學	0	
34	中原大學	1	0.2%
35	國立體育大學	1	0.2%
36	大葉大學	1	0.2%
37	台灣首府大學	1	0.2%
38	高雄醫學大學	1	0.2%
39	國立屏東科技大學	1	0.2%
Warning: these figures indicate the number of cases found in the data file. They cannot be interpreted as summary statistics of the population of interest.			
# p4strata5: 層別5			
Information		[Type= discrete] [Format=numeric] [Range= 1-5] [Missing=*]	
Statistics [NW/ W]		[Valid=417 /-] [Invalid=0 /-]	
Value	Label	Cases	Percentage
1	公立一般	98	23.5%
2	私立一般	156	37.4%

# p4strata5: 層別5			
Value	Label	Cases	Percentage
3	公立技職	33	<div></div> 7.9%
4	私立技職	111	<div></div> 26.6%
5	師範	19	<div></div> 4.6%
Warning: these figures indicate the number of cases found in the data file. They cannot be interpreted as summary statistics of the population of interest.			
# p4strata9: 層別9			
Information	[Type= discrete] [Format=numeric] [Range= 1-9] [Missing=*]		
Statistics [NW/ W]	[Valid=417 /-] [Invalid=0 /-]		
Value	Label	Cases	Percentage
1	教育	7	<div></div> 1.7%
2	人文藝術	63	<div></div> 15.1%
3	經社心理	48	<div></div> 11.5%
4	商學管理	135	<div></div> 32.4%
5	法律	5	<div></div> 1.2%
6	理科	48	<div></div> 11.5%
7	醫科	15	<div></div> 3.6%
8	工科	91	<div></div> 21.8%
9	農科	5	<div></div> 1.2%
Warning: these figures indicate the number of cases found in the data file. They cannot be interpreted as summary statistics of the population of interest.			
# p4wave: 第五波訪問			
Information	[Type= discrete] [Format=numeric] [Range= 1-1] [Missing=*]		
Statistics [NW/ W]	[Valid=417 /-] [Invalid=0 /-]		
Value	Label	Cases	Percentage
1	有填答	417	<div></div> 100.0%
Warning: these figures indicate the number of cases found in the data file. They cannot be interpreted as summary statistics of the population of interest.			
# p1school: [大二]受訪者學校			
Information	[Type= discrete] [Format=numeric] [Range= 1-99] [Missing=*]		
Statistics [NW/ W]	[Valid=250 /-] [Invalid=167 /-]		
Value	Label	Cases	Percentage
1	國立政治大學	13	<div></div> 5.2%
2	國立中央大學	10	<div></div> 4.0%
3	輔仁大學	11	<div></div> 4.4%
4	東吳大學	27	<div></div> 10.8%
5	銘傳大學	15	<div></div> 6.0%
6	元智大學	15	<div></div> 6.0%
7	明志科技大學	16	<div></div> 6.4%
8	黎明技術學院	6	<div></div> 2.4%
9	龍華科技大學	12	<div></div> 4.8%
10	元培科技大學	4	<div></div> 1.6%
11	國立臺北教育大學	3	<div></div> 1.2%
12	國立中興大學	17	<div></div> 6.8%
13	逢甲大學	16	<div></div> 6.4%
14	明道大學	4	<div></div> 1.6%
15	國立勤益科技大學	4	<div></div> 1.6%

# p1school: [大二]受訪者學校			
Value	Label	Cases	Percentage
16	國立虎尾科技大學	3	<div><div></div></div> 1.2%
17	中臺科技大學	5	<div><div></div></div> 2.0%
18	國立成功大學	11	<div><div></div></div> 4.4%
19	國立東華大學	9	<div><div></div></div> 3.6%
20	國立高雄海洋科技大學	5	<div><div></div></div> 2.0%
21	國立屏東商業技術學院	9	<div><div></div></div> 3.6%
22	大同技術學院	3	<div><div></div></div> 1.2%
23	台南應用科技大學	13	<div><div></div></div> 5.2%
24	高苑科技大學	10	<div><div></div></div> 4.0%
25	國立高雄師範大學	5	<div><div></div></div> 2.0%
26	國立台灣大學	1	<div><div></div></div> 0.4%
27	國立清華大學	1	<div><div></div></div> 0.4%
28	朝陽科技大學	0	
29	開南大學	0	
30	長庚大學	0	
31	嘉南藥理科技大學	1	<div><div></div></div> 0.4%
32	修平科技大學	1	<div><div></div></div> 0.4%
33	東海大學	0	
99	跳題	0	
Sysmiss		167	
Warning: these figures indicate the number of cases found in the data file. They cannot be interpreted as summary statistics of the population of interest.			
# p1strata5: 層別5			
Information	[Type= discrete] [Format=numeric] [Range= 1-9] [Missing=*]		
Statistics [NW/ W]	[Valid=250 /-] [Invalid=167 /-]		
Value	Label	Cases	Percentage
1	公立一般	62	<div><div></div></div> 24.8%
2	私立一般	88	<div><div></div></div> 35.2%
3	公立技職	21	<div><div></div></div> 8.4%
4	私立技職	71	<div><div></div></div> 28.4%
5	師範	8	<div><div></div></div> 3.2%
9	跳題	0	
Sysmiss		167	
Warning: these figures indicate the number of cases found in the data file. They cannot be interpreted as summary statistics of the population of interest.			
# p1strata9: 層別9			
Information	[Type= discrete] [Format=numeric] [Range= 1-99] [Missing=*]		
Statistics [NW/ W]	[Valid=250 /-] [Invalid=167 /-]		
Value	Label	Cases	Percentage
1	教育	3	<div><div></div></div> 1.2%
2	人文藝術	41	<div><div></div></div> 16.4%
3	經社心理	31	<div><div></div></div> 12.4%
4	商學管理	72	<div><div></div></div> 28.8%
5	法律	4	<div><div></div></div> 1.6%
6	理科	28	<div><div></div></div> 11.2%
7	醫科	10	<div><div></div></div> 4.0%

# p1strata9: 層別9			
Value	Label	Cases	Percentage
8	工科	57	<div><div></div></div> 22.8%
9	農科	4	<div><div></div></div> 1.6%
99	跳題	0	
Sysmiss		167	
Warning: these figures indicate the number of cases found in the data file. They cannot be interpreted as summary statistics of the population of interest.			
# school: 受訪者學校			
Information	[Type= discrete] [Format=numeric] [Range= 1-25] [Missing=*]		
Statistics [NW/ W]	[Valid=417 /-] [Invalid=0 /-]		
Value	Label	Cases	Percentage
1	國立政治大學	20	<div><div></div></div> 4.8%
2	國立中央大學	17	<div><div></div></div> 4.1%
3	輔仁大學	19	<div><div></div></div> 4.6%
4	東吳大學	41	<div><div></div></div> 9.8%
5	銘傳大學	29	<div><div></div></div> 7.0%
6	元智大學	29	<div><div></div></div> 7.0%
7	明志科技大學	25	<div><div></div></div> 6.0%
8	黎明技術學院	8	<div><div></div></div> 1.9%
9	龍華科技大學	17	<div><div></div></div> 4.1%
10	元培科技大學	11	<div><div></div></div> 2.6%
11	國立臺北教育大學	8	<div><div></div></div> 1.9%
12	國立中興大學	26	<div><div></div></div> 6.2%
13	逢甲大學	25	<div><div></div></div> 6.0%
14	明道大學	13	<div><div></div></div> 3.1%
15	國立勤益科技大學	5	<div><div></div></div> 1.2%
16	國立虎尾科技大學	5	<div><div></div></div> 1.2%
17	中臺科技大學	9	<div><div></div></div> 2.2%
18	國立成功大學	17	<div><div></div></div> 4.1%
19	國立東華大學	13	<div><div></div></div> 3.1%
20	國立高雄海洋科技大學	7	<div><div></div></div> 1.7%
21	國立屏東商業技術學院	17	<div><div></div></div> 4.1%
22	大同技術學院	7	<div><div></div></div> 1.7%
23	台南應用科技大學	20	<div><div></div></div> 4.8%
24	高苑科技大學	17	<div><div></div></div> 4.1%
25	國立高雄師範大學	12	<div><div></div></div> 2.9%
Warning: these figures indicate the number of cases found in the data file. They cannot be interpreted as summary statistics of the population of interest.			
# strata5: 層別5			
Information	[Type= discrete] [Format=numeric] [Range= 1-5] [Missing=*]		
Statistics [NW/ W]	[Valid=417 /-] [Invalid=0 /-]		
Value	Label	Cases	Percentage
1	公立一般	93	<div><div></div></div> 22.3%
2	私立一般	156	<div><div></div></div> 37.4%
3	公立技職	34	<div><div></div></div> 8.2%
4	私立技職	114	<div><div></div></div> 27.3%
5	師範	20	<div><div></div></div> 4.8%

# strata5: 層別5			
Warning: these figures indicate the number of cases found in the data file. They cannot be interpreted as summary statistics of the population of interest.			
# strata9: 層別9			
Information	[Type= discrete] [Format=numeric] [Range= 1-9] [Missing=*]		
Statistics [NW/ W]	[Valid=417 /-] [Invalid=0 /-]		
Value	Label	Cases	Percentage
1	教育	8	<div><div></div></div> 1.9%
2	人文藝術	64	<div><div></div></div> 15.3%
3	經社心理	48	<div><div></div></div> 11.5%
4	商學管理	132	<div><div></div></div> 31.7%
5	法律	5	<div><div></div></div> 1.2%
6	理科	50	<div><div></div></div> 12.0%
7	醫科	14	<div><div></div></div> 3.4%
8	工科	90	<div><div></div></div> 21.6%
9	農科	6	<div><div></div></div> 1.4%
Warning: these figures indicate the number of cases found in the data file. They cannot be interpreted as summary statistics of the population of interest.			
# fpartyid: 父親政黨認同			
Information	[Type= discrete] [Format=numeric] [Range= 1-6] [Missing=*]		
Statistics [NW/ W]	[Valid=417 /-] [Invalid=0 /-]		
Value	Label	Cases	Percentage
1	國民黨	193	<div><div></div></div> 46.3%
2	民進黨	120	<div><div></div></div> 28.8%
3	親民黨	3	<div><div></div></div> 0.7%
4	台灣團結聯盟	0	
5	中立及看情形	34	<div><div></div></div> 8.2%
6	無反應及其他政黨	67	<div><div></div></div> 16.1%
Warning: these figures indicate the number of cases found in the data file. They cannot be interpreted as summary statistics of the population of interest.			
# mpartyid: 母親政黨認同			
Information	[Type= discrete] [Format=numeric] [Range= 1-6] [Missing=*]		
Statistics [NW/ W]	[Valid=417 /-] [Invalid=0 /-]		
Value	Label	Cases	Percentage
1	國民黨	193	<div><div></div></div> 46.3%
2	民進黨	102	<div><div></div></div> 24.5%
3	親民黨	1	<div><div></div></div> 0.2%
4	台灣團結聯盟	0	
5	中立及看情形	50	<div><div></div></div> 12.0%
6	無反應及其他政黨	71	<div><div></div></div> 17.0%
Warning: these figures indicate the number of cases found in the data file. They cannot be interpreted as summary statistics of the population of interest.			
# fparty: 父親政黨支持			
Information	[Type= discrete] [Format=numeric] [Range= 1-13] [Missing=*]		
Statistics [NW/ W]	[Valid=417 /-] [Invalid=0 /-]		
Value	Label	Cases	Percentage
1	非常支持國民黨	45	<div><div></div></div> 10.8%
2	普通支持國民黨	132	<div><div></div></div> 31.7%

# fparty: 父親政黨支持			
Value	Label	Cases	Percentage
3	偏國民黨	16	<div><div></div></div> 3.8%
4	非常支持民進黨	62	<div><div></div></div> 14.9%
5	普通支持民進黨	49	<div><div></div></div> 11.8%
6	偏民進黨	9	<div><div></div></div> 2.2%
7	非常支持親民黨	1	<div><div></div></div> 0.2%
8	普通支持親民黨	1	<div><div></div></div> 0.2%
9	偏親民黨	1	<div><div></div></div> 0.2%
10	非常支持台聯	0	
11	普通支持台聯	0	
12	偏台聯	0	
13	中立無反應	101	<div><div></div></div> 24.2%
Warning: these figures indicate the number of cases found in the data file. They cannot be interpreted as summary statistics of the population of interest.			
# mparty: 母親政黨支持			
Information	[Type= discrete] [Format=numeric] [Range= 1-13] [Missing=*]		
Statistics [NW/ W]	[Valid=417 /-] [Invalid=0 /-]		
Value	Label	Cases	Percentage
1	非常支持國民黨	51	<div><div></div></div> 12.2%
2	普通支持國民黨	122	<div><div></div></div> 29.3%
3	偏國民黨	20	<div><div></div></div> 4.8%
4	非常支持民進黨	41	<div><div></div></div> 9.8%
5	普通支持民進黨	52	<div><div></div></div> 12.5%
6	偏民進黨	9	<div><div></div></div> 2.2%
7	非常支持親民黨	0	
8	普通支持親民黨	0	
9	偏親民黨	1	<div><div></div></div> 0.2%
10	非常支持台聯	0	
11	普通支持台聯	0	
12	偏台聯	0	
13	中立無反應	121	<div><div></div></div> 29.0%
Warning: these figures indicate the number of cases found in the data file. They cannot be interpreted as summary statistics of the population of interest.			
# birth: 出生年			
Information	[Type= discrete] [Format=numeric] [Range= 78-90] [Missing=*]		
Statistics [NW/ W]	[Valid=417 /-] [Invalid=0 /-]		
Value	Label	Cases	Percentage
78		1	<div><div></div></div> 0.2%
80		9	<div><div></div></div> 2.2%
81		151	<div><div></div></div> 36.2%
82		255	<div><div></div></div> 61.2%
83		1	<div><div></div></div> 0.2%
90	無反應	0	
Warning: these figures indicate the number of cases found in the data file. They cannot be interpreted as summary statistics of the population of interest.			
# fedu: 父親教育程度			
Information	[Type= discrete] [Format=numeric] [Range= 1-9] [Missing=*]		

# fedu: 父親教育程度			
Statistics [NW/ W]		[Valid=417 /-] [Invalid=0 /-]	
Value	Label	Cases	Percentage
1	小學及以下	24	<div></div> 5.8%
2	國、初中	52	<div></div> 12.5%
3	高中、職	146	<div></div> 35.0%
4	專科	83	<div></div> 19.9%
5	大學及以上	103	<div></div> 24.7%
9	無反應	9	<div></div> 2.2%
Warning: these figures indicate the number of cases found in the data file. They cannot be interpreted as summary statistics of the population of interest.			

# medu: 母親教育程度			
Information	[Type= discrete] [Format=numeric] [Range= 1-9] [Missing=*]		
Statistics [NW/ W]	[Valid=417 /-] [Invalid=0 /-]		
Value	Label	Cases	Percentage
1	小學及以下	31	<div><div></div></div> 7.4%
2	國、初中	53	<div><div></div></div> 12.7%
3	高中、職	193	<div><div></div></div> 46.3%
4	專科	71	<div><div></div></div> 17.0%
5	大學及以上	62	<div><div></div></div> 14.9%
9	無反應	7	<div><div></div></div> 1.7%
Warning: these figures indicate the number of cases found in the data file. They cannot be interpreted as summary statistics of the population of interest.			
# sengi: 父親省籍			
Information	[Type= discrete] [Format=numeric] [Range= 1-9] [Missing=*]		
Statistics [NW/ W]	[Valid=417 /-] [Invalid=0 /-]		
Value	Label	Cases	Percentage
1	本省客家人	50	<div><div></div></div> 12.0%
2	本省閩南人	322	<div><div></div></div> 77.2%
3	大陸各省市人	31	<div><div></div></div> 7.4%
4	原住民	2	<div><div></div></div> 0.5%
9	無反應及其他	12	<div><div></div></div> 2.9%
Warning: these figures indicate the number of cases found in the data file. They cannot be interpreted as summary statistics of the population of interest.			
# msengi: 母親省籍			
Information	[Type= discrete] [Format=numeric] [Range= 1-9] [Missing=*]		
Statistics [NW/ W]	[Valid=417 /-] [Invalid=0 /-]		
Value	Label	Cases	Percentage
1	本省客家人	53	<div><div></div></div> 12.7%
2	本省閩南人	321	<div><div></div></div> 77.0%
3	大陸各省市人	29	<div><div></div></div> 7.0%
4	原住民	2	<div><div></div></div> 0.5%
9	無反應及其他	12	<div><div></div></div> 2.9%
Warning: these figures indicate the number of cases found in the data file. They cannot be interpreted as summary statistics of the population of interest.			
# fcareer5: 父親職業五分類			
Information	[Type= discrete] [Format=numeric] [Range= 1-5] [Missing=*]		
Statistics [NW/ W]	[Valid=417 /-] [Invalid=0 /-]		
Value	Label	Cases	Percentage
1	高、中級白領	170	<div><div></div></div> 40.8%
2	中低、低級白領	97	<div><div></div></div> 23.3%
3	農林漁牧	12	<div><div></div></div> 2.9%
4	藍領	89	<div><div></div></div> 21.3%
5	其他	49	<div><div></div></div> 11.8%
Warning: these figures indicate the number of cases found in the data file. They cannot be interpreted as summary statistics of the population of interest.			
# fcareer8: 父親職業八分類			
Information	[Type= discrete] [Format=numeric] [Range= 1-8] [Missing=*]		
Statistics [NW/ W]	[Valid=417 /-] [Invalid=0 /-]		

# fcareer8: 父親職業八分類			
Value	Label	Cases	Percentage
1	軍公教人員	72	<div><div></div></div> 17.3%
2	私部門管理階層及專業人員	124	<div><div></div></div> 29.7%
3	私部門職員	77	<div><div></div></div> 18.5%
4	私部門勞工	83	<div><div></div></div> 19.9%
5	農林漁牧	12	<div><div></div></div> 2.9%
6	學生	0	
7	家管	7	<div><div></div></div> 1.7%
8	其他	42	<div><div></div></div> 10.1%
Warning: these figures indicate the number of cases found in the data file. They cannot be interpreted as summary statistics of the population of interest.			
# mcareer5: 母親職業五分類			
Information	[Type= discrete] [Format=numeric] [Range= 1-5] [Missing=*]		
Statistics [NW/ W]	[Valid=417 /-] [Invalid=0 /-]		
Value	Label	Cases	Percentage
1	高、中級白領	82	<div><div></div></div> 19.7%
2	中低、低級白領	98	<div><div></div></div> 23.5%
3	農林漁牧	4	<div><div></div></div> 1.0%
4	藍領	57	<div><div></div></div> 13.7%
5	其他	176	<div><div></div></div> 42.2%
Warning: these figures indicate the number of cases found in the data file. They cannot be interpreted as summary statistics of the population of interest.			
# mcareer8: 母親職業八分類			
Information	[Type= discrete] [Format=numeric] [Range= 1-8] [Missing=*]		
Statistics [NW/ W]	[Valid=417 /-] [Invalid=0 /-]		
Value	Label	Cases	Percentage
1	軍公教人員	53	<div><div></div></div> 12.7%
2	私部門管理階層及專業人員	50	<div><div></div></div> 12.0%
3	私部門職員	84	<div><div></div></div> 20.1%
4	私部門勞工	50	<div><div></div></div> 12.0%
5	農林漁牧	4	<div><div></div></div> 1.0%
6	學生	0	
7	家管	147	<div><div></div></div> 35.3%
8	其他	29	<div><div></div></div> 7.0%
Warning: these figures indicate the number of cases found in the data file. They cannot be interpreted as summary statistics of the population of interest.			
# sex: 性別			
Information	[Type= discrete] [Format=numeric] [Range= 1-2] [Missing=*]		
Statistics [NW/ W]	[Valid=417 /-] [Invalid=0 /-]		
Value	Label	Cases	Percentage
1	男性	174	<div><div></div></div> 41.7%
2	女性	243	<div><div></div></div> 58.3%
Warning: these figures indicate the number of cases found in the data file. They cannot be interpreted as summary statistics of the population of interest.			

File : data2			
# id: 樣本編號			
Information		[Type= continuous] [Format=numeric] [Range= 120104-2560312] [Missing=*]	
Statistics [NW/ W]		[Valid=435 /-] [Invalid=0 /-] [Mean=1177081.494 /-] [StdDev=743838.131 /-]	
# p5v13: A1. 整體來說,請問您對政治的事情,感不感興趣?			
Information		[Type= discrete] [Format=numeric] [Range= 1-4] [Missing=*]	
Statistics [NW/ W]		[Valid=435 /-] [Invalid=0 /-]	
Value	Label	Cases	Percentage
1	非常沒興趣	22	<div><div></div></div> 5.1%
2	不太有興趣	222	<div><div></div></div> 51.0%
3	有點興趣	162	<div><div></div></div> 37.2%
4	非常有興趣	29	<div><div></div></div> 6.7%
Warning: these figures indicate the number of cases found in the data file. They cannot be interpreted as summary statistics of the population of interest.			
# p5v14: A2. 請問您認為政府對兩岸經貿交流的政策,應該比現在更加開放還是加強管制?			
Information		[Type= discrete] [Format=numeric] [Range= 1-2] [Missing=*]	
Statistics [NW/ W]		[Valid=435 /-] [Invalid=0 /-]	
Value	Label	Cases	Percentage
1	更加開放	173	<div><div></div></div> 39.8%
2	加強管制	262	<div><div></div></div> 60.2%
Warning: these figures indicate the number of cases found in the data file. They cannot be interpreted as summary statistics of the population of interest.			
# p5v15: A3. 請問你贊不贊成政府與中國大陸簽署的兩岸服務貿易協定?			
Information		[Type= discrete] [Format=numeric] [Range= 1-4] [Missing=*]	
Statistics [NW/ W]		[Valid=435 /-] [Invalid=0 /-]	
Value	Label	Cases	Percentage
1	非常不贊成	65	<div><div></div></div> 14.9%
2	不太贊成	182	<div><div></div></div> 41.8%
3	有點贊成	168	<div><div></div></div> 38.6%
4	非常贊成	20	<div><div></div></div> 4.6%
Warning: these figures indicate the number of cases found in the data file. They cannot be interpreted as summary statistics of the population of interest.			
# p5v16: B1. 請問你的朋友或是同學有沒有去過立法院周邊參加這個活動?			
Information		[Type= discrete] [Format=numeric] [Range= 1-5] [Missing=*]	
Statistics [NW/ W]		[Valid=435 /-] [Invalid=0 /-]	
Value	Label	Cases	Percentage
1	完全沒有	17	<div><div></div></div> 3.9%
2	只有少數幾個去(1~5人)	104	<div><div></div></div> 23.9%
3	有些人去(6-9人)	138	<div><div></div></div> 31.7%
4	不少人去(10-29人)	139	<div><div></div></div> 32.0%
5	很多人去(30人以上)	37	<div><div></div></div> 8.5%
Warning: these figures indicate the number of cases found in the data file. They cannot be interpreted as summary statistics of the population of interest.			
# p5v17: B2. 那您呢?請問您有沒有參加這個活動?			
Information		[Type= discrete] [Format=numeric] [Range= 1-4] [Missing=*]	
Statistics [NW/ W]		[Valid=435 /-] [Invalid=0 /-]	

File : data2

p5v17: B2. 那您呢?請問您有沒有參加這個活動?

Value	Label	Cases	Percentage
1	完全沒有	318	<div><div></div></div> 73.1%
2	去過一兩次	90	<div><div></div></div> 20.7%
3	去過好幾次	26	<div><div></div></div> 6.0%
4	每天都過去	1	<div><div></div></div> 0.2%

Warning: these figures indicate the number of cases found in the data file. They cannot be interpreted as summary statistics of the population of interest.

p5v18: B3. 請問您對於立法院審查兩岸服貿協議的立場是?

Information	[Type= discrete] [Format=numeric] [Range= 1-4] [Missing=*]
Statistics [NW/ W]	[Valid=435 /-] [Invalid=0 /-]

Value	Label	Cases	Percentage
1	拒絕審查, 重啟談判	170	<div><div></div></div> 39.1%
2	逐條審查後通過	234	<div><div></div></div> 53.8%
3	包裹審查後通過	23	<div><div></div></div> 5.3%
4	該協議已經生效了, 不必審查	8	<div><div></div></div> 1.8%

Warning: these figures indicate the number of cases found in the data file. They cannot be interpreted as summary statistics of the population of interest.

p5v19: C1. 有人說:「我們一般民眾對政府的作為, 沒有任何影響力。」請問您同不同意這種說法?

Information	[Type= discrete] [Format=numeric] [Range= 1-4] [Missing=*]
Statistics [NW/ W]	[Valid=435 /-] [Invalid=0 /-]

Value	Label	Cases	Percentage
1	非常不同意	143	<div><div></div></div> 32.9%
2	不太同意	183	<div><div></div></div> 42.1%
3	有點同意	92	<div><div></div></div> 21.1%
4	非常同意	17	<div><div></div></div> 3.9%

Warning: these figures indicate the number of cases found in the data file. They cannot be interpreted as summary statistics of the population of interest.

p5v20: C2. 有人說:「政府官員不會在乎我們一般民眾的想法。」請問您同不同意這種說法?

Information	[Type= discrete] [Format=numeric] [Range= 1-4] [Missing=*]
Statistics [NW/ W]	[Valid=435 /-] [Invalid=0 /-]

Value	Label	Cases	Percentage
1	非常不同意	28	<div><div></div></div> 6.4%
2	不太同意	109	<div><div></div></div> 25.1%
3	有點同意	210	<div><div></div></div> 48.3%
4	非常同意	88	<div><div></div></div> 20.2%

Warning: these figures indicate the number of cases found in the data file. They cannot be interpreted as summary statistics of the population of interest.

p5v21: C3. 有人說:「政治有時候太複雜了, 所以我們一般民眾實在搞不懂。」請問您同不同意這種說法?

Information	[Type= discrete] [Format=numeric] [Range= 1-4] [Missing=*]
Statistics [NW/ W]	[Valid=435 /-] [Invalid=0 /-]



Value	Label	Cases	Percentage
1	非常不同意	82	<div><div></div></div> 18.9%
2	不太同意	125	<div><div></div></div> 28.7%
3	有點同意	175	<div><div></div></div> 40.2%
4	非常同意	53	<div><div></div></div> 12.2%

Warning: these figures indicate the number of cases found in the data file. They cannot be interpreted as summary statistics of the population of interest.

File : data2			
# p5v22: C4. 有人說：「政府所做的事大多數是正確的。」 請問您同不同意這種說法？			
Information	[Type= discrete] [Format=numeric] [Range= 1-4] [Missing=*]		
Statistics [NW/ W]	[Valid=435 /-] [Invalid=0 /-]		
Value	Label	Cases	Percentage
1	非常不同意	134	30.8%
2	不太同意	248	57.0%
3	有點同意	48	11.0%
4	非常同意	5	1.1%
Warning: these figures indicate the number of cases found in the data file. They cannot be interpreted as summary statistics of the population of interest.			
# p5v23: C5. 有人說：「政府官員時常浪費一般民眾所繳納的稅金。」 請問您同不同意這種說法？			
Information	[Type= discrete] [Format=numeric] [Range= 1-4] [Missing=*]		
Statistics [NW/ W]	[Valid=435 /-] [Invalid=0 /-]		
Value	Label	Cases	Percentage
1	非常不同意	5	1.1%
2	不太同意	30	6.9%
3	有點同意	203	46.7%
4	非常同意	197	45.3%
Warning: these figures indicate the number of cases found in the data file. They cannot be interpreted as summary statistics of the population of interest.			
# p5v24: C6. 請問您認為政府決定重大政策時, 會不會把「民眾的福利」放在第一優先考慮的地位？			
Information	[Type= discrete] [Format=numeric] [Range= 1-4] [Missing=*]		
Statistics [NW/ W]	[Valid=435 /-] [Invalid=0 /-]		
Value	Label	Cases	Percentage
1	絕對不會考慮	44	10.1%
2	不太會考慮	242	55.6%
3	有時會考慮	139	32.0%
4	經常會考慮	10	2.3%
Warning: these figures indicate the number of cases found in the data file. They cannot be interpreted as summary statistics of the population of interest.			
# p5v25: C7. 請問您相不相信政府首長(例如: 像總統、院長、部長)在電視或報紙上所說的話？			
Information	[Type= discrete] [Format=numeric] [Range= 1-4] [Missing=*]		
Statistics [NW/ W]	[Valid=435 /-] [Invalid=0 /-]		
Value	Label	Cases	Percentage
1	非常不相信	146	33.6%
2	不太相信	234	53.8%
3	有點相信	54	12.4%
4	非常相信	1	0.2%
Warning: these figures indicate the number of cases found in the data file. They cannot be interpreted as summary statistics of the population of interest.			
# p5v26: D1. 您觀看電視(含該台網路新聞)新聞報導的情形是：			
Information	[Type= discrete] [Format=numeric] [Range= 1-4] [Missing=*]		
Statistics [NW/ W]	[Valid=435 /-] [Invalid=0 /-]		
Value	Label	Cases	Percentage
1	從不(跳問D2)	6	1.4%
2	很少	111	25.5%

File : data2





p5v26: D1. 您觀看電視(含該台網路新聞)新聞報導的情形是：

Value	Label	Cases	Percentage
3	有時	181	 41.6%
4	時常	137	 31.5%

Warning: these figures indicate the number of cases found in the data file. They cannot be interpreted as summary statistics of the population of interest.

p5v27: D1a. 當您觀看電視的新聞報導時,您的注意程度為何？





Information	[Type= discrete] [Format=numeric] [Range= 1-4] [Missing=*]
Statistics [NW/ W]	[Valid=429 /-] [Invalid=6 /-]

Value	Label	Cases	Percentage
1	從不注意	1	 0.2%
2	不太注意	77	 17.9%
3	有點注意	286	 66.7%
4	非常注意	65	 15.2%
Sysmiss		6	

Warning: these figures indicate the number of cases found in the data file. They cannot be interpreted as summary statistics of the population of interest.

p5v28: D2. 您閱讀報紙上(含該報電子報)政治新聞的情形是：





Information	[Type= discrete] [Format=numeric] [Range= 1-4] [Missing=*]
Statistics [NW/ W]	[Valid=435 /-] [Invalid=0 /-]

Value	Label	Cases	Percentage
1	從不(跳問D3)	33	 7.6%
2	很少	192	 44.1%
3	有時	160	 36.8%
4	時常	50	 11.5%

Warning: these figures indicate the number of cases found in the data file. They cannot be interpreted as summary statistics of the population of interest.

p5v29: D2a. 當您閱讀報紙的政治新聞時,您的注意程度為何？





Information	[Type= discrete] [Format=numeric] [Range= 1-4] [Missing=*]
Statistics [NW/ W]	[Valid=402 /-] [Invalid=33 /-]

Value	Label	Cases	Percentage
1	從不注意	10	 2.5%
2	不太注意	162	 40.3%
3	有點注意	198	 49.3%
4	非常注意	32	 8.0%
Sysmiss		33	

Warning: these figures indicate the number of cases found in the data file. They cannot be interpreted as summary statistics of the population of interest.

p5v30: D3. 您閱讀政論性雜誌的情形是：



Information	[Type= discrete] [Format=numeric] [Range= 1-4] [Missing=*]
Statistics [NW/ W]	[Valid=435 /-] [Invalid=0 /-]

Value	Label	Cases	Percentage
1	從不(跳問D4)	201	 46.2%
2	很少	178	 40.9%
3	有時	47	 10.8%
4	時常	9	 2.1%

Warning: these figures indicate the number of cases found in the data file. They cannot be interpreted as summary statistics of the population of interest.

File : data2			
# p5v31: D3a. 當您閱讀政論性雜誌時, 您的注意程度為何?			
Information	[Type= discrete] [Format=numeric] [Range= 1-4] [Missing=*]		
Statistics [NW/ W]	[Valid=234 /-] [Invalid=201 /-]		
Value	Label	Cases	Percentage
1	從不注意	6	2.6%
2	不太注意	112	47.9%
3	有點注意	100	42.7%
4	非常注意	16	6.8%
Sysmiss		201	
Warning: these figures indicate the number of cases found in the data file. They cannot be interpreted as summary statistics of the population of interest.			
# p5v32: D4. 您閱讀網路上政治新聞(如:Yahoo新聞、Facebook、BBS...等)的情況是:			
Information	[Type= discrete] [Format=numeric] [Range= 1-4] [Missing=*]		
Statistics [NW/ W]	[Valid=435 /-] [Invalid=0 /-]		
Value	Label	Cases	Percentage
1	從不(跳問E1)	25	5.7%
2	很少	125	28.7%
3	有時	145	33.3%
4	時常	140	32.2%
Warning: these figures indicate the number of cases found in the data file. They cannot be interpreted as summary statistics of the population of interest.			
# p5v33: D4a. 當您閱讀網路上政治新聞時, 您的注意程度為何?			
Information	[Type= discrete] [Format=numeric] [Range= 1-4] [Missing=*]		
Statistics [NW/ W]	[Valid=410 /-] [Invalid=25 /-]		
Value	Label	Cases	Percentage
1	從不注意	3	0.7%
2	不太注意	130	31.7%
3	有點注意	224	54.6%
4	非常注意	53	12.9%
Sysmiss		25	
Warning: these figures indicate the number of cases found in the data file. They cannot be interpreted as summary statistics of the population of interest.			
# p5v34: E1. 您是否常參加或聆聽學校所舉辦的有關公共事務或社會問題的演講或座談會?			
Information	[Type= discrete] [Format=numeric] [Range= 1-4] [Missing=*]		
Statistics [NW/ W]	[Valid=435 /-] [Invalid=0 /-]		
Value	Label	Cases	Percentage
1	從不	149	34.3%
2	很少	193	44.4%
3	有時	86	19.8%
4	時常	7	1.6%
Warning: these figures indicate the number of cases found in the data file. They cannot be interpreted as summary statistics of the population of interest.			
# p5v35: E2. 您是否曾經向學校提出與校務有關的意見?			
Information	[Type= discrete] [Format=numeric] [Range= 1-4] [Missing=*]		
Statistics [NW/ W]	[Valid=435 /-] [Invalid=0 /-]		

File : data2			
# p5v35: E2. 您是否曾經向學校提出與校務有關的意見？			
Value	Label	Cases	Percentage
1	從不	238	<div><div></div></div> 54.7%
2	很少	149	<div><div></div></div> 34.3%
3	有時	42	<div><div></div></div> 9.7%
4	時常	6	<div><div></div></div> 1.4%
<i>Warning: these figures indicate the number of cases found in the data file. They cannot be interpreted as summary statistics of the population of interest.</i>			
# p5v36: E3a. 您是否曾經參加校內以關心政治與社會議題為主的社團？			
Information	[Type= discrete] [Format=numeric] [Range= 1-3] [Missing=*]		
Statistics [NW/ W]	[Valid=435 /-] [Invalid=0 /-]		
Value	Label	Cases	Percentage
1	是	21	<div><div></div></div> 4.8%
2	否	307	<div><div></div></div> 70.6%
3	校內無以關心政治與社會議題為主的社團	107	<div><div></div></div> 24.6%
<i>Warning: these figures indicate the number of cases found in the data file. They cannot be interpreted as summary statistics of the population of interest.</i>			
# p5v37: E3b. 您是否曾經參加校內的社團(以關心政治與社會議題為主的社團、學生會及系學會除外)？			
Information	[Type= discrete] [Format=numeric] [Range= 1-2] [Missing=*]		
Statistics [NW/ W]	[Valid=435 /-] [Invalid=0 /-]		
Value	Label	Cases	Percentage
1	是	138	<div><div></div></div> 31.7%
2	否	297	<div><div></div></div> 68.3%
<i>Warning: these figures indicate the number of cases found in the data file. They cannot be interpreted as summary statistics of the population of interest.</i>			
# p5v38: E3c. 您是否曾經擔任社團幹部或競選社團負責人(包括學生會及系學會)？			
Information	[Type= discrete] [Format=numeric] [Range= 1-3] [Missing=*]		
Statistics [NW/ W]	[Valid=435 /-] [Invalid=0 /-]		
Value	Label	Cases	Percentage
1	是	189	<div><div></div></div> 43.4%
2	否	174	<div><div></div></div> 40.0%
3	沒有參加任何社團(跳問E4)	72	<div><div></div></div> 16.6%
<i>Warning: these figures indicate the number of cases found in the data file. They cannot be interpreted as summary statistics of the population of interest.</i>			
# p5v39: E3d. 您認為自己在學校的社團活不活躍？			
Information	[Type= discrete] [Format=numeric] [Range= 1-4] [Missing=*]		
Statistics [NW/ W]	[Valid=363 /-] [Invalid=72 /-]		
Value	Label	Cases	Percentage
1	一點也不活躍	57	<div><div></div></div> 15.7%
2	不太活躍	122	<div><div></div></div> 33.6%
3	還算活躍	145	<div><div></div></div> 39.9%
4	非常活躍	39	<div><div></div></div> 10.7%
Sysmiss		72	
<i>Warning: these figures indicate the number of cases found in the data file. They cannot be interpreted as summary statistics of the population of interest.</i>			
# p5v40: E3e. 您是否時常參與社團的決策？			
Information	[Type= discrete] [Format=numeric] [Range= 1-4] [Missing=*]		

File : data2			
# p5v40: E3e. 您是否時常參與社團的決策？			
Statistics [NW/ W]	[Valid=363 /-] [Invalid=72 /-]		
Value	Label	Cases	Percentage
1	從不	79	 21.8%
2	很少	105	 28.9%
3	有時	95	 26.2%
4	時常	84	 23.1%
Sysmiss		72	
<i>Warning: these figures indicate the number of cases found in the data file. They cannot be interpreted as summary statistics of the population of interest.</i>			
# p5v41: E4. 請問您是否曾經進行志工服務？			
Information	[Type= discrete] [Format=numeric] [Range= 1-2] [Missing=*]		
Statistics [NW/ W]	[Valid=435 /-] [Invalid=0 /-]		
Value	Label	Cases	Percentage
1	是	362	 83.2%
2	否	73	 16.8%
<i>Warning: these figures indicate the number of cases found in the data file. They cannot be interpreted as summary statistics of the population of interest.</i>			
# p5v42: F1a. 向政府官員、民意代表或政黨反映意見提出要求？			
Information	[Type= discrete] [Format=numeric] [Range= 1-2] [Missing=*]		
Statistics [NW/ W]	[Valid=435 /-] [Invalid=0 /-]		
Value	Label	Cases	Percentage
1	有	22	 5.1%
2	沒有	413	 94.9%
<i>Warning: these figures indicate the number of cases found in the data file. They cannot be interpreted as summary statistics of the population of interest.</i>			
# p5v43: F1b. 向大眾傳播媒體投訴反映意見？			
Information	[Type= discrete] [Format=numeric] [Range= 1-2] [Missing=*]		
Statistics [NW/ W]	[Valid=435 /-] [Invalid=0 /-]		
Value	Label	Cases	Percentage
1	有	24	 5.5%
2	沒有	411	 94.5%
<i>Warning: these figures indicate the number of cases found in the data file. They cannot be interpreted as summary statistics of the population of interest.</i>			
# p5v44: F1c. 透過網路發表評論？			
Information	[Type= discrete] [Format=numeric] [Range= 1-2] [Missing=*]		
Statistics [NW/ W]	[Valid=435 /-] [Invalid=0 /-]		
Value	Label	Cases	Percentage
1	有	178	 40.9%
2	沒有	257	 59.1%
<i>Warning: these figures indicate the number of cases found in the data file. They cannot be interpreted as summary statistics of the population of interest.</i>			
# p5v45: F1d. 遊行、示威、靜坐或其他自力救濟方式？			
Information	[Type= discrete] [Format=numeric] [Range= 1-2] [Missing=*]		
Statistics [NW/ W]	[Valid=435 /-] [Invalid=0 /-]		

File : data2

p5v45: F1d. 遊行、示威、靜坐或其他自力救濟方式？

Value	Label	Cases	Percentage
1	有	112	 25.7%
2	沒有	323	 74.3%

Warning: these figures indicate the number of cases found in the data file. They cannot be interpreted as summary statistics of the population of interest.

p5v46: F1e. 在請願書上簽名？




Information	[Type= discrete] [Format=numeric] [Range= 1-2] [Missing=*]
Statistics [NW/ W]	[Valid=435 /-] [Invalid=0 /-]

Value	Label	Cases	Percentage
1	有	114	 26.2%
2	沒有	321	 73.8%

Warning: these figures indicate the number of cases found in the data file. They cannot be interpreted as summary statistics of the population of interest.

p5v47: G1a. [充滿希望的] 當我們講到臺灣時,你認為以下的形容詞適不適合描述你的心理上感受。



Information	[Type= discrete] [Format=numeric] [Range= 1-5] [Missing=*]
Statistics [NW/ W]	[Valid=435 /-] [Invalid=0 /-]

Value	Label	Cases	Percentage
1	從未	18	 4.1%
2	很少	130	 29.9%
3	有時	193	 44.4%
4	經常	76	 17.5%
5	總是	18	 4.1%

Warning: these figures indicate the number of cases found in the data file. They cannot be interpreted as summary statistics of the population of interest.

p5v48: G1b. [熱血澎湃的] 當我們講到臺灣時,你認為以下的形容詞適不適合描述你的心理上感受。






Information	[Type= discrete] [Format=numeric] [Range= 1-5] [Missing=*]
Statistics [NW/ W]	[Valid=435 /-] [Invalid=0 /-]

Value	Label	Cases	Percentage
1	從未	19	 4.4%
2	很少	94	 21.6%
3	有時	162	 37.2%
4	經常	124	 28.5%
5	總是	36	 8.3%

Warning: these figures indicate the number of cases found in the data file. They cannot be interpreted as summary statistics of the population of interest.

p5v49: G1c. [沮喪的] 當我們講到臺灣時,你認為以下的形容詞適不適合描述你的心理上感受。

Information	[Type= discrete] [Format=numeric] [Range= 1-5] [Missing=*]
Statistics [NW/ W]	[Valid=435 /-] [Invalid=0 /-]

Value	Label	Cases	Percentage
1	從未	14	 3.2%
2	很少	93	 21.4%
3	有時	212	 48.7%
4	經常	99	 22.8%
5	總是	17	 3.9%

Warning: these figures indicate the number of cases found in the data file. They cannot be interpreted as summary statistics of the population of interest.

File : data2

p5v50: G1d. [難過的] 當我們講到臺灣時,你認為以下的形容詞適不適合描述你的心理上感受。

Information [Type= discrete] [Format=numeric] [Range= 1-5] [Missing=*]

Statistics [NW/ W] [Valid=435 /-] [Invalid=0 /-]

Value	Label	Cases	Percentage
1	從未	16	3.7%
2	很少	106	24.4%
3	有時	173	39.8%
4	經常	124	28.5%
5	總是	16	3.7%

Warning: these figures indicate the number of cases found in the data file. They cannot be interpreted as summary statistics of the population of interest.

p5v51: G1e. [憤怒的] 當我們講到臺灣時,你認為以下的形容詞適不適合描述你的心理上感受。

Information [Type= discrete] [Format=numeric] [Range= 1-5] [Missing=*]

Statistics [NW/ W] [Valid=435 /-] [Invalid=0 /-]

Value	Label	Cases	Percentage
1	從未	26	6.0%
2	很少	102	23.4%
3	有時	159	36.6%
4	經常	121	27.8%
5	總是	27	6.2%

Warning: these figures indicate the number of cases found in the data file. They cannot be interpreted as summary statistics of the population of interest.

p5v52: G1f. [擔心的] 當我們講到臺灣時,你認為以下的形容詞適不適合描述你的心理上感受。

Information [Type= discrete] [Format=numeric] [Range= 1-5] [Missing=*]

Statistics [NW/ W] [Valid=435 /-] [Invalid=0 /-]

Value	Label	Cases	Percentage
1	從未	6	1.4%
2	很少	18	4.1%
3	有時	130	29.9%
4	經常	182	41.8%
5	總是	99	22.8%

Warning: these figures indicate the number of cases found in the data file. They cannot be interpreted as summary statistics of the population of interest.

p5v53: G2a. [充滿希望的] 當我們講到中國大陸時,你認為以下的形容詞適不適合描述你的心理上感受。

Information [Type= discrete] [Format=numeric] [Range= 1-5] [Missing=*]

Statistics [NW/ W] [Valid=435 /-] [Invalid=0 /-]

Value	Label	Cases	Percentage
1	從未	111	25.5%
2	很少	172	39.5%
3	有時	96	22.1%
4	經常	48	11.0%
5	總是	8	1.8%

Warning: these figures indicate the number of cases found in the data file. They cannot be interpreted as summary statistics of the population of interest.




p5v54: G2b. [熱血澎湃的] 當我們講到中國大陸時,你認為以下的形容詞適不適合描述你的心理上感受。

Information [Type= discrete] [Format=numeric] [Range= 1-5] [Missing=*]

File : data2			
# p5v54: G2b. [熱血澎湃的] 當我們講到中國大陸時,你認為以下的形容詞適不適合描述你的心理上感受。			
Statistics [NW/ W]		[Valid=435 /-] [Invalid=0 /-]	
Value	Label	Cases	Percentage
1	從未	130	<div><div></div></div> 29.9%
2	很少	189	<div><div></div></div> 43.4%
3	有時	80	<div><div></div></div> 18.4%
4	經常	29	<div><div></div></div> 6.7%
5	總是	7	<div><div></div></div> 1.6%
Warning: these figures indicate the number of cases found in the data file. They cannot be interpreted as summary statistics of the population of interest.			
# p5v55: G2c. [沮喪的] 當我們講到中國大陸時,你認為以下的形容詞適不適合描述你的心理上感受。			
Information		[Type= discrete] [Format=numeric] [Range= 1-5] [Missing=*]	
Statistics [NW/ W]		[Valid=435 /-] [Invalid=0 /-]	
Value	Label	Cases	Percentage
1	從未	69	<div><div></div></div> 15.9%
2	很少	158	<div><div></div></div> 36.3%
3	有時	130	<div><div></div></div> 29.9%
4	經常	56	<div><div></div></div> 12.9%
5	總是	22	<div><div></div></div> 5.1%
Warning: these figures indicate the number of cases found in the data file. They cannot be interpreted as summary statistics of the population of interest.			
# p5v56: G2d. [難過的] 當我們講到中國大陸時,你認為以下的形容詞適不適合描述你的心理上感受。			
Information		[Type= discrete] [Format=numeric] [Range= 1-5] [Missing=*]	
Statistics [NW/ W]		[Valid=435 /-] [Invalid=0 /-]	
Value	Label	Cases	Percentage
1	從未	72	<div><div></div></div> 16.6%
2	很少	152	<div><div></div></div> 34.9%
3	有時	119	<div><div></div></div> 27.4%
4	經常	66	<div><div></div></div> 15.2%
5	總是	26	<div><div></div></div> 6.0%
Warning: these figures indicate the number of cases found in the data file. They cannot be interpreted as summary statistics of the population of interest.			
# p5v57: G2e. [憤怒的] 當我們講到中國大陸時,你認為以下的形容詞適不適合描述你的心理上感受。			
Information		[Type= discrete] [Format=numeric] [Range= 1-5] [Missing=*]	
Statistics [NW/ W]		[Valid=435 /-] [Invalid=0 /-]	
Value	Label	Cases	Percentage
1	從未	29	<div><div></div></div> 6.7%
2	很少	91	<div><div></div></div> 20.9%
3	有時	116	<div><div></div></div> 26.7%
4	經常	125	<div><div></div></div> 28.7%
5	總是	74	<div><div></div></div> 17.0%
Warning: these figures indicate the number of cases found in the data file. They cannot be interpreted as summary statistics of the population of interest.			
# p5v58: G2f. [擔心的] 當我們講到中國大陸時,你認為以下的形容詞適不適合描述你的心理上感受。			
Information		[Type= discrete] [Format=numeric] [Range= 1-5] [Missing=*]	
Statistics [NW/ W]		[Valid=435 /-] [Invalid=0 /-]	

File : data2








p5v58: G2f. [擔心的] 當我們講到中國大陸時,你認為以下的形容詞適不適合描述你的心理上感受。

Value	Label	Cases	Percentage
1	從未	53	 12.2%
2	很少	89	 20.5%
3	有時	118	 27.1%
4	經常	109	 25.1%
5	總是	66	 15.2%

Warning: these figures indicate the number of cases found in the data file. They cannot be interpreted as summary statistics of the population of interest.

p5v59: H1a. 您對用這個特質是否適合用來描述你的同意程度 [外向、熱情]








Information	[Type= discrete] [Format=numeric] [Range= 1-7] [Missing=*]
Statistics [NW/ W]	[Valid=435 /-] [Invalid=0 /-]

Value	Label	Cases	Percentage
1	1(非常不同意)	23	 5.3%
2	2	28	 6.4%
3	3	66	 15.2%
4	4	129	 29.7%
5	5	107	 24.6%
6	6	53	 12.2%
7	7(非常同意)	29	 6.7%

Warning: these figures indicate the number of cases found in the data file. They cannot be interpreted as summary statistics of the population of interest.

p5v60: H1b. 您對用這個特質是否適合用來描述你的同意程度 [不主動表達意見、安靜]








Information	[Type= discrete] [Format=numeric] [Range= 1-7] [Missing=*]
Statistics [NW/ W]	[Valid=435 /-] [Invalid=0 /-]

Value	Label	Cases	Percentage
1	1(非常不同意)	28	 6.4%
2	2	68	 15.6%
3	3	84	 19.3%
4	4	112	 25.7%
5	5	72	 16.6%
6	6	46	 10.6%
7	7(非常同意)	25	 5.7%

Warning: these figures indicate the number of cases found in the data file. They cannot be interpreted as summary statistics of the population of interest.

p5v61: H1c. 您對用這個特質是否適合用來描述你的同意程度 [為他人著想、貼心]

Information	[Type= discrete] [Format=numeric] [Range= 1-7] [Missing=*]
Statistics [NW/ W]	[Valid=435 /-] [Invalid=0 /-]












Value	Label	Cases	Percentage
1	1(非常不同意)	4	 0.9%
2	2	6	 1.4%
3	3	25	 5.7%
4	4	60	 13.8%
5	5	137	 31.5%
6	6	143	 32.9%
7	7(非常同意)	60	 13.8%

File : data2
p5v61: H1c. 您對用這個特質是否適合用來描述你的同意程度 [為他人著想、貼心]
<i>Warning: these figures indicate the number of cases found in the data file. They cannot be interpreted as summary statistics of the population of interest.</i>

# p5v62: H1d. 您對用這個特質是否適合用來描述你的同意程度 [批判、喜歡辯論]			
Information		[Type= discrete] [Format=numeric] [Range= 1-7] [Missing=*]	
Statistics [NW/ W]		[Valid=435 -] [Invalid=0 -]	
Value	Label	Cases	Percentage
1	1(非常不同意)	28	<div><div></div></div> 6.4%
2	2	62	<div><div></div></div> 14.3%
3	3	103	<div><div></div></div> 23.7%
4	4	104	<div><div></div></div> 23.9%
5	5	78	<div><div></div></div> 17.9%
6	6	39	<div><div></div></div> 9.0%
7	7(非常同意)	21	<div><div></div></div> 4.8%
Warning: these figures indicate the number of cases found in the data file. They cannot be interpreted as summary statistics of the population of interest.			
# p5v63: H1e. 您對用這個特質是否適合用來描述你的同意程度 [可以依賴的、自制的]			
Information		[Type= discrete] [Format=numeric] [Range= 1-7] [Missing=*]	
Statistics [NW/ W]		[Valid=435 -] [Invalid=0 -]	
Value	Label	Cases	Percentage
1	1(非常不同意)	6	<div><div></div></div> 1.4%
2	2	14	<div><div></div></div> 3.2%
3	3	46	<div><div></div></div> 10.6%
4	4	111	<div><div></div></div> 25.5%
5	5	126	<div><div></div></div> 29.0%
6	6	90	<div><div></div></div> 20.7%
7	7(非常同意)	42	<div><div></div></div> 9.7%
Warning: these figures indicate the number of cases found in the data file. They cannot be interpreted as summary statistics of the population of interest.			
# p5v64: H1f. 您對用這個特質是否適合用來描述你的同意程度 [毫無組織、漫不經心]			
Information		[Type= discrete] [Format=numeric] [Range= 1-7] [Missing=*]	
Statistics [NW/ W]		[Valid=435 -] [Invalid=0 -]	
Value	Label	Cases	Percentage
1	1(非常不同意)	74	<div><div></div></div> 17.0%
2	2	130	<div><div></div></div> 29.9%
3	3	116	<div><div></div></div> 26.7%
4	4	73	<div><div></div></div> 16.8%
5	5	31	<div><div></div></div> 7.1%
6	6	6	<div><div></div></div> 1.4%
7	7(非常同意)	5	<div><div></div></div> 1.1%
Warning: these figures indicate the number of cases found in the data file. They cannot be interpreted as summary statistics of the population of interest.			
# p5v65: H1g. 您對用這個特質是否適合用來描述你的同意程度 [沈穩、情緒穩定]			
Information		[Type= discrete] [Format=numeric] [Range= 1-7] [Missing=*]	
Statistics [NW/ W]		[Valid=435 -] [Invalid=0 -]	
Value	Label	Cases	Percentage
1	1(非常不同意)	5	<div><div></div></div> 1.1%
2	2	18	<div><div></div></div> 4.1%
3	3	72	<div><div></div></div> 16.6%
4	4	140	<div><div></div></div> 32.2%

# p5v65: H1g. 您對用這個特質是否適合用來描述你的同意程度 [沈穩、情緒穩定]			
Value	Label	Cases	Percentage
5	5	95	<div><div></div></div> 21.8%
6	6	73	<div><div></div></div> 16.8%
7	7(非常同意)	32	<div><div></div></div> 7.4%
Warning: these figures indicate the number of cases found in the data file. They cannot be interpreted as summary statistics of the population of interest.			
# p5v66: H1h. 您對用這個特質是否適合用來描述你的同意程度 [焦慮、容易沮喪]			
Information	[Type= discrete] [Format=numeric] [Range= 1-7] [Missing=*]		
Statistics [NW/ W]	[Valid=435 /-] [Invalid=0 /-]		
Value	Label	Cases	Percentage
1	1(非常不同意)	40	<div><div></div></div> 9.2%
2	2	99	<div><div></div></div> 22.8%
3	3	78	<div><div></div></div> 17.9%
4	4	92	<div><div></div></div> 21.1%
5	5	85	<div><div></div></div> 19.5%
6	6	33	<div><div></div></div> 7.6%
7	7(非常同意)	8	<div><div></div></div> 1.8%
Warning: these figures indicate the number of cases found in the data file. They cannot be interpreted as summary statistics of the population of interest.			
# p5v67: H1j. 您對用這個特質是否適合用來描述你的同意程度 [追求嘗試新事務或是經歷]			
Information	[Type= discrete] [Format=numeric] [Range= 1-7] [Missing=*]		
Statistics [NW/ W]	[Valid=435 /-] [Invalid=0 /-]		
Value	Label	Cases	Percentage
1	1(非常不同意)	7	<div><div></div></div> 1.6%
2	2	24	<div><div></div></div> 5.5%
3	3	48	<div><div></div></div> 11.0%
4	4	110	<div><div></div></div> 25.3%
5	5	123	<div><div></div></div> 28.3%
6	6	60	<div><div></div></div> 13.8%
7	7(非常同意)	63	<div><div></div></div> 14.5%
Warning: these figures indicate the number of cases found in the data file. They cannot be interpreted as summary statistics of the population of interest.			
# p5v68: H1k. 您對用這個特質是否適合用來描述你的同意程度 [保守、循規蹈矩]			
Information	[Type= discrete] [Format=numeric] [Range= 1-7] [Missing=*]		
Statistics [NW/ W]	[Valid=435 /-] [Invalid=0 /-]		
Value	Label	Cases	Percentage
1	1(非常不同意)	26	<div><div></div></div> 6.0%
2	2	49	<div><div></div></div> 11.3%
3	3	81	<div><div></div></div> 18.6%
4	4	120	<div><div></div></div> 27.6%
5	5	99	<div><div></div></div> 22.8%
6	6	37	<div><div></div></div> 8.5%
7	7(非常同意)	23	<div><div></div></div> 5.3%
Warning: these figures indicate the number of cases found in the data file. They cannot be interpreted as summary statistics of the population of interest.			
# p5v69: J1. 如果0代表非常不可信,10代表非常可信,從0到10請問您會給大陸政府多少?			
Information	[Type= discrete] [Format=numeric] [Range= 0-10] [Missing=*]		
Statistics [NW/ W]	[Valid=435 /-] [Invalid=0 /-]		











p5v69: J1. 如果0代表非常不可信,10代表非常可信,從0到10請問您會給大陸政府多少?

Value	Label	Cases	Percentage
0	0(非常不可信)	147	 33.8%
1	1	43	 9.9%
2	2	60	 13.8%
3	3	82	 18.9%
4	4	34	 7.8%
5	5	43	 9.9%
6	6	14	 3.2%
7	7	9	 2.1%
8	8	1	 0.2%
9	9	1	 0.2%
10	10(非常可信)	1	 0.2%

Warning: these figures indicate the number of cases found in the data file. They cannot be interpreted as summary statistics of the population of interest.

p5v70: J2. 如果0代表非常不可信,10代表非常可信,從0到10請問您會給大陸人民多少?







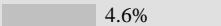




Information	[Type= discrete] [Format=numeric] [Range= 0-10] [Missing=*]
Statistics [NW/ W]	[Valid=435 /-] [Invalid=0 /-]

Value	Label	Cases	Percentage
0	0(非常不可信)	44	 10.1%
1	1	32	 7.4%
2	2	50	 11.5%
3	3	76	 17.5%
4	4	72	 16.6%
5	5	75	 17.2%
6	6	54	 12.4%
7	7	22	 5.1%
8	8	9	 2.1%
9	9	0	
10	10(非常可信)	1	 0.2%

Warning: these figures indicate the number of cases found in the data file. They cannot be interpreted as summary statistics of the population of interest.

p5v71: J3. 如果0代表非常不喜歡,10代表非常喜歡,從0到10請問您會給中國大陸多少?

Information	[Type= discrete] [Format=numeric] [Range= 0-10] [Missing=*]
Statistics [NW/ W]	[Valid=435 /-] [Invalid=0 /-]






Value	Label	Cases	Percentage
0	0(非常不喜歡)	68	 15.6%
1	1	37	 8.5%
2	2	65	 14.9%
3	3	61	 14.0%
4	4	55	 12.6%
5	5	82	 18.9%
6	6	36	 8.3%
7	7	20	 4.6%
8	8	6	 1.4%
9	9	2	 0.5%
10	10(非常喜歡)	3	 0.7%

Warning: these figures indicate the number of cases found in the data file. They cannot be interpreted as summary statistics of the population of interest.

# p5v72: J4. 有關臺灣文化和中華文化的內容,請問您認為是完全不同,大部分不同,大部分相同,還是完全相同?			
Information	[Type= discrete] [Format=numeric] [Range= 1-4] [Missing=*]		
Statistics [NW/ W]	[Valid=435 /-] [Invalid=0 /-]		
Value	Label	Cases	Percentage
1	完全不同	32	<div><div></div></div> 7.4%
2	大部分不同	190	<div><div></div></div> 43.7%
3	大部分相同	212	<div><div></div></div> 48.7%
4	完全相同	1	<div><div></div></div> 0.2%
Warning: these figures indicate the number of cases found in the data file. They cannot be interpreted as summary statistics of the population of interest.			
# p5v73: J5. 有人說:「臺灣與大陸是二個獨立的國家。」;也有人說:「臺灣與大陸是同一個國家,只是目前暫時分開」,請問您比較同意哪一種說法?			
Information	[Type= discrete] [Format=numeric] [Range= 1-2] [Missing=*]		
Statistics [NW/ W]	[Valid=435 /-] [Invalid=0 /-]		
Value	Label	Cases	Percentage
1	臺灣與大陸是二個獨立的國家	401	<div><div></div></div> 92.2%
2	臺灣與大陸是同一個國家,只是目前暫時分開	34	<div><div></div></div> 7.8%
Warning: these figures indicate the number of cases found in the data file. They cannot be interpreted as summary statistics of the population of interest.			
# p5v74: J6. 如果臺灣與大陸簽署協定,大陸保證不攻打臺灣,臺灣也保證不宣佈獨立,請問您贊不贊成這樣的協定?			
Information	[Type= discrete] [Format=numeric] [Range= 1-4] [Missing=*]		
Statistics [NW/ W]	[Valid=435 /-] [Invalid=0 /-]		
Value	Label	Cases	Percentage
1	非常不贊成	78	<div><div></div></div> 17.9%
2	不太贊成	177	<div><div></div></div> 40.7%
3	有點贊成	151	<div><div></div></div> 34.7%
4	非常贊成	29	<div><div></div></div> 6.7%
Warning: these figures indicate the number of cases found in the data file. They cannot be interpreted as summary statistics of the population of interest.			
# p5v75: J7. 請問您認為臺灣整體的經濟狀況,有沒有因為馬英九總統的兩岸經貿政策而變好、變壞或是沒有改變?			
Information	[Type= discrete] [Format=numeric] [Range= 1-3] [Missing=*]		
Statistics [NW/ W]	[Valid=435 /-] [Invalid=0 /-]		
Value	Label	Cases	Percentage
1	變好	51	<div><div></div></div> 11.7%
2	沒有改變	186	<div><div></div></div> 42.8%
3	變壞	198	<div><div></div></div> 45.5%
Warning: these figures indicate the number of cases found in the data file. They cannot be interpreted as summary statistics of the population of interest.			
# p5v76: J8. 請問您認為您家裡的經濟狀況,有沒有因為馬英九總統的兩岸經貿政策而變好、變壞或是沒有改變?			
Information	[Type= discrete] [Format=numeric] [Range= 1-3] [Missing=*]		
Statistics [NW/ W]	[Valid=435 /-] [Invalid=0 /-]		
Value	Label	Cases	Percentage
1	變好	13	<div><div></div></div> 3.0%
2	沒有改變	305	<div><div></div></div> 70.1%
3	變壞	117	<div><div></div></div> 26.9%
Warning: these figures indicate the number of cases found in the data file. They cannot be interpreted as summary statistics of the population of interest.			
# p5v77: K1. 以您所瞭解的臺灣社會狀況,請問您認為您家庭的社會經濟地位是屬於哪一個階層?			
Information	[Type= discrete] [Format=numeric] [Range= 1-5] [Missing=*]		

p5v77: K1. 以您所瞭解的臺灣社會狀況,請問您認為您家庭的社會經濟地位是屬於哪一個階層?

Statistics [NW/ W] [Valid=435 /-] [Invalid=0 /-]










Value	Label	Cases	Percentage
1	下層	31	 7.1%
2	中下	105	 24.1%
3	中等	237	 54.5%
4	中上	61	 14.0%
5	上層	1	 0.2%

Warning: these figures indicate the number of cases found in the data file. They cannot be interpreted as summary statistics of the population of interest.

p5v78: K2. 請問您的父母親目前一個月平均總收入,加起來大約共有多少?

Information [Type= discrete] [Format=numeric] [Range= 1-9] [Missing=*]

Statistics [NW/ W] [Valid=435 /-] [Invalid=0 /-]







Value	Label	Cases	Percentage
1	沒有收入	12	 2.8%
2	1-14,999	34	 7.8%
3	15,000-29,999	59	 13.6%
4	30,000-49,999	98	 22.5%
5	50,000-69,999	84	 19.3%
6	70,000-99,999	78	 17.9%
7	100,000-199,999	53	 12.2%
8	200,000-299,999	11	 2.5%
9	300,000以上	6	 1.4%

Warning: these figures indicate the number of cases found in the data file. They cannot be interpreted as summary statistics of the population of interest.

p5v79: K3. 請問您認為自己是「支持國民黨的」、「支持民進黨的」、「支持親民黨的」還是「支持臺聯的」。

Information [Type= discrete] [Format=numeric] [Range= 1-90] [Missing=*]

Statistics [NW/ W] [Valid=435 /-] [Invalid=0 /-]



Value	Label	Cases	Percentage
1	國民黨	39	 9.0%
2	民進黨	34	 7.8%
3	親民黨	0	
4	臺灣團結聯盟	2	 0.5%
5	都支持(跳問K3b)	19	 4.4%
6	都不支持(跳問K3b)	326	 74.9%
90	其他(請寫明)(跳問K3b)___	15	 3.4%

Warning: these figures indicate the number of cases found in the data file. They cannot be interpreted as summary statistics of the population of interest.

p5v80: K3. 請問您認為自己是「支持國民黨的」、「支持民進黨的」、「支持親民黨的」還是「支持臺聯的」?其他(請寫明)(跳問K3b)

Information [Type= discrete] [Format=character] [Missing=*]

Statistics [NW/ W] [Valid=15 /-] [Invalid=0 /-]

Value	Label	Cases	Percentage
不支持黨派支持正義的人		1	 6.7%
不論是哪個政黨,我只看個人他對台灣有		1	 6.7%

p5v80: K3. 請問您認為自己是「支持國民黨的」、「支持民進黨的」、「支持親民黨的」還是「支持臺聯的」?其他(請寫明)(跳問K3b)

Value	Label	Cases	Percentage
幫助的人我才會支持他			
中立		1	6.7%
只要他論點正確我願意支持。		1	6.7%
各黨團都有支持的人與不支持的人		1	6.7%
我支持台灣獨立, 但並非支持民進黨		1	6.7%
支持反對黨或是政治理念相同者		1	6.7%
會做事的與政黨無關		1	6.7%
比較偏向先看個人 再看政黨		1	6.7%
看狀況支持!		1	6.7%
經過這次事件, 已經無法相信國民黨, 但還是會繼續觀察		1	6.7%
綠黨		2	13.3%
誰做得好就支持誰		1	6.7%
都不支持, 較不喜歡民進黨		1	6.7%

Warning: these figures indicate the number of cases found in the data file. They cannot be interpreted as summary statistics of the population of interest.

p5v800: K3. 請問您認為自己是「支持國民黨的」、「支持民進黨的」、「支持親民黨的」還是「支持臺聯的」?其他(請寫明)(跳問K3b)

Information	[Type= discrete] [Format=character] [Missing=*]
Statistics [NW/ W]	[Valid=0 /-] [Invalid=0 /-]

p5v801: K3. 請問您認為自己是「支持國民黨的」、「支持民進黨的」、「支持親民黨的」還是「支持臺聯的」?其他(請寫明)(跳問K3b)

Information	[Type= discrete] [Format=character] [Missing=*]
Statistics [NW/ W]	[Valid=0 /-] [Invalid=0 /-]

p5v802: K3. 請問您認為自己是「支持國民黨的」、「支持民進黨的」、「支持親民黨的」還是「支持臺聯的」?其他(請寫明)(跳問K3b)

Information	[Type= discrete] [Format=character] [Missing=*]
Statistics [NW/ W]	[Valid=0 /-] [Invalid=0 /-]

p5v81: K3a. 請問您是支持該黨, 還是普普通通?

Information	[Type= discrete] [Format=numeric] [Range= 1-2] [Missing=*]
Statistics [NW/ W]	[Valid=75 /-] [Invalid=360 /-]

Value	Label	Cases	Percentage
1	非常支持(跳問K4)	9	12.0%

# p5v81: K3a. 請問您是非常支持該黨,還是普普通通?			
Value	Label	Cases	Percentage
2	普普通通(跳問K4)	66	88.0%
Sysmiss		360	
Warning: these figures indicate the number of cases found in the data file. They cannot be interpreted as summary statistics of the population of interest.			
# p5v82: K3b. 請問您比較偏向國民黨、偏向民進黨、偏向親民黨、偏向臺聯,或是都不偏?			
Information	[Type= discrete] [Format=numeric] [Range= 3-90] [Missing=*]		
Statistics [NW/ W]	[Valid=360 /-] [Invalid=75 /-]		
Value	Label	Cases	Percentage
3	偏國民黨	52	14.4%
4	偏民進黨	60	16.7%
5	偏親民黨	1	0.3%
6	偏臺灣團結聯盟	0	
7	都不偏	246	68.3%
90	其他	1	0.3%
Sysmiss		75	
Warning: these figures indicate the number of cases found in the data file. They cannot be interpreted as summary statistics of the population of interest.			
# p5v83: K3b. 請問您比較偏向國民黨、偏向民進黨、偏向親民黨、偏向臺聯,或是都不偏?其他(請寫明)			
Information	[Type= discrete] [Format=character] [Missing=*]		
Statistics [NW/ W]	[Valid=1 /-] [Invalid=0 /-]		
Value	Label	Cases	Percentage
哪方政策符合 人民需求就支持誰!		1	100.0%
Warning: these figures indicate the number of cases found in the data file. They cannot be interpreted as summary statistics of the population of interest.			
# p5v830: K3b. 請問您比較偏向國民黨、偏向民進黨、偏向親民黨、偏向臺聯,或是都不偏?其他(請寫明)			
Information	[Type= discrete] [Format=character] [Missing=*]		
Statistics [NW/ W]	[Valid=0 /-] [Invalid=0 /-]		
# p5v831: K3b. 請問您比較偏向國民黨、偏向民進黨、偏向親民黨、偏向臺聯,或是都不偏?其他(請寫明)			
Information	[Type= discrete] [Format=character] [Missing=*]		
Statistics [NW/ W]	[Valid=0 /-] [Invalid=0 /-]		
# p5v832: K3b. 請問您比較偏向國民黨、偏向民進黨、偏向親民黨、偏向臺聯,或是都不偏?其他(請寫明)			
Information	[Type= discrete] [Format=character] [Missing=*]		
Statistics [NW/ W]	[Valid=0 /-] [Invalid=0 /-]		
# p5v84: K4. 請問您認為自己是「臺灣人」、「中國人」,或者都是?			
Information	[Type= discrete] [Format=numeric] [Range= 1-3] [Missing=*]		
Statistics [NW/ W]	[Valid=435 /-] [Invalid=0 /-]		
Value	Label	Cases	Percentage
1	臺灣人	371	85.3%
2	中國人	5	1.1%
3	都是	59	13.6%
Warning: these figures indicate the number of cases found in the data file. They cannot be interpreted as summary statistics of the population of interest.			
# p5v85: K5. 關於臺灣和大陸的關係,有下面幾種不同的看法。請問您比較偏向哪一種?			
Information	[Type= discrete] [Format=numeric] [Range= 1-6] [Missing=*]		

p5v85: K5. 關於臺灣和大陸的關係,有下面幾種不同的看法。請問您比較偏向哪一種?

Statistics [NW/ W]	[Valid=435 /-] [Invalid=0 /-]		
Value	Label	Cases	Percentage
1	儘快統一	2	0.5%
2	儘快宣佈獨立	32	7.4%
3	維持現狀, 以後走向統一	23	5.3%
4	維持現狀, 以後走向獨立	205	47.1%
5	維持現狀, 看情形再決定獨立或統一	129	29.7%
6	永遠維持現狀	44	10.1%

Warning: these figures indicate the number of cases found in the data file. They cannot be interpreted as summary statistics of the population of interest.

p5v86: K6. 如果我們提供1000元的出席費,邀請您和其他同學討論一些議題,您是否會出席

Information	[Type= discrete] [Format=numeric] [Range= 1-2] [Missing=*]		
Statistics [NW/ W]	[Valid=435 /-] [Invalid=0 /-]		
Value	Label	Cases	Percentage
1	願意	123	28.3%
2	不願意(訪問結束)	312	71.7%

Warning: these figures indicate the number of cases found in the data file. They cannot be interpreted as summary statistics of the population of interest.

p5v87: K6a.請問您方便參加的地點為:

Information	[Type= discrete] [Format=numeric] [Range= 1-3] [Missing=*]		
Statistics [NW/ W]	[Valid=123 /-] [Invalid=312 /-]		
Value	Label	Cases	Percentage
1	政治大學(台北)	74	60.2%
2	東海大學(台中)	31	25.2%
3	中山大學(高雄)	18	14.6%
Sysmiss		312	

Warning: these figures indicate the number of cases found in the data file. They cannot be interpreted as summary statistics of the population of interest.

p5v88: [請問您的名字是] 非常感謝您的協助,我們會再打電話確認討論的時間和地點:

Information	[Type= discrete] [Format=character] [Missing=*]		
Statistics [NW/ W]	[Valid=0 /-] [Invalid=0 /-]		

p5v880: [請問您的名字是] 非常感謝您的協助,我們會再打電話確認討論的時間和地點:

Information	[Type= discrete] [Format=character] [Missing=*]		
Statistics [NW/ W]	[Valid=0 /-] [Invalid=0 /-]		

p5v881: [請問您的名字是] 非常感謝您的協助,我們會再打電話確認討論的時間和地點:

Information	[Type= discrete] [Format=character] [Missing=*]		
Statistics [NW/ W]	[Valid=0 /-] [Invalid=0 /-]		

p5v882: [請問您的名字是] 非常感謝您的協助,我們會再打電話確認討論的時間和地點:

Information	[Type= discrete] [Format=character] [Missing=*]		
Statistics [NW/ W]	[Valid=0 /-] [Invalid=0 /-]		

p5v89: [請問您的聯絡電話是] 非常感謝您的協助,我們會再打電話確認討論的時間和地點:

Information	[Type= discrete] [Format=numeric] [Missing=*]		
Statistics [NW/ W]	[Valid=0 /-] [Invalid=435 /-]		

# p5v89: [請問您的聯絡電話是] 非常感謝您的協助,我們會再打電話確認討論的時間和地點:			
Value	Label	Cases	Percentage
Sysmiss		435	
Warning: these figures indicate the number of cases found in the data file. They cannot be interpreted as summary statistics of the population of interest.			
# p5nv27: 當您觀看電視的新聞報導時,您的注意程度為何?			
Information	[Type= discrete] [Format=numeric] [Range= 1-9] [Missing=*]		
Statistics [NW/ W]	[Valid=435 /-] [Invalid=0 /-]		
Value	Label	Cases	Percentage
1	從不注意	1	0.2%
2	不太注意	77	17.7%
3	有點注意	286	65.7%
4	非常注意	65	14.9%
8	漏填	0	
9	跳題	6	1.4%
Warning: these figures indicate the number of cases found in the data file. They cannot be interpreted as summary statistics of the population of interest.			
# p5nv29: 當您閱讀報紙的政治新聞時,您的注意程度為何?			
Information	[Type= discrete] [Format=numeric] [Range= 1-9] [Missing=*]		
Statistics [NW/ W]	[Valid=435 /-] [Invalid=0 /-]		
Value	Label	Cases	Percentage
1	從不注意	10	2.3%
2	不太注意	162	37.2%
3	有點注意	198	45.5%
4	非常注意	32	7.4%
8	漏填	0	
9	跳題	33	7.6%
Warning: these figures indicate the number of cases found in the data file. They cannot be interpreted as summary statistics of the population of interest.			
# p5nv31: 當您閱讀政論性雜誌時,您的注意程度為何?			
Information	[Type= discrete] [Format=numeric] [Range= 1-9] [Missing=*]		
Statistics [NW/ W]	[Valid=435 /-] [Invalid=0 /-]		
Value	Label	Cases	Percentage
1	從不注意	6	1.4%
2	不太注意	112	25.7%
3	有點注意	100	23.0%
4	非常注意	16	3.7%
8	漏填	0	
9	跳題	201	46.2%
Warning: these figures indicate the number of cases found in the data file. They cannot be interpreted as summary statistics of the population of interest.			
# p5nv33: 當您閱讀網路上的政治新聞時,您的注意程度為何?			
Information	[Type= discrete] [Format=numeric] [Range= 1-9] [Missing=*]		
Statistics [NW/ W]	[Valid=435 /-] [Invalid=0 /-]		
Value	Label	Cases	Percentage
1	從不注意	3	0.7%
2	不太注意	130	29.9%
3	有點注意	224	51.5%

# p5nv33: 當您閱讀網路上的政治新聞時,您的注意程度為何?			
Value	Label	Cases	Percentage
4	非常注意	53	<div><div></div></div> 12.2%
8	漏填	0	
9	跳題	25	<div><div></div></div> 5.7%
Warning: these figures indicate the number of cases found in the data file. They cannot be interpreted as summary statistics of the population of interest.			
# p5nv39: 您認為自己在學校的社團活不活躍?			
Information	[Type= discrete] [Format=numeric] [Range= 1-9] [Missing=*]		
Statistics [NW/ W]	[Valid=435 /-] [Invalid=0 /-]		
Value	Label	Cases	Percentage
1	一點也不活躍	57	<div><div></div></div> 13.1%
2	不太活躍	122	<div><div></div></div> 28.0%
3	還算活躍	145	<div><div></div></div> 33.3%
4	非常活躍	39	<div><div></div></div> 9.0%
9	跳題	72	<div><div></div></div> 16.6%
Warning: these figures indicate the number of cases found in the data file. They cannot be interpreted as summary statistics of the population of interest.			
# p5nv40: 您是否時常參與社團的決策?			
Information	[Type= discrete] [Format=numeric] [Range= 1-9] [Missing=*]		
Statistics [NW/ W]	[Valid=435 /-] [Invalid=0 /-]		
Value	Label	Cases	Percentage
1	從不	79	<div><div></div></div> 18.2%
2	很少	105	<div><div></div></div> 24.1%
3	有時	95	<div><div></div></div> 21.8%
4	時常	84	<div><div></div></div> 19.3%
9	跳題	72	<div><div></div></div> 16.6%
Warning: these figures indicate the number of cases found in the data file. They cannot be interpreted as summary statistics of the population of interest.			
# p5nv87: 請問您方便參加的地點為:			
Information	[Type= discrete] [Format=numeric] [Range= 1-9] [Missing=*]		
Statistics [NW/ W]	[Valid=435 /-] [Invalid=0 /-]		
Value	Label	Cases	Percentage
1	政治大學(台北)	74	<div><div></div></div> 17.0%
2	東海大學(台中)	31	<div><div></div></div> 7.1%
3	中山大學(高雄)	18	<div><div></div></div> 4.1%
9	跳題	312	<div><div></div></div> 71.7%
Warning: these figures indicate the number of cases found in the data file. They cannot be interpreted as summary statistics of the population of interest.			
# p5t_cidentity: 臺灣人/中國人認同			
Information	[Type= discrete] [Format=numeric] [Range= 1-3] [Missing=*]		
Statistics [NW/ W]	[Valid=435 /-] [Invalid=0 /-]		
Value	Label	Cases	Percentage
1	臺灣人	371	<div><div></div></div> 85.3%
2	中國人	5	<div><div></div></div> 1.1%
3	都是	59	<div><div></div></div> 13.6%
Warning: these figures indicate the number of cases found in the data file. They cannot be interpreted as summary statistics of the population of interest.			

# p5tondu: 統獨立場			
Information		[Type= discrete] [Format=numeric] [Range= 1-6] [Missing=*]	
Statistics [NW/ W]		[Valid=435 /-] [Invalid=0 /-]	
Value	Label	Cases	Percentage
1	儘快統一	2	<div><div></div></div> 0.5%
2	維持現狀,以後走向統一	23	<div><div></div></div> 5.3%
3	維持現狀,看情形再決定獨立或統一	129	<div><div></div></div> 29.7%
4	永遠維持現狀	44	<div><div></div></div> 10.1%
5	維持現狀,以後走向獨立	205	<div><div></div></div> 47.1%
6	儘快宣佈獨立	32	<div><div></div></div> 7.4%
Warning: these figures indicate the number of cases found in the data file. They cannot be interpreted as summary statistics of the population of interest.			
# p5tondu3: 統獨三分類			
Information		[Type= discrete] [Format=numeric] [Range= 1-3] [Missing=*]	
Statistics [NW/ W]		[Valid=435 /-] [Invalid=0 /-]	
Value	Label	Cases	Percentage
1	偏向統一	25	<div><div></div></div> 5.7%
2	偏向維持現狀	173	<div><div></div></div> 39.8%
3	偏向獨立	237	<div><div></div></div> 54.5%
Warning: these figures indicate the number of cases found in the data file. They cannot be interpreted as summary statistics of the population of interest.			
# p5nv80: [其它]請問您認為自己是「支持國民黨的」、「支持民進黨的」、「支持親民黨的」、「支持台聯的」,還是支持其他政黨?			
Information		[Type= discrete] [Format=numeric] [Range= 6-99] [Missing=*]	
Statistics [NW/ W]		[Valid=435 /-] [Invalid=0 /-]	
Value	Label	Cases	Percentage
6	都不支持	1	<div><div></div></div> 0.2%
19	選人不選黨	6	<div><div></div></div> 1.4%
21	綠黨	2	<div><div></div></div> 0.5%
95	拒答	0	
96	看情形	6	<div><div></div></div> 1.4%
97	無意見	0	
98	不知道	0	
99	跳題	420	<div><div></div></div> 96.6%
Warning: these figures indicate the number of cases found in the data file. They cannot be interpreted as summary statistics of the population of interest.			
# p5v7980: 請問您認為自己是「支持國民黨的」、「支持民進黨的」、「支持親民黨的」、「支持台聯的」,還是支持其他政黨?			
Information		[Type= discrete] [Format=numeric] [Range= 1-97] [Missing=*]	
Statistics [NW/ W]		[Valid=435 /-] [Invalid=0 /-]	
Value	Label	Cases	Percentage
1	國民黨	39	<div><div></div></div> 9.0%
2	民進黨	34	<div><div></div></div> 7.8%
3	親民黨	0	
4	台灣團結聯盟	2	<div><div></div></div> 0.5%
5	都支持	19	<div><div></div></div> 4.4%
6	都不支持	327	<div><div></div></div> 75.2%
19	選人不選黨	6	<div><div></div></div> 1.4%

p5v7980: 請問您認為自己是「支持國民黨的」、「支持民進黨的」、「支持親民黨的」、「支持台聯的」,還是支持其他政黨?

Value	Label	Cases	Percentage
21	綠黨	2	0.5%
96	看情形	6	1.4%
97	無意見	0	

Warning: these figures indicate the number of cases found in the data file. They cannot be interpreted as summary statistics of the population of interest.

p5nv81: 請問您是非常支持該黨,還是普普通通?

Information	[Type= discrete] [Format=numeric] [Range= 1-9] [Missing=*]
Statistics [NW/ W]	[Valid=435 /-] [Invalid=0 /-]

Value	Label	Cases	Percentage
1	非常支持	9	2.1%
2	普普通通	66	15.2%
9	跳題	360	82.8%

Warning: these figures indicate the number of cases found in the data file. They cannot be interpreted as summary statistics of the population of interest.

# p5nv83: [其它]請問您比較偏向國民黨、偏向民進黨、偏向親民黨、偏向台聯,或是都不偏?			
Information	[Type= discrete] [Format=numeric] [Range= 96-99] [Missing=*]		
Statistics [NW/ W]	[Valid=435 /-] [Invalid=0 /-]		
Value	Label	Cases	Percentage
96	看情形	1	0.2%
99	跳題	434	99.8%
Warning: these figures indicate the number of cases found in the data file. They cannot be interpreted as summary statistics of the population of interest.			
# p5v8283: 請問您比較偏向國民黨、偏向民進黨、偏向親民黨、偏向台聯,或是都不偏?			
Information	[Type= discrete] [Format=numeric] [Range= 3-99] [Missing=*]		
Statistics [NW/ W]	[Valid=435 /-] [Invalid=0 /-]		
Value	Label	Cases	Percentage
3	偏國民黨	52	12.0%
4	偏民進黨	60	13.8%
5	偏親民黨	1	0.2%
6	偏臺灣團結聯盟	0	
7	都不偏	246	56.6%
96	看情形	1	0.2%
99	跳題	75	17.2%
Warning: these figures indicate the number of cases found in the data file. They cannot be interpreted as summary statistics of the population of interest.			
# p5partyid: 政黨認同			
Information	[Type= discrete] [Format=numeric] [Range= 1-6] [Missing=*]		
Statistics [NW/ W]	[Valid=435 /-] [Invalid=0 /-]		
Value	Label	Cases	Percentage
1	國民黨	91	20.9%
2	民進黨	94	21.6%
3	親民黨	1	0.2%
4	臺灣團結聯盟	2	0.5%
5	中立及看情形	247	56.8%
6	無反應及其他政黨	0	
Warning: these figures indicate the number of cases found in the data file. They cannot be interpreted as summary statistics of the population of interest.			
# p5partyid3: 政黨認同三分類			
Information	[Type= discrete] [Format=numeric] [Range= 1-9] [Missing=*]		
Statistics [NW/ W]	[Valid=435 /-] [Invalid=0 /-]		
Value	Label	Cases	Percentage
1	泛藍	92	21.1%
2	泛綠	96	22.1%
3	中立無傾向	247	56.8%
9	無反應及其他政黨	0	
Warning: these figures indicate the number of cases found in the data file. They cannot be interpreted as summary statistics of the population of interest.			
# p5party: 政黨支持			
Information	[Type= discrete] [Format=numeric] [Range= 1-13] [Missing=*]		
Statistics [NW/ W]	[Valid=435 /-] [Invalid=0 /-]		
Value	Label	Cases	Percentage
1	非常支持國民黨	3	0.7%

# p5party: 政黨支持			
Value	Label	Cases	Percentage
2	普通支持國民黨	36	<div><div></div></div> 8.3%
3	偏國民黨	52	<div><div></div></div> 12.0%
4	非常支持民進黨	6	<div><div></div></div> 1.4%
5	普通支持民進黨	28	<div><div></div></div> 6.4%
6	偏民進黨	60	<div><div></div></div> 13.8%
7	非常支持親民黨	0	
8	普通支持親民黨	0	
9	偏親民黨	1	<div><div></div></div> 0.2%
10	非常支持臺聯	0	
11	普通支持臺聯	2	<div><div></div></div> 0.5%
12	偏臺聯	0	
13	中立無反應及其他政黨	247	<div><div></div></div> 56.8%
Warning: these figures indicate the number of cases found in the data file. They cannot be interpreted as summary statistics of the population of interest.			
# p5student_1: 大三在學狀況			
Information	[Type= discrete] [Format=numeric] [Range= 21-999] [Missing=*]		
Statistics [NW/ W]	[Valid=435 /-] [Invalid=0 /-]		
Value	Label	Cases	Percentage
21	大三上從中興土壤環境科學系降轉至物理系,目前是大二	1	<div><div></div></div> 0.2%
31	大二上從屏商院行銷系休學,大三上降轉至中興行銷,目前是大二	1	<div><div></div></div> 0.2%
41	大三上從輔大西語系休學一年,預計大四復學	0	
42	大三上從政大應數系休學,預計大三下復學,但還有很多問題,可能	1	<div><div></div></div> 0.2%
51	大一下從中興應數系退學,目前是成大水利及海洋工程系大一	1	<div><div></div></div> 0.2%
90	第五波訪問未填答	74	<div><div></div></div> 17.0%
999	跳題	357	<div><div></div></div> 82.1%
Warning: these figures indicate the number of cases found in the data file. They cannot be interpreted as summary statistics of the population of interest.			
# p5student: 大三時是否在學			
Information	[Type= discrete] [Format=numeric] [Range= 1-9] [Missing=*]		
Statistics [NW/ W]	[Valid=435 /-] [Invalid=0 /-]		
Value	Label	Cases	Percentage
1	在學	360	<div><div></div></div> 82.8%
2	不在學	1	<div><div></div></div> 0.2%
9	第五波訪問未填答	74	<div><div></div></div> 17.0%
Warning: these figures indicate the number of cases found in the data file. They cannot be interpreted as summary statistics of the population of interest.			
# p5school: [大三]受訪者學校			
Information	[Type= discrete] [Format=numeric] [Range= 1-39] [Missing=*]		
Statistics [NW/ W]	[Valid=435 /-] [Invalid=0 /-]		
Value	Label	Cases	Percentage
1	國立政治大學	26	<div><div></div></div> 6.0%
2	國立中央大學	14	<div><div></div></div> 3.2%
3	輔仁大學	19	<div><div></div></div> 4.4%
4	東吳大學	44	<div><div></div></div> 10.1%
5	銘傳大學	27	<div><div></div></div> 6.2%

# p5school: [大三]受訪者學校			
Value	Label	Cases	Percentage
6	元智大學	29	6.7%
7	明志科技大學	23	5.3%
8	黎明技術學院	6	1.4%
9	龍華科技大學	21	4.8%
10	元培科技大學	14	3.2%
11	國立臺北教育大學	7	1.6%
12	國立中興大學	23	5.3%
13	逢甲大學	24	5.5%
14	明道大學	13	3.0%
15	國立勤益科技大學	6	1.4%
16	國立虎尾科技大學	5	1.1%
17	中臺科技大學	12	2.8%
18	國立成功大學	18	4.1%
19	國立東華大學	15	3.4%
20	國立高雄海洋科技大學	7	1.6%
21	國立屏東商業技術學院	15	3.4%
22	大同技術學院	9	2.1%
23	台南應用科技大學	20	4.6%
24	高苑科技大學	14	3.2%
25	國立高雄師範大學	12	2.8%
26	國立台灣大學	1	0.2%
27	國立清華大學	1	0.2%
28	朝陽科技大學	2	0.5%
29	開南大學	0	
30	長庚大學	0	
31	嘉南藥理科技大學	1	0.2%
32	修平科技大學	1	0.2%
33	東海大學	0	
34	中原大學	1	0.2%
35	國立體育大學	1	0.2%
36	大葉大學	1	0.2%
37	台灣首府大學	1	0.2%
38	高雄醫學大學	1	0.2%
39	國立屏東科技大學	1	0.2%
Warning: these figures indicate the number of cases found in the data file. They cannot be interpreted as summary statistics of the population of interest.			
# p5strata5: 層別5			
Information	[Type= discrete] [Format=numeric] [Range= 1-5] [Missing=*]		
Statistics [NW/ W]	[Valid=435 /-] [Invalid=0 /-]		
Value	Label	Cases	Percentage
1	公立一般	99	22.8%
2	私立一般	160	36.8%
3	公立技職	34	7.8%
4	私立技職	123	28.3%
5	師範	19	4.4%
Warning: these figures indicate the number of cases found in the data file. They cannot be interpreted as summary statistics of the population of interest.			

# p5strata9: 層別9			
Information	[Type= discrete] [Format=numeric] [Range= 1-9] [Missing=*]		
Statistics [NW/ W]	[Valid=435 /-] [Invalid=0 /-]		
Value	Label	Cases	Percentage
1	教育	9	<div><div></div></div> 2.1%
2	人文藝術	61	<div><div></div></div> 14.0%
3	經社心理	52	<div><div></div></div> 12.0%
4	商學管理	141	<div><div></div></div> 32.4%
5	法律	8	<div><div></div></div> 1.8%
6	理科	47	<div><div></div></div> 10.8%
7	醫科	17	<div><div></div></div> 3.9%
8	工科	94	<div><div></div></div> 21.6%
9	農科	6	<div><div></div></div> 1.4%
Warning: these figures indicate the number of cases found in the data file. They cannot be interpreted as summary statistics of the population of interest.			
# p5wave: 第六波訪問			
Information	[Type= discrete] [Format=numeric] [Range= 1-1] [Missing=*]		
Statistics [NW/ W]	[Valid=435 /-] [Invalid=0 /-]		
Value	Label	Cases	Percentage
1	有填答	435	<div><div></div></div> 100.0%
Warning: these figures indicate the number of cases found in the data file. They cannot be interpreted as summary statistics of the population of interest.			
# p4student_1: 大三在學狀況			
Information	[Type= discrete] [Format=numeric] [Range= 21-999] [Missing=*]		
Statistics [NW/ W]	[Valid=361 /-] [Invalid=74 /-]		
Value	Label	Cases	Percentage
21	大三上從中興土壤環境科學系降轉至物理系,目前是大二	1	<div><div></div></div> 0.3%
31	大二上從屏商院行銷系休學,大三上降轉至中興行銷,目前是大二	1	<div><div></div></div> 0.3%
41	大三上從輔大西語系休學一年,預計大四復學	0	
42	大三上從政大應數系休學,預計大三下復學,但還有很多問題,可能	1	<div><div></div></div> 0.3%
51	大一下從中興應數系退學,目前是成大水利及海洋工程系大一	1	<div><div></div></div> 0.3%
999	跳題	357	<div><div></div></div> 98.9%
Sysmiss		74	
Warning: these figures indicate the number of cases found in the data file. They cannot be interpreted as summary statistics of the population of interest.			
# p4student: 大三時是否在學			
Information	[Type= discrete] [Format=numeric] [Range= 1-2] [Missing=*]		
Statistics [NW/ W]	[Valid=361 /-] [Invalid=74 /-]		
Value	Label	Cases	Percentage
1	在學	360	<div><div></div></div> 99.7%
2	不在學	1	<div><div></div></div> 0.3%
Sysmiss		74	
Warning: these figures indicate the number of cases found in the data file. They cannot be interpreted as summary statistics of the population of interest.			
# p4school: [大三]受訪者學校			
Information	[Type= discrete] [Format=numeric] [Range= 1-39] [Missing=*]		
Statistics [NW/ W]	[Valid=361 /-] [Invalid=74 /-]		

p4school: [大三]受訪者學校

Value	Label	Cases	Percentage
1	國立政治大學	21	5.8%
2	國立中央大學	14	3.9%
3	輔仁大學	16	4.4%
4	東吳大學	35	9.7%
5	銘傳大學	24	6.6%
6	元智大學	24	6.6%
7	明志科技大學	20	5.5%
8	黎明技術學院	5	1.4%
9	龍華科技大學	15	4.2%
10	元培科技大學	8	2.2%
11	國立臺北教育大學	6	1.7%
12	國立中興大學	22	6.1%
13	逢甲大學	22	6.1%
14	明道大學	11	3.0%
15	國立勤益科技大學	5	1.4%
16	國立虎尾科技大學	4	1.1%
17	中臺科技大學	6	1.7%
18	國立成功大學	17	4.7%
19	國立東華大學	12	3.3%
20	國立高雄海洋科技大學	6	1.7%
21	國立屏東商業技術學院	13	3.6%
22	大同技術學院	3	0.8%
23	台南應用科技大學	17	4.7%
24	高苑科技大學	14	3.9%
25	國立高雄師範大學	11	3.0%
26	國立台灣大學	1	0.3%
27	國立清華大學	1	0.3%
28	朝陽科技大學	0	
29	開南大學	0	
30	長庚大學	0	
31	嘉南藥理科技大學	1	0.3%
32	修平科技大學	1	0.3%
33	東海大學	0	
34	中原大學	1	0.3%
35	國立體育大學	1	0.3%
36	大葉大學	1	0.3%
37	台灣首府大學	1	0.3%
38	高雄醫學大學	1	0.3%
39	國立屏東科技大學	1	0.3%
Sysmiss		74	

Warning: these figures indicate the number of cases found in the data file. They cannot be interpreted as summary statistics of the population of interest.

p4strata5: 層別5

Information	[Type= discrete] [Format=numeric] [Range= 1-5] [Missing=*]
Statistics [NW/ W]	[Valid=361 -] [Invalid=74 -]

p4strata5: 層別5

Value	Label	Cases	Percentage
1	公立一般	89	24.7%
2	私立一般	136	37.7%
3	公立技職	29	8.0%
4	私立技職	90	24.9%
5	師範	17	4.7%
Sysmiss		74	

Warning: these figures indicate the number of cases found in the data file. They cannot be interpreted as summary statistics of the population of interest.

p4strata9: 層別9

Information	[Type= discrete] [Format=numeric] [Range= 1-9] [Missing=*]
Statistics [NW/ W]	[Valid=361 -/] [Invalid=74 -/]

Value	Label	Cases	Percentage
1	教育	7	1.9%
2	人文藝術	55	15.2%
3	經社心理	42	11.6%
4	商學管理	114	31.6%
5	法律	5	1.4%
6	理科	39	10.8%
7	醫科	13	3.6%
8	工科	82	22.7%
9	農科	4	1.1%
Sysmiss		74	

Warning: these figures indicate the number of cases found in the data file. They cannot be interpreted as summary statistics of the population of interest.

p1school: [大二]受訪者學校

Information	[Type= discrete] [Format=numeric] [Range= 1-33] [Missing=*]
Statistics [NW/ W]	[Valid=253 -/] [Invalid=182 -/]

Value	Label	Cases	Percentage
1	國立政治大學	18	7.1%
2	國立中央大學	10	4.0%
3	輔仁大學	11	4.3%
4	東吳大學	26	10.3%
5	銘傳大學	13	5.1%
6	元智大學	14	5.5%
7	明志科技大學	14	5.5%
8	黎明技術學院	6	2.4%
9	龍華科技大學	12	4.7%
10	元培科技大學	6	2.4%
11	國立臺北教育大學	4	1.6%
12	國立中興大學	14	5.5%
13	逢甲大學	14	5.5%
14	明道大學	5	2.0%
15	國立勤益科技大學	4	1.6%
16	國立虎尾科技大學	4	1.6%
17	中臺科技大學	7	2.8%

# p1school: [大二]受訪者學校			
Value	Label	Cases	Percentage
18	國立成功大學	10	<div><div></div></div> 4.0%
19	國立東華大學	11	<div><div></div></div> 4.3%
20	國立高雄海洋科技大學	4	<div><div></div></div> 1.6%
21	國立屏東商業技術學院	8	<div><div></div></div> 3.2%
22	大同技術學院	3	<div><div></div></div> 1.2%
23	台南應用科技大學	14	<div><div></div></div> 5.5%
24	高苑科技大學	10	<div><div></div></div> 4.0%
25	國立高雄師範大學	5	<div><div></div></div> 2.0%
26	國立台灣大學	1	<div><div></div></div> 0.4%
27	國立清華大學	1	<div><div></div></div> 0.4%
28	朝陽科技大學	2	<div><div></div></div> 0.8%
29	開南大學	0	
30	長庚大學	0	
31	嘉南藥理科技大學	1	<div><div></div></div> 0.4%
32	修平科技大學	1	<div><div></div></div> 0.4%
33	東海大學	0	
Sysmiss		182	
Warning: these figures indicate the number of cases found in the data file. They cannot be interpreted as summary statistics of the population of interest.			
# p1strata5: 層別5			
Information	[Type= discrete] [Format=numeric] [Range= 1-9] [Missing=*]		
Statistics [NW/ W]	[Valid=253 -/] [Invalid=182 -/]		
Value	Label	Cases	Percentage
1	公立一般	65	<div><div></div></div> 25.7%
2	私立一般	83	<div><div></div></div> 32.8%
3	公立技職	20	<div><div></div></div> 7.9%
4	私立技職	76	<div><div></div></div> 30.0%
5	師範	9	<div><div></div></div> 3.6%
9	跳題	0	
Sysmiss		182	
Warning: these figures indicate the number of cases found in the data file. They cannot be interpreted as summary statistics of the population of interest.			
# p1strata9: 層別9			
Information	[Type= discrete] [Format=numeric] [Range= 1-99] [Missing=*]		
Statistics [NW/ W]	[Valid=253 -/] [Invalid=182 -/]		
Value	Label	Cases	Percentage
1	教育	5	<div><div></div></div> 2.0%
2	人文藝術	40	<div><div></div></div> 15.8%
3	經社心理	35	<div><div></div></div> 13.8%
4	商學管理	72	<div><div></div></div> 28.5%
5	法律	4	<div><div></div></div> 1.6%
6	理科	27	<div><div></div></div> 10.7%
7	醫科	10	<div><div></div></div> 4.0%
8	工科	57	<div><div></div></div> 22.5%
9	農科	3	<div><div></div></div> 1.2%
99	跳題	0	

# p1strata9: 層別9			
Value	Label	Cases	Percentage
Sysmiss		182	
Warning: these figures indicate the number of cases found in the data file. They cannot be interpreted as summary statistics of the population of interest.			
# school: 受訪者學校?			
Information	[Type= discrete] [Format=numeric] [Range= 1-25] [Missing=*]		
Statistics [NW/ W]	[Valid=435 /-] [Invalid=0 /-]		
Value	Label	Cases	Percentage
1	國立政治大學	25	<div></div> 5.7%
2	國立中央大學	14	<div></div> 3.2%
3	輔仁大學	19	<div></div> 4.4%
4	東吳大學	46	<div></div> 10.6%
5	銘傳大學	28	<div></div> 6.4%
6	元智大學	30	<div></div> 6.9%
7	明志科技大學	24	<div></div> 5.5%
8	黎明技術學院	6	<div></div> 1.4%
9	龍華科技大學	21	<div></div> 4.8%
10	元培科技大學	14	<div></div> 3.2%
11	國立臺北教育大學	7	<div></div> 1.6%
12	國立中興大學	23	<div></div> 5.3%
13	逢甲大學	24	<div></div> 5.5%
14	明道大學	15	<div></div> 3.4%
15	國立勤益科技大學	6	<div></div> 1.4%
16	國立虎尾科技大學	5	<div></div> 1.1%
17	中臺科技大學	12	<div></div> 2.8%
18	國立成功大學	17	<div></div> 3.9%
19	國立東華大學	15	<div></div> 3.4%
20	國立高雄海洋科技大學	7	<div></div> 1.6%
21	國立屏東商業技術學院	17	<div></div> 3.9%
22	大同技術學院	10	<div></div> 2.3%
23	台南應用科技大學	20	<div></div> 4.6%
24	高苑科技大學	17	<div></div> 3.9%
25	國立高雄師範大學	13	<div></div> 3.0%
Warning: these figures indicate the number of cases found in the data file. They cannot be interpreted as summary statistics of the population of interest.			
# strata5: 層別5			
Information	[Type= discrete] [Format=numeric] [Range= 1-5] [Missing=*]		
Statistics [NW/ W]	[Valid=435 /-] [Invalid=0 /-]		
Value	Label	Cases	Percentage
1	公立一般	94	<div></div> 21.6%
2	私立一般	162	<div></div> 37.2%
3	公立技職	35	<div></div> 8.0%
4	私立技職	124	<div></div> 28.5%
5	師範	20	<div></div> 4.6%
Warning: these figures indicate the number of cases found in the data file. They cannot be interpreted as summary statistics of the population of interest.			

# strata9: 層別9			
Information		[Type= discrete] [Format=numeric] [Range= 1-9] [Missing=*]	
Statistics [NW/ W]		[Valid=435 /-] [Invalid=0 /-]	
Value	Label	Cases	Percentage
1	教育	10	<div><div></div></div> 2.3%
2	人文藝術	62	<div><div></div></div> 14.3%
3	經社心理	53	<div><div></div></div> 12.2%
4	商學管理	135	<div><div></div></div> 31.0%
5	法律	8	<div><div></div></div> 1.8%
6	理科	50	<div><div></div></div> 11.5%
7	醫科	17	<div><div></div></div> 3.9%
8	工科	93	<div><div></div></div> 21.4%
9	農科	7	<div><div></div></div> 1.6%
Warning: these figures indicate the number of cases found in the data file. They cannot be interpreted as summary statistics of the population of interest.			
# fpartyid: 父親政黨認同			
Information		[Type= discrete] [Format=numeric] [Range= 1-6] [Missing=*]	
Statistics [NW/ W]		[Valid=435 /-] [Invalid=0 /-]	
Value	Label	Cases	Percentage
1	國民黨	205	<div><div></div></div> 47.1%
2	民進黨	125	<div><div></div></div> 28.7%
3	親民黨	3	<div><div></div></div> 0.7%
4	臺灣團結聯盟	0	
5	中立及看情形	35	<div><div></div></div> 8.0%
6	無反應及其他政黨	67	<div><div></div></div> 15.4%
Warning: these figures indicate the number of cases found in the data file. They cannot be interpreted as summary statistics of the population of interest.			
# mpartyid: 母親政黨認同			
Information		[Type= discrete] [Format=numeric] [Range= 1-6] [Missing=*]	
Statistics [NW/ W]		[Valid=435 /-] [Invalid=0 /-]	
Value	Label	Cases	Percentage
1	國民黨	201	<div><div></div></div> 46.2%
2	民進黨	108	<div><div></div></div> 24.8%
3	親民黨	1	<div><div></div></div> 0.2%
4	臺灣團結聯盟	0	
5	中立及看情形	50	<div><div></div></div> 11.5%
6	無反應及其他政黨	75	<div><div></div></div> 17.2%
Warning: these figures indicate the number of cases found in the data file. They cannot be interpreted as summary statistics of the population of interest.			
# fparty: 父親政黨支持			
Information		[Type= discrete] [Format=numeric] [Range= 1-13] [Missing=*]	
Statistics [NW/ W]		[Valid=435 /-] [Invalid=0 /-]	
Value	Label	Cases	Percentage
1	非常支持國民黨	45	<div><div></div></div> 10.3%
2	普通支持國民黨	142	<div><div></div></div> 32.6%
3	偏國民黨	18	<div><div></div></div> 4.1%
4	非常支持民進黨	66	<div><div></div></div> 15.2%

# fparty : 父親政黨支持			
Value	Label	Cases	Percentage
5	普通支持民進黨	52	<div><div></div></div> 12.0%
6	偏民進黨	7	<div><div></div></div> 1.6%
7	非常支持親民黨	1	<div><div></div></div> 0.2%
8	普通支持親民黨	1	<div><div></div></div> 0.2%
9	偏親民黨	1	<div><div></div></div> 0.2%
10	非常支持臺聯	0	
11	普通支持臺聯	0	
12	偏台聯	0	
13	中立無反應	102	<div><div></div></div> 23.4%
Warning: these figures indicate the number of cases found in the data file. They cannot be interpreted as summary statistics of the population of interest.			
# mparty : 母親政黨支持			
Information	[Type= discrete] [Format=numeric] [Range= 1-13] [Missing=*]		
Statistics [NW/ W]	[Valid=435 /-] [Invalid=0 /-]		
Value	Label	Cases	Percentage
1	非常支持國民黨	51	<div><div></div></div> 11.7%
2	普通支持國民黨	130	<div><div></div></div> 29.9%
3	偏國民黨	20	<div><div></div></div> 4.6%
4	非常支持民進黨	43	<div><div></div></div> 9.9%
5	普通支持民進黨	53	<div><div></div></div> 12.2%
6	偏民進黨	12	<div><div></div></div> 2.8%
7	非常支持親民黨	0	
8	普通支持親民黨	0	
9	偏親民黨	1	<div><div></div></div> 0.2%
10	非常支持臺聯	0	
11	普通支持臺聯	0	
12	偏台聯	0	
13	中立無反應	125	<div><div></div></div> 28.7%
Warning: these figures indicate the number of cases found in the data file. They cannot be interpreted as summary statistics of the population of interest.			
# birth : 出生年			
Information	[Type= discrete] [Format=numeric] [Range= 79-90] [Missing=*]		
Statistics [NW/ W]	[Valid=435 /-] [Invalid=0 /-]		
Value	Label	Cases	Percentage
79		1	<div><div></div></div> 0.2%
80		9	<div><div></div></div> 2.1%
81		156	<div><div></div></div> 35.9%
82		268	<div><div></div></div> 61.6%
83		1	<div><div></div></div> 0.2%
90	無反應	0	
Warning: these figures indicate the number of cases found in the data file. They cannot be interpreted as summary statistics of the population of interest.			
# fedu : 父親教育程度			
Information	[Type= discrete] [Format=numeric] [Range= 1-9] [Missing=*]		
Statistics [NW/ W]	[Valid=435 /-] [Invalid=0 /-]		

# fedu : 父親教育程度			
Value	Label	Cases	Percentage
1	小學及以下	24	<div><div></div></div> 5.5%
2	國、初中	52	<div><div></div></div> 12.0%
3	高中、職	153	<div><div></div></div> 35.2%
4	專科	86	<div><div></div></div> 19.8%
5	大學及以上	109	<div><div></div></div> 25.1%
9	無反應	11	<div><div></div></div> 2.5%
Warning: these figures indicate the number of cases found in the data file. They cannot be interpreted as summary statistics of the population of interest.			
# medu : 母親教育程度			
Information	[Type= discrete] [Format=numeric] [Range= 1-9] [Missing=*]		
Statistics [NW/ W]	[Valid=435 /-] [Invalid=0 /-]		
Value	Label	Cases	Percentage
1	小學及以下	32	<div><div></div></div> 7.4%
2	國、初中	57	<div><div></div></div> 13.1%
3	高中、職	192	<div><div></div></div> 44.1%
4	專科	75	<div><div></div></div> 17.2%
5	大學及以上	69	<div><div></div></div> 15.9%
9	無反應	10	<div><div></div></div> 2.3%
Warning: these figures indicate the number of cases found in the data file. They cannot be interpreted as summary statistics of the population of interest.			
# sengi : 父親省籍			
Information	[Type= discrete] [Format=numeric] [Range= 1-9] [Missing=*]		
Statistics [NW/ W]	[Valid=435 /-] [Invalid=0 /-]		
Value	Label	Cases	Percentage
1	本省客家人	51	<div><div></div></div> 11.7%
2	本省閩南人	336	<div><div></div></div> 77.2%
3	大陸各省市人	33	<div><div></div></div> 7.6%
4	原住民	2	<div><div></div></div> 0.5%
9	無反應及其他	13	<div><div></div></div> 3.0%
Warning: these figures indicate the number of cases found in the data file. They cannot be interpreted as summary statistics of the population of interest.			
# msengi : 母親省籍			
Information	[Type= discrete] [Format=numeric] [Range= 1-9] [Missing=*]		
Statistics [NW/ W]	[Valid=435 /-] [Invalid=0 /-]		
Value	Label	Cases	Percentage
1	本省客家人	55	<div><div></div></div> 12.6%
2	本省閩南人	338	<div><div></div></div> 77.7%
3	大陸各省市人	26	<div><div></div></div> 6.0%
4	原住民	3	<div><div></div></div> 0.7%
9	無反應及其他	13	<div><div></div></div> 3.0%
Warning: these figures indicate the number of cases found in the data file. They cannot be interpreted as summary statistics of the population of interest.			
# fcareer5 : 父親職業五分類			
Information	[Type= discrete] [Format=numeric] [Range= 1-5] [Missing=*]		
Statistics [NW/ W]	[Valid=435 /-] [Invalid=0 /-]		

fcareer5: 父親職業五分類

Value	Label	Cases	Percentage
1	高、中級白領	182	41.8%
2	中低、低級白領	106	24.4%
3	農林漁牧	16	3.7%
4	藍領	81	18.6%
5	其他	50	11.5%

Warning: these figures indicate the number of cases found in the data file. They cannot be interpreted as summary statistics of the population of interest.

fcareer8: 父親職業八分類

Information	[Type= discrete] [Format=numeric] [Range= 1-8] [Missing=*]
Statistics [NW/ W]	[Valid=435 /-] [Invalid=0 /-]

Value	Label	Cases	Percentage
1	軍公教人員	80	18.4%
2	私部門管理階層及專業人員	130	29.9%
3	私部門職員	83	19.1%
4	私部門勞工	76	17.5%
5	農林漁牧	16	3.7%
6	學生	0	
7	家管	7	1.6%
8	其他	43	9.9%

Warning: these figures indicate the number of cases found in the data file. They cannot be interpreted as summary statistics of the population of interest.

mcareer5: 母親職業五分類

Information	[Type= discrete] [Format=numeric] [Range= 1-5] [Missing=*]
Statistics [NW/ W]	[Valid=435 /-] [Invalid=0 /-]

Value	Label	Cases	Percentage
1	高、中級白領	83	19.1%
2	中低、低級白領	109	25.1%
3	農林漁牧	6	1.4%
4	藍領	58	13.3%
5	其他	179	41.1%

Warning: these figures indicate the number of cases found in the data file. They cannot be interpreted as summary statistics of the population of interest.

mcareer8: 母親職業八分類

Information	[Type= discrete] [Format=numeric] [Range= 1-8] [Missing=*]
Statistics [NW/ W]	[Valid=435 /-] [Invalid=0 /-]

Value	Label	Cases	Percentage
1	軍公教人員	58	13.3%
2	私部門管理階層及專業人員	50	11.5%
3	私部門職員	92	21.1%
4	私部門勞工	50	11.5%
5	農林漁牧	6	1.4%
6	學生	0	
7	家管	150	34.5%
8	其他	29	6.7%

Warning: these figures indicate the number of cases found in the data file. They cannot be interpreted as summary statistics of the population of interest.

# sex: 性別			
Information		[Type= discrete] [Format=numeric] [Range= 1-2] [Missing=*]	
Statistics [NW/ W]		[Valid=435 /-] [Invalid=0 /-]	
Value	Label	Cases	Percentage
1	男性	182	<div></div> 41.8%
2	女性	253	<div></div> 58.2%
<i>Warning: these figures indicate the number of cases found in the data file. They cannot be interpreted as summary statistics of the population of interest.</i>			

File : data3			
# id: 樣本編號			
Information	[Type= continuous] [Format=numeric] [Range= 120104-2560312] [Missing=*]		
Statistics [NW/ W]	[Valid=417 /-] [Invalid=0 /-] [Mean=1142170.504 /-] [StdDev=732247.287 /-]		
# p6v13: A1. 整體來說,請問您對政治的事情,感不感興趣?			
Information	[Type= discrete] [Format=numeric] [Range= 1-4] [Missing=*]		
Statistics [NW/ W]	[Valid=417 /-] [Invalid=0 /-]		
Value	Label	Cases	Percentage
1	非常沒興趣	30	<div><div></div></div> 7.2%
2	不太有興趣	209	<div><div></div></div> 50.1%
3	有點興趣	160	<div><div></div></div> 38.4%
4	非常有興趣	18	<div><div></div></div> 4.3%
Warning: these figures indicate the number of cases found in the data file. They cannot be interpreted as summary statistics of the population of interest.			
# p6v14: B1. 您觀看電視(含該台網路新聞)新聞報導的情形是:			
Information	[Type= discrete] [Format=numeric] [Range= 1-4] [Missing=*]		
Statistics [NW/ W]	[Valid=417 /-] [Invalid=0 /-]		
Value	Label	Cases	Percentage
1	從不(跳問B2)	9	<div><div></div></div> 2.2%
2	很少	124	<div><div></div></div> 29.7%
3	有時	179	<div><div></div></div> 42.9%
4	時常	105	<div><div></div></div> 25.2%
Warning: these figures indicate the number of cases found in the data file. They cannot be interpreted as summary statistics of the population of interest.			
# p6v15: B1a. 當您觀看電視的新聞報導時,您的注意程度為何?			
Information	[Type= discrete] [Format=numeric] [Range= 1-4] [Missing=*]		
Statistics [NW/ W]	[Valid=408 /-] [Invalid=9 /-]		
Value	Label	Cases	Percentage
1	從不注意	3	<div><div></div></div> 0.7%
2	不太注意	85	<div><div></div></div> 20.8%
3	有點注意	277	<div><div></div></div> 67.9%
4	非常注意	43	<div><div></div></div> 10.5%
Sysmiss		9	
Warning: these figures indicate the number of cases found in the data file. They cannot be interpreted as summary statistics of the population of interest.			
# p6v16: B2. 您閱讀報紙上(含該報電子報)政治新聞的情形是:			
Information	[Type= discrete] [Format=numeric] [Range= 1-4] [Missing=*]		
Statistics [NW/ W]	[Valid=417 /-] [Invalid=0 /-]		
Value	Label	Cases	Percentage
1	從不(跳問B3)	43	<div><div></div></div> 10.3%
2	很少	210	<div><div></div></div> 50.4%
3	有時	142	<div><div></div></div> 34.1%
4	時常	22	<div><div></div></div> 5.3%
Warning: these figures indicate the number of cases found in the data file. They cannot be interpreted as summary statistics of the population of interest.			
# p6v17: B2a. 當您閱讀報紙的政治新聞時,您的注意程度為何?			
Information	[Type= discrete] [Format=numeric] [Range= 1-4] [Missing=*]		

File : data3			
# p6v17: B2a. 當您閱讀報紙的政治新聞時, 您的注意程度為何?			
Statistics [NW/ W]		[Valid=374 /-] [Invalid=43 /-]	
Value	Label	Cases	Percentage
1	從不注意	10	2.7%
2	不太注意	183	48.9%
3	有點注意	160	42.8%
4	非常注意	21	5.6%
Sysmiss		43	
Warning: these figures indicate the number of cases found in the data file. They cannot be interpreted as summary statistics of the population of interest.			
# p6v18: B3. 您閱讀網路上政治新聞(如:Yahoo新聞、Facebook、BBS...等)的情況是:			
Information		[Type= discrete] [Format=numeric] [Range= 1-4] [Missing=*]	
Statistics [NW/ W]		[Valid=417 /-] [Invalid=0 /-]	
Value	Label	Cases	Percentage
1	從不(跳問B4)	33	7.9%
2	很少	144	34.5%
3	有時	160	38.4%
4	時常	80	19.2%
Warning: these figures indicate the number of cases found in the data file. They cannot be interpreted as summary statistics of the population of interest.			
# p6v19: B3a. 當您閱讀網路上政治新聞時, 您的注意程度為何?			
Information		[Type= discrete] [Format=numeric] [Range= 1-4] [Missing=*]	
Statistics [NW/ W]		[Valid=384 /-] [Invalid=33 /-]	
Value	Label	Cases	Percentage
1	從不注意	4	1.0%
2	不太注意	170	44.3%
3	有點注意	174	45.3%
4	非常注意	36	9.4%
Sysmiss		33	
Warning: these figures indicate the number of cases found in the data file. They cannot be interpreted as summary statistics of the population of interest.			
# p6v20: B4. 您觀看電視上政論性談話節目的情況是:			
Information		[Type= discrete] [Format=numeric] [Range= 1-4] [Missing=*]	
Statistics [NW/ W]		[Valid=417 /-] [Invalid=0 /-]	
Value	Label	Cases	Percentage
1	從不(跳問C1)	146	35.0%
2	很少	197	47.2%
3	有時	64	15.3%
4	時常	10	2.4%
Warning: these figures indicate the number of cases found in the data file. They cannot be interpreted as summary statistics of the population of interest.			
# p6v21: B4a. 當您觀看電視上政論性談話節目時, 您的注意程度為何?			
Information		[Type= discrete] [Format=numeric] [Range= 1-4] [Missing=*]	
Statistics [NW/ W]		[Valid=271 /-] [Invalid=146 /-]	
Value	Label	Cases	Percentage
1	從不注意	6	2.2%

File : data3

p6v21: B4a. 當您觀看電視上政論性談話節目時, 您的注意程度為何?

Value	Label	Cases	Percentage
2	不太注意	145	53.5%
3	有點注意	105	38.7%
4	非常注意	15	5.5%
Sysmiss		146	

Warning: these figures indicate the number of cases found in the data file. They cannot be interpreted as summary statistics of the population of interest.

p6v22: C1. 您是否常參加或聆聽學校所舉辦的有關公共事務或社會問題的演講或座談會?

Information	[Type= discrete] [Format=numeric] [Range= 1-4] [Missing=*]
Statistics [NW/ W]	[Valid=417 /-] [Invalid=0 /-]

Value	Label	Cases	Percentage
1	從不	159	38.1%
2	很少	189	45.3%
3	有時	60	14.4%
4	時常	9	2.2%

Warning: these figures indicate the number of cases found in the data file. They cannot be interpreted as summary statistics of the population of interest.

p6v23: C2. 您是否曾經向學校提出與校務有關的意見?

Information	[Type= discrete] [Format=numeric] [Range= 1-4] [Missing=*]
Statistics [NW/ W]	[Valid=417 /-] [Invalid=0 /-]

Value	Label	Cases	Percentage
1	從不	233	55.9%
2	很少	127	30.5%
3	有時	52	12.5%
4	時常	5	1.2%

Warning: these figures indicate the number of cases found in the data file. They cannot be interpreted as summary statistics of the population of interest.

p6v24: C3. 您認為自己在學校的社團活不活躍?

Information	[Type= discrete] [Format=numeric] [Range= 1-5] [Missing=*]
Statistics [NW/ W]	[Valid=417 /-] [Invalid=0 /-]

















Value	Label	Cases	Percentage
1	一點也不活躍	73	17.5%
2	不太活躍	119	28.5%
3	還算活躍	124	29.7%
4	非常活躍	47	11.3%
5	沒有參加任何社團(跳問D1)	54	12.9%

Warning: these figures indicate the number of cases found in the data file. They cannot be interpreted as summary statistics of the population of interest.

p6v25: C3a. 您是否時常參與社團的決策?

Information	[Type= discrete] [Format=numeric] [Range= 1-4] [Missing=*]
Statistics [NW/ W]	[Valid=363 /-] [Invalid=54 /-]

Value	Label	Cases	Percentage
1	從不	97	26.7%
2	很少	107	29.5%
3	有時	88	24.2%
4	時常	71	19.6%

File : data3			
# p6v25: C3a. 您是否時常參與社團的決策？			
Value	Label	Cases	Percentage
Sysmiss		54	
<i>Warning: these figures indicate the number of cases found in the data file. They cannot be interpreted as summary statistics of the population of interest.</i>			
# p6v26: D1. 有人說：「像我這樣的人的看法,政府官員是不會關心的。」請問您同不同意這種說法？			
Information	[Type= discrete] [Format=numeric] [Range= 1-4] [Missing=*]		
Statistics [NW/ W]	[Valid=417 /-] [Invalid=0 /-]		
Value	Label	Cases	Percentage
1	非常不同意	23	 5.5%
2	不太同意	145	 34.8%
3	有點同意	197	 47.2%
4	非常同意	52	 12.5%
<i>Warning: these figures indicate the number of cases found in the data file. They cannot be interpreted as summary statistics of the population of interest.</i>			
# p6v27: D2. 有人說：「像我這樣的人,是很難瞭解政治的事情。」請問您同不同意這種說法？			
Information	[Type= discrete] [Format=numeric] [Range= 1-4] [Missing=*]		
Statistics [NW/ W]	[Valid=417 /-] [Invalid=0 /-]		
Value	Label	Cases	Percentage
1	非常不同意	83	 19.9%
2	不太同意	223	 53.5%
3	有點同意	99	 23.7%
4	非常同意	12	 2.9%
<i>Warning: these figures indicate the number of cases found in the data file. They cannot be interpreted as summary statistics of the population of interest.</i>			
# p6v28: D3. 有人說：「像我這樣的一般民眾,對政府的政策是沒有什麼影響力的。」請問您同不同意這種說法？			
Information	[Type= discrete] [Format=numeric] [Range= 1-4] [Missing=*]		
Statistics [NW/ W]	[Valid=417 /-] [Invalid=0 /-]		
Value	Label	Cases	Percentage
1	非常不同意	61	 14.6%
2	不太同意	170	 40.8%
3	有點同意	143	 34.3%
4	非常同意	43	 10.3%
<i>Warning: these figures indicate the number of cases found in the data file. They cannot be interpreted as summary statistics of the population of interest.</i>			
# p6v29: E1. 有人說：「政府所做的事大多數是正確的。」請問您同不同意這種說法？			
Information	[Type= discrete] [Format=numeric] [Range= 1-4] [Missing=*]		
Statistics [NW/ W]	[Valid=417 /-] [Invalid=0 /-]		
Value	Label	Cases	Percentage
1	非常不同意	116	 27.8%
2	不太同意	237	 56.8%
3	有點同意	63	 15.1%
4	非常同意	1	 0.2%
<i>Warning: these figures indicate the number of cases found in the data file. They cannot be interpreted as summary statistics of the population of interest.</i>			
# p6v30: E2. 有人說：「政府官員時常浪費一般民眾所繳納的稅金。」請問您同不同意這種說法？			
Information	[Type= discrete] [Format=numeric] [Range= 1-4] [Missing=*]		

File : data3			
# p6v30: E2. 有人說：「政府官員時常浪費一般民眾所繳納的稅金。」請問您同不同意這種說法？			
Statistics [NW/ W]	[Valid=417 /-] [Invalid=0 /-]		
Value	Label	Cases	Percentage
1	非常不同意	2	0.5%
2	不太同意	36	8.6%
3	有點同意	205	49.2%
4	非常同意	174	41.7%
<i>Warning: these figures indicate the number of cases found in the data file. They cannot be interpreted as summary statistics of the population of interest.</i>			
# p6v31: E3. 請問您認為政府決定重大政策時, 會不會把「民眾福利」放在第一優先考慮的地位？			
Information	[Type= discrete] [Format=numeric] [Range= 1-4] [Missing=*]		
Statistics [NW/ W]	[Valid=417 /-] [Invalid=0 /-]		
Value	Label	Cases	Percentage
1	絕對不會考慮	42	10.1%
2	不太會考慮	236	56.6%
3	有時會考慮	129	30.9%
4	經常會考慮	10	2.4%
<i>Warning: these figures indicate the number of cases found in the data file. They cannot be interpreted as summary statistics of the population of interest.</i>			
# p6v32: E4. 請問您相不相信政府首長(例如: 像總統、院長、部長)在電視或報紙上所說的話？			
Information	[Type= discrete] [Format=numeric] [Range= 1-4] [Missing=*]		
Statistics [NW/ W]	[Valid=417 /-] [Invalid=0 /-]		
Value	Label	Cases	Percentage
1	非常不相信	112	26.9%
2	不太相信	245	58.8%
3	有點相信	60	14.4%
4	非常相信	0	
<i>Warning: these figures indicate the number of cases found in the data file. They cannot be interpreted as summary statistics of the population of interest.</i>			
# p6v33: F1a. 你同不同意用這個特質是適合用來描述你的程度。外向、熱情？			
Information	[Type= discrete] [Format=numeric] [Range= 1-7] [Missing=*]		
Statistics [NW/ W]	[Valid=417 /-] [Invalid=0 /-]		
Value	Label	Cases	Percentage
1	1(非常不同意)	10	2.4%
2	2	22	5.3%
3	3	69	16.5%
4	4	102	24.5%
5	5	121	29.0%
6	6	64	15.3%
7	7(非常同意)	29	7.0%
<i>Warning: these figures indicate the number of cases found in the data file. They cannot be interpreted as summary statistics of the population of interest.</i>			
# p6v34: F1b. 你同不同意用這個特質是適合用來描述你的程度。不主動表達意見、安靜？			
Information	[Type= discrete] [Format=numeric] [Range= 1-7] [Missing=*]		
Statistics [NW/ W]	[Valid=417 /-] [Invalid=0 /-]		

File : data3

p6v34: F1b. 你同不同意用這個特質是適合用來描述你的程度。不主動表達意見、安靜？

Value	Label	Cases	Percentage
1	1(非常不同意)	25	<div><div></div></div> 6.0%
2	2	77	<div><div></div></div> 18.5%
3	3	96	<div><div></div></div> 23.0%
4	4	105	<div><div></div></div> 25.2%
5	5	66	<div><div></div></div> 15.8%
6	6	38	<div><div></div></div> 9.1%
7	7(非常同意)	10	<div><div></div></div> 2.4%

Warning: these figures indicate the number of cases found in the data file. They cannot be interpreted as summary statistics of the population of interest.

p6v35: F1c. 你同不同意用這個特質是適合用來描述你的程度。為他人著想、貼心

Information	[Type= discrete] [Format=numeric] [Range= 1-7] [Missing=*]
Statistics [NW/ W]	[Valid=417 /-] [Invalid=0 /-]

Value	Label	Cases	Percentage
1	1(非常不同意)	3	<div><div></div></div> 0.7%
2	2	8	<div><div></div></div> 1.9%
3	3	17	<div><div></div></div> 4.1%
4	4	68	<div><div></div></div> 16.3%
5	5	128	<div><div></div></div> 30.7%
6	6	142	<div><div></div></div> 34.1%
7	7(非常同意)	51	<div><div></div></div> 12.2%

Warning: these figures indicate the number of cases found in the data file. They cannot be interpreted as summary statistics of the population of interest.

p6v36: F1d. 你同不同意用這個特質是適合用來描述你的程度。批判、喜歡辯論

Information	[Type= discrete] [Format=numeric] [Range= 1-7] [Missing=*]
Statistics [NW/ W]	[Valid=417 /-] [Invalid=0 /-]

Value	Label	Cases	Percentage
1	1(非常不同意)	21	<div><div></div></div> 5.0%
2	2	65	<div><div></div></div> 15.6%
3	3	82	<div><div></div></div> 19.7%
4	4	99	<div><div></div></div> 23.7%
5	5	87	<div><div></div></div> 20.9%
6	6	49	<div><div></div></div> 11.8%
7	7(非常同意)	14	<div><div></div></div> 3.4%

Warning: these figures indicate the number of cases found in the data file. They cannot be interpreted as summary statistics of the population of interest.



p6v37: F1e. 你同不同意用這個特質是適合用來描述你的程度。可以依賴的、自製的

Information	[Type= discrete] [Format=numeric] [Range= 1-7] [Missing=*]
Statistics [NW/ W]	[Valid=417 /-] [Invalid=0 /-]

Value	Label	Cases	Percentage
1	1(非常不同意)	9	<div><div></div></div> 2.2%
2	2	10	<div><div></div></div> 2.4%
3	3	39	<div><div></div></div> 9.4%
4	4	127	<div><div></div></div> 30.5%
5	5	117	<div><div></div></div> 28.1%

File : data3








p6v37: F1e. 你同不同意用這個特質是適合用來描述你的程度。可以依賴的、自製的

Value	Label	Cases	Percentage
6	6	89	 21.3%
7	7(非常同意)	26	 6.2%

Warning: these figures indicate the number of cases found in the data file. They cannot be interpreted as summary statistics of the population of interest.

p6v38: F1f. 你同不同意用這個特質是適合用來描述你的程度。毫無組織、漫不經心








Information	[Type= discrete] [Format=numeric] [Range= 1-7] [Missing=*]
Statistics [NW/ W]	[Valid=417 /-] [Invalid=0 /-]

Value	Label	Cases	Percentage
1	1(非常不同意)	76	 18.2%
2	2	118	 28.3%
3	3	103	 24.7%
4	4	80	 19.2%
5	5	29	 7.0%
6	6	8	 1.9%
7	7(非常同意)	3	 0.7%

Warning: these figures indicate the number of cases found in the data file. They cannot be interpreted as summary statistics of the population of interest.

p6v39: F1g. 你同不同意用這個特質是適合用來描述你的程度。沈穩、情緒穩定








Information	[Type= discrete] [Format=numeric] [Range= 1-7] [Missing=*]
Statistics [NW/ W]	[Valid=417 /-] [Invalid=0 /-]

Value	Label	Cases	Percentage
1	1(非常不同意)	7	 1.7%
2	2	24	 5.8%
3	3	63	 15.1%
4	4	121	 29.0%
5	5	115	 27.6%
6	6	55	 13.2%
7	7(非常同意)	32	 7.7%

Warning: these figures indicate the number of cases found in the data file. They cannot be interpreted as summary statistics of the population of interest.

p6v40: F1h. 你同不同意用這個特質是適合用來描述你的程度。焦慮、容易沮喪

Information	[Type= discrete] [Format=numeric] [Range= 1-7] [Missing=*]
Statistics [NW/ W]	[Valid=417 /-] [Invalid=0 /-]

Value	Label	Cases	Percentage
1	1(非常不同意)	48	 11.5%
2	2	76	 18.2%
3	3	92	 22.1%
4	4	94	 22.5%
5	5	71	 17.0%
6	6	28	 6.7%
7	7(非常同意)	8	 1.9%

Warning: these figures indicate the number of cases found in the data file. They cannot be interpreted as summary statistics of the population of interest.

p6v41: F1j. 你同不同意用這個特質是適合用來描述你的程度。追求嘗試新事務或是經歷

Information	[Type= discrete] [Format=numeric] [Range= 1-7] [Missing=*]
-------------	--

File : data3

p6v41: F1j. 你同不同意用這個特質是適合用來描述你的程度。追求嘗試新事務或是經歷

Statistics [NW/ W] [Valid=417 /-] [Invalid=0 /-]

Value	Label	Cases	Percentage
1	1(非常不同意)	4	1.0%
2	2	16	3.8%
3	3	54	12.9%
4	4	97	23.3%
5	5	113	27.1%
6	6	70	16.8%
7	7(非常同意)	63	15.1%

Warning: these figures indicate the number of cases found in the data file. They cannot be interpreted as summary statistics of the population of interest.

p6v42: F1k. 你同不同意用這個特質是適合用來描述你的程度。保守、循規蹈矩

Information [Type= discrete] [Format=numeric] [Range= 1-7] [Missing=*]

Statistics [NW/ W] [Valid=417 /-] [Invalid=0 /-]

Value	Label	Cases	Percentage
1	1(非常不同意)	23	5.5%
2	2	57	13.7%
3	3	72	17.3%
4	4	130	31.2%
5	5	90	21.6%
6	6	33	7.9%
7	7(非常同意)	12	2.9%

Warning: these figures indicate the number of cases found in the data file. They cannot be interpreted as summary statistics of the population of interest.

p6v43: G1. 目前為止, 請問您在臺灣有沒有跟大陸民眾(包括大陸學生、觀光客或是一般民眾)接觸或交談的經驗?

Information [Type= discrete] [Format=numeric] [Range= 1-5] [Missing=*]

Statistics [NW/ W] [Valid=417 /-] [Invalid=0 /-]

Value	Label	Cases	Percentage
1	有面對面交談的經驗	245	58.8%
2	有接觸的經驗(有見過但未交談)	101	24.2%
3	聽親友說過他們的情況	16	3.8%
4	從媒體報導聽說過他們的情況	25	6.0%
5	從未接觸	30	7.2%

Warning: these figures indicate the number of cases found in the data file. They cannot be interpreted as summary statistics of the population of interest.

p6v44: G2. 請問您在念大三這段時間, 有沒有跟來臺大陸學生(不含港、澳)接觸的經驗?

Information [Type= discrete] [Format=numeric] [Range= 1-2] [Missing=*]

Statistics [NW/ W] [Valid=417 /-] [Invalid=0 /-]

Value	Label	Cases	Percentage
1	有	257	61.6%
2	沒有(跳問G3)	160	38.4%

Warning: these figures indicate the number of cases found in the data file. They cannot be interpreted as summary statistics of the population of interest.

p6v45: G2a. [修同一門課] 請問您在念大三這段時間, 跟來臺大陸學生(不含港、澳)有以下哪些接觸經驗?(可複選)

Information [Type= discrete] [Format=numeric] [Range= 0-1] [Missing=*]

Statistics [NW/ W] [Valid=417 /-] [Invalid=0 /-]

File : data3

p6v45: G2a. [修同一門課] 請問您在念大三這段時間,跟來臺大陸學生(不含港、澳)有以下哪些接觸經驗?(可複選)

Value	Label	Cases	Percentage
0	未選擇	205	<div></div> 49.2%
1	是	212	<div></div> 50.8%

Warning: these figures indicate the number of cases found in the data file. They cannot be interpreted as summary statistics of the population of interest.

p6v46: G2a. [一起做報告] 請問您在念大三這段時間,跟來臺大陸學生(不含港、澳)有以下哪些接觸經驗?(可複選)

Information	[Type= discrete] [Format=numeric] [Range= 0-1] [Missing=*]
Statistics [NW/ W]	[Valid=417 /-] [Invalid=0 /-]

Value	Label	Cases	Percentage
0	未選擇	343	<div></div> 82.3%
1	是	74	<div></div> 17.7%

Warning: these figures indicate the number of cases found in the data file. They cannot be interpreted as summary statistics of the population of interest.

p6v47: G2a. [參加同一個社團] 請問您在念大三這段時間,跟來臺大陸學生(不含港、澳)有以下哪些接觸經驗?(可複選)

Information	[Type= discrete] [Format=numeric] [Range= 0-1] [Missing=*]
Statistics [NW/ W]	[Valid=417 /-] [Invalid=0 /-]

Value	Label	Cases	Percentage
0	未選擇	387	<div></div> 92.8%
1	是	30	<div></div> 7.2%

Warning: these figures indicate the number of cases found in the data file. They cannot be interpreted as summary statistics of the population of interest.

p6v48: G2a. [一起辦活動] 請問您在念大三這段時間,跟來臺大陸學生(不含港、澳)有以下哪些接觸經驗?(可複選)

Information	[Type= discrete] [Format=numeric] [Range= 0-1] [Missing=*]
Statistics [NW/ W]	[Valid=417 /-] [Invalid=0 /-]

Value	Label	Cases	Percentage
0	未選擇	400	<div></div> 95.9%
1	是	17	<div></div> 4.1%

Warning: these figures indicate the number of cases found in the data file. They cannot be interpreted as summary statistics of the population of interest.

p6v49: G2a. [一起出去玩] 請問您在念大三這段時間,跟來臺大陸學生(不含港、澳)有以下哪些接觸經驗?(可複選)

Information	[Type= discrete] [Format=numeric] [Range= 0-1] [Missing=*]
Statistics [NW/ W]	[Valid=417 /-] [Invalid=0 /-]

Value	Label	Cases	Percentage
0	未選擇	355	<div></div> 85.1%
1	是	62	<div></div> 14.9%

Warning: these figures indicate the number of cases found in the data file. They cannot be interpreted as summary statistics of the population of interest.

p6v50: G2a. [共同討論時事] 請問您在念大三這段時間,跟來臺大陸學生(不含港、澳)有以下哪些接觸經驗?(可複選)

Information	[Type= discrete] [Format=numeric] [Range= 0-1] [Missing=*]
Statistics [NW/ W]	[Valid=417 /-] [Invalid=0 /-]

Value	Label	Cases	Percentage
0	未選擇	355	<div></div> 85.1%
1	是	62	<div></div> 14.9%

Warning: these figures indicate the number of cases found in the data file. They cannot be interpreted as summary statistics of the population of interest.

File : data3			
# p6v51: G2a. [請陸生到家裡作客] 請問您在念大三這段時間,跟來臺大陸學生(不含港、澳)有以下哪些接觸經驗?(可複選)			
Information		[Type= discrete] [Format=numeric] [Range= 0-1] [Missing=*]	
Statistics [NW/ W]		[Valid=417 /-] [Invalid=0 /-]	
Value	Label	Cases	Percentage
0	未選擇	412	98.8%
1	是	5	1.2%
<i>Warning: these figures indicate the number of cases found in the data file. They cannot be interpreted as summary statistics of the population of interest.</i>			
# p6v52: G2a. [與陸生成為情侶] 請問您在念大三這段時間,跟來臺大陸學生(不含港、澳)有以下哪些接觸經驗?(可複選)			
Information		[Type= discrete] [Format=numeric] [Range= 0-1] [Missing=*]	
Statistics [NW/ W]		[Valid=417 /-] [Invalid=0 /-]	
Value	Label	Cases	Percentage
0	未選擇	417	100.0%
1	是	0	
<i>Warning: these figures indicate the number of cases found in the data file. They cannot be interpreted as summary statistics of the population of interest.</i>			
# p6v53: G2a. [其他] 請問您在念大三這段時間,跟來臺大陸學生(不含港、澳)有以下哪些接觸經驗?(可複選)			
Information		[Type= discrete] [Format=numeric] [Range= 0-1] [Missing=*]	
Statistics [NW/ W]		[Valid=417 /-] [Invalid=0 /-]	
Value	Label	Cases	Percentage
0	未選擇	403	96.6%
1	是	14	3.4%
<i>Warning: these figures indicate the number of cases found in the data file. They cannot be interpreted as summary statistics of the population of interest.</i>			
# p6v54: G2a. [其他] 請問您在念大三這段時間,跟來臺大陸學生(不含港、澳)有以下哪些接觸經驗?請說明:			
Information		[Type= discrete] [Format=character] [Missing=*]	
Statistics [NW/ W]		[Valid=14 /-] [Invalid=0 /-]	
Value	Label	Cases	Percentage
一起吃飯		1	7.1%
他校旁聽,教室同學		1	7.1%
住宿		1	7.1%
到國外留學		1	7.1%
去廈門參訪		1	7.1%
單純認識有說過話		1	7.1%
在大陸實習		1	7.1%
小酌聊天		1	7.1%
帶新生		1	7.1%
朋友的女朋友一起來吃飯		1	7.1%
朋友的朋友是陸生,帶到我們寢室來,一起小聊一下		1	7.1%

File : data3			
# p6v54: G2a. [其他] 請問您在念大三這段時間,跟來臺大陸學生(不含港、澳)有以下哪些接觸經驗?請說明:			
Value	Label	Cases	Percentage
短暫交談(因為她是辦活動的人,而我向她請教問題。)		1	<div><div></div></div> 7.1%
聊天,請益		1	<div><div></div></div> 7.1%
陸生來中研院參訪因此與之有所交流		1	<div><div></div></div> 7.1%
Warning: these figures indicate the number of cases found in the data file. They cannot be interpreted as summary statistics of the population of interest.			
# p6v540: G2a. [其他] 請問您在念大三這段時間,跟來臺大陸學生(不含港、澳)有以下哪些接觸經驗?請說明:			
Information	[Type= discrete] [Format=character] [Missing=*]		
Statistics [NW/ W]	[Valid=0 /-] [Invalid=0 /-]		
# p6v55: G3. 有人說:「如果臺灣在經濟上太依賴大陸,將來大陸會利用經濟來要求臺灣做政治上的讓步。」請問您同不同意這種說法?			
Information	[Type= discrete] [Format=numeric] [Range= 1-4] [Missing=*]		
Statistics [NW/ W]	[Valid=417 /-] [Invalid=0 /-]		
Value	Label	Cases	Percentage
1	非常不同意	14	<div><div></div></div> 3.4%
2	不同意	61	<div><div></div></div> 14.6%
3	同意	247	<div><div></div></div> 59.2%
4	非常同意	95	<div><div></div></div> 22.8%
Warning: these figures indicate the number of cases found in the data file. They cannot be interpreted as summary statistics of the population of interest.			
# p6v56: G4. 有人說:「和中國大陸做生意對臺灣的經濟發展有幫助。」請問您同不同意這種說法?			
Information	[Type= discrete] [Format=numeric] [Range= 1-4] [Missing=*]		
Statistics [NW/ W]	[Valid=417 /-] [Invalid=0 /-]		
Value	Label	Cases	Percentage
1	非常不同意	17	<div><div></div></div> 4.1%
2	不同意	64	<div><div></div></div> 15.3%
3	同意	285	<div><div></div></div> 68.3%
4	非常同意	51	<div><div></div></div> 12.2%
Warning: these figures indicate the number of cases found in the data file. They cannot be interpreted as summary statistics of the population of interest.			
# p6v57: G5. 請問您覺得目前兩岸交流的速度是「太快」、「太慢」還是「剛剛好」?			
Information	[Type= discrete] [Format=numeric] [Range= 1-3] [Missing=*]		
Statistics [NW/ W]	[Valid=417 /-] [Invalid=0 /-]		
Value	Label	Cases	Percentage
1	太快	148	<div><div></div></div> 35.5%
2	剛剛好	221	<div><div></div></div> 53.0%
3	太慢	48	<div><div></div></div> 11.5%
Warning: these figures indicate the number of cases found in the data file. They cannot be interpreted as summary statistics of the population of interest.			
# p6v58: G6. 請問您認為臺灣整體的經濟狀況,有沒有因為馬英九總統的兩岸經貿政策而變好、變壞或是沒有改變?			
Information	[Type= discrete] [Format=numeric] [Range= 1-3] [Missing=*]		
Statistics [NW/ W]	[Valid=417 /-] [Invalid=0 /-]		

File : data3

p6v58: G6. 請問您認為臺灣整體的經濟狀況,有沒有因為馬英九總統的兩岸經貿政策而變好、變壞或是沒有改變?

Value	Label	Cases	Percentage
1	變好	70	<div><div></div></div> 16.8%
2	沒有改變	201	<div><div></div></div> 48.2%
3	變壞	146	<div><div></div></div> 35.0%

Warning: these figures indicate the number of cases found in the data file. They cannot be interpreted as summary statistics of the population of interest.

p6v59: G7. 請問您認為您家裡的經濟狀況,有沒有因為馬英九總統的兩岸經貿政策而變好、變壞或是沒有改變?

Information	[Type= discrete] [Format=numeric] [Range= 1-3] [Missing=*]
Statistics [NW/ W]	[Valid=417 /-] [Invalid=0 /-]

Value	Label	Cases	Percentage
1	變好	8	<div><div></div></div> 1.9%
2	沒有改變	306	<div><div></div></div> 73.4%
3	變壞	103	<div><div></div></div> 24.7%

Warning: these figures indicate the number of cases found in the data file. They cannot be interpreted as summary statistics of the population of interest.

p6v60: G8. 請問你贊不贊成政府與中國大陸簽署的兩岸服務貿易協定?

Information	[Type= discrete] [Format=numeric] [Range= 1-4] [Missing=*]
Statistics [NW/ W]	[Valid=417 /-] [Invalid=0 /-]

Value	Label	Cases	Percentage
1	非常不贊成	66	<div><div></div></div> 15.8%
2	不贊成	160	<div><div></div></div> 38.4%
3	贊成	181	<div><div></div></div> 43.4%
4	非常贊成	10	<div><div></div></div> 2.4%

Warning: these figures indicate the number of cases found in the data file. They cannot be interpreted as summary statistics of the population of interest.

# p6v61: G9. 請問你贊不贊成政府與中國大陸簽署的兩岸和平協定？			
Information	[Type= discrete] [Format=numeric] [Range= 1-4] [Missing=*]		
Statistics [NW/ W]	[Valid=417 /-] [Invalid=0 /-]		
Value	Label	Cases	Percentage
1	非常不贊成	27	6.5%
2	不贊成	78	18.7%
3	贊成	278	66.7%
4	非常贊成	34	8.2%
Warning: these figures indicate the number of cases found in the data file. They cannot be interpreted as summary statistics of the population of interest.			
# p6v62: G10. 請問您認為政府對兩岸經貿交流的政策, 應該比現在更加開放還是加強管制？			
Information	[Type= discrete] [Format=numeric] [Range= 1-2] [Missing=*]		
Statistics [NW/ W]	[Valid=417 /-] [Invalid=0 /-]		
Value	Label	Cases	Percentage
1	更加開放	155	37.2%
2	加強管制	262	62.8%
Warning: these figures indicate the number of cases found in the data file. They cannot be interpreted as summary statistics of the population of interest.			
# p6v63: H1. 我們常常說「我們的國家」, 請問您, 當您說「我們的國家」時, 您所指的是下列的哪一種？			
Information	[Type= discrete] [Format=numeric] [Range= 1-90] [Missing=*]		
Statistics [NW/ W]	[Valid=417 /-] [Invalid=0 /-]		
Value	Label	Cases	Percentage
1	大陸與臺灣	3	0.7%
2	臺灣	409	98.1%
3	大陸	2	0.5%
90	其他	3	0.7%
Warning: these figures indicate the number of cases found in the data file. They cannot be interpreted as summary statistics of the population of interest.			
# p6v64: H1. 我們常常說「我們的國家」, 請問您, 當您說「我們的國家」時, 您所指的是下列的哪一種?請說明：			
Information	[Type= discrete] [Format=character] [Missing=*]		
Statistics [NW/ W]	[Valid=3 /-] [Invalid=0 /-]		
Value	Label	Cases	Percentage
~		1	33.3%
我們不是一個國家, 全世界也不認同我們是一個國家, 所以我們只適合稱台		1	33.3%
沒說過這話		1	33.3%
Warning: these figures indicate the number of cases found in the data file. They cannot be interpreted as summary statistics of the population of interest.			
# p6v640: H1. 我們常常說「我們的國家」, 請問您, 當您說「我們的國家」時, 您所指的是下列的哪一種?請說明：			
Information	[Type= discrete] [Format=character] [Missing=*]		
Statistics [NW/ W]	[Valid=0 /-] [Invalid=0 /-]		
# p6v65: H2. 當您說「我國的文化」的時候, 您所指的是下列的哪一種？			
Information	[Type= discrete] [Format=numeric] [Range= 1-90] [Missing=*]		
Statistics [NW/ W]	[Valid=417 /-] [Invalid=0 /-]		

p6v65: H2. 當您說「我國的文化」的時候,您所指的是下列的哪一種?

Value	Label	Cases	Percentage
1	大陸的文化加上臺灣的文化	85	20.4%
2	臺灣的文化	322	77.2%
3	大陸的文化	1	0.2%
90	其他	9	2.2%

Warning: these figures indicate the number of cases found in the data file. They cannot be interpreted as summary statistics of the population of interest.

p6v66: H2. 當您說「我國的文化」的時候,您所指的是下列的哪一種?請說明:

Information	[Type= discrete] [Format=character] [Missing=*]
Statistics [NW/ W]	[Valid=9 /-] [Invalid=0 /-]

Value	Label	Cases	Percentage
~		1	11.1%
中共之前的中華文化&台灣本土文化		1	11.1%
中華文化		3	33.3%
多元文化包含新住民、中國		1	11.1%
我們不是一個國家, 全世界也不認同我們是一個國家, 所以我們只適合稱台		1	11.1%
我認為台灣從以前至今接受了很多文化也包括中國. 原住民. 日本等文化, 所		1	11.1%
非共產黨所統治下的大陸文化與現在的台灣文化		1	11.1%

Warning: these figures indicate the number of cases found in the data file. They cannot be interpreted as summary statistics of the population of interest.

p6v660: H2. 當您說「我國的文化」的時候,您所指的是下列的哪一種?請說明:

Information	[Type= discrete] [Format=character] [Missing=*]
Statistics [NW/ W]	[Valid=0 /-] [Invalid=0 /-]

p6v67: H3. 請問您認為自己是「臺灣人」、「中國人」,或者都是?

Information	[Type= discrete] [Format=numeric] [Range= 1-3] [Missing=*]
Statistics [NW/ W]	[Valid=417 /-] [Invalid=0 /-]

Value	Label	Cases	Percentage
1	臺灣人	352	84.4%
2	中國人	4	1.0%
3	都是	61	14.6%

Warning: these figures indicate the number of cases found in the data file. They cannot be interpreted as summary statistics of the population of interest.

p6v68: H4. 從文化的角度來看, 請問您認為自己是臺灣人、中國人還是都是?

Information	[Type= discrete] [Format=numeric] [Range= 1-3] [Missing=*]
Statistics [NW/ W]	[Valid=417 /-] [Invalid=0 /-]

# p6v68: H4. 從文化的角度來看,請問您認為自己是臺灣人、中國人還是都是?			
Value	Label	Cases	Percentage
1	臺灣人	257	<div><div></div></div> 61.6%
2	中國人	26	<div><div></div></div> 6.2%
3	都是	134	<div><div></div></div> 32.1%
Warning: these figures indicate the number of cases found in the data file. They cannot be interpreted as summary statistics of the population of interest.			
# p6v69: H5. 從政治的角度來看,請問您認為自己是臺灣人、中國人還是都是?			
Information	[Type= discrete] [Format=numeric] [Range= 1-3] [Missing=*]		
Statistics [NW/ W]	[Valid=417 /-] [Invalid=0 /-]		
Value	Label	Cases	Percentage
1	臺灣人	399	<div><div></div></div> 95.7%
2	中國人	5	<div><div></div></div> 1.2%
3	都是	13	<div><div></div></div> 3.1%
Warning: these figures indicate the number of cases found in the data file. They cannot be interpreted as summary statistics of the population of interest.			
# p6v70: J1. 關於臺灣和大陸的關係,有下面幾種不同的看法。請問您比較偏向哪一種?			
Information	[Type= discrete] [Format=numeric] [Range= 1-6] [Missing=*]		
Statistics [NW/ W]	[Valid=417 /-] [Invalid=0 /-]		
Value	Label	Cases	Percentage
1	儘快統一	4	<div><div></div></div> 1.0%
2	儘快宣佈獨立	31	<div><div></div></div> 7.4%
3	維持現狀,以後走向統一	23	<div><div></div></div> 5.5%
4	維持現狀,以後走向獨立	180	<div><div></div></div> 43.2%
5	維持現狀,看情形再決定獨立或統一	132	<div><div></div></div> 31.7%
6	永遠維持現狀	47	<div><div></div></div> 11.3%
Warning: these figures indicate the number of cases found in the data file. They cannot be interpreted as summary statistics of the population of interest.			
# p6v71: J2. 如果臺灣宣佈獨立會引起大陸攻打臺灣,請問您贊不贊成臺灣獨立?			
Information	[Type= discrete] [Format=numeric] [Range= 1-4] [Missing=*]		
Statistics [NW/ W]	[Valid=417 /-] [Invalid=0 /-]		
Value	Label	Cases	Percentage
1	非常不贊成	70	<div><div></div></div> 16.8%
2	不太贊成	195	<div><div></div></div> 46.8%
3	有點贊成	98	<div><div></div></div> 23.5%
4	非常贊成	54	<div><div></div></div> 12.9%
Warning: these figures indicate the number of cases found in the data file. They cannot be interpreted as summary statistics of the population of interest.			
# p6v72: K1a. [充滿希望的] 當我們講到臺灣時,你認為以下的形容詞適不適合描述你的心理上感受:			
Information	[Type= discrete] [Format=numeric] [Range= 1-5] [Missing=*]		
Statistics [NW/ W]	[Valid=417 /-] [Invalid=0 /-]		
Value	Label	Cases	Percentage
1	從未	11	<div><div></div></div> 2.6%
2	很少	118	<div><div></div></div> 28.3%
3	有時	180	<div><div></div></div> 43.2%
4	經常	91	<div><div></div></div> 21.8%
5	總是	17	<div><div></div></div> 4.1%
Warning: these figures indicate the number of cases found in the data file. They cannot be interpreted as summary statistics of the population of interest.			

# p6v73: K1b. [熱血澎湃的] 當我們講到臺灣時,你認為以下的形容詞適不適合描述你的心理上感受:			
Information	[Type= discrete] [Format=numeric] [Range= 1-5] [Missing=*]		
Statistics [NW/ W]	[Valid=417 /-] [Invalid=0 /-]		
Value	Label	Cases	Percentage
1	從未	11	<div><div></div></div> 2.6%
2	很少	86	<div><div></div></div> 20.6%
3	有時	148	<div><div></div></div> 35.5%
4	經常	131	<div><div></div></div> 31.4%
5	總是	41	<div><div></div></div> 9.8%
Warning: these figures indicate the number of cases found in the data file. They cannot be interpreted as summary statistics of the population of interest.			
# p6v74: K1c. [振奮人心的] 當我們講到臺灣時,你認為以下的形容詞適不適合描述你的心理上感受:			
Information	[Type= discrete] [Format=numeric] [Range= 1-5] [Missing=*]		
Statistics [NW/ W]	[Valid=417 /-] [Invalid=0 /-]		
Value	Label	Cases	Percentage
1	從未	13	<div><div></div></div> 3.1%
2	很少	96	<div><div></div></div> 23.0%
3	有時	168	<div><div></div></div> 40.3%
4	經常	108	<div><div></div></div> 25.9%
5	總是	32	<div><div></div></div> 7.7%
Warning: these figures indicate the number of cases found in the data file. They cannot be interpreted as summary statistics of the population of interest.			
# p6v75: K1d. [高興的] 當我們講到臺灣時,你認為以下的形容詞適不適合描述你的心理上感受:			
Information	[Type= discrete] [Format=numeric] [Range= 1-5] [Missing=*]		
Statistics [NW/ W]	[Valid=417 /-] [Invalid=0 /-]		
Value	Label	Cases	Percentage
1	從未	12	<div><div></div></div> 2.9%
2	很少	68	<div><div></div></div> 16.3%
3	有時	178	<div><div></div></div> 42.7%
4	經常	125	<div><div></div></div> 30.0%
5	總是	34	<div><div></div></div> 8.2%
Warning: these figures indicate the number of cases found in the data file. They cannot be interpreted as summary statistics of the population of interest.			
# p6v76: K1e. [沮喪的] 當我們講到臺灣時,你認為以下的形容詞適不適合描述你的心理上感受:			
Information	[Type= discrete] [Format=numeric] [Range= 1-5] [Missing=*]		
Statistics [NW/ W]	[Valid=417 /-] [Invalid=0 /-]		
Value	Label	Cases	Percentage
1	從未	23	<div><div></div></div> 5.5%
2	很少	122	<div><div></div></div> 29.3%
3	有時	189	<div><div></div></div> 45.3%
4	經常	73	<div><div></div></div> 17.5%
5	總是	10	<div><div></div></div> 2.4%
Warning: these figures indicate the number of cases found in the data file. They cannot be interpreted as summary statistics of the population of interest.			
# p6v77: K1f. [難過的] 當我們講到臺灣時,你認為以下的形容詞適不適合描述你的心理上感受:			
Information	[Type= discrete] [Format=numeric] [Range= 1-5] [Missing=*]		
Statistics [NW/ W]	[Valid=417 /-] [Invalid=0 /-]		

p6v77: K1f. [難過的] 當我們講到臺灣時,你認為以下的形容詞適不適合描述你的心理上感受:

Value	Label	Cases	Percentage
1	從未	21	<div><div></div></div> 5.0%
2	很少	110	<div><div></div></div> 26.4%
3	有時	192	<div><div></div></div> 46.0%
4	經常	82	<div><div></div></div> 19.7%
5	總是	12	<div><div></div></div> 2.9%

Warning: these figures indicate the number of cases found in the data file. They cannot be interpreted as summary statistics of the population of interest.

p6v78: K1g. [憤怒的] 當我們講到臺灣時,你認為以下的形容詞適不適合描述你的心理上感受:

Information	[Type= discrete] [Format=numeric] [Range= 1-5] [Missing=*]
Statistics [NW/ W]	[Valid=417 /-] [Invalid=0 /-]

Value	Label	Cases	Percentage
1	從未	35	<div><div></div></div> 8.4%
2	很少	126	<div><div></div></div> 30.2%
3	有時	153	<div><div></div></div> 36.7%
4	經常	79	<div><div></div></div> 18.9%
5	總是	24	<div><div></div></div> 5.8%

Warning: these figures indicate the number of cases found in the data file. They cannot be interpreted as summary statistics of the population of interest.

p6v79: K1h. [擔心的] 當我們講到臺灣時,你認為以下的形容詞適不適合描述你的心理上感受:

Information	[Type= discrete] [Format=numeric] [Range= 1-5] [Missing=*]
Statistics [NW/ W]	[Valid=417 /-] [Invalid=0 /-]

Value	Label	Cases	Percentage
1	從未	10	<div><div></div></div> 2.4%
2	很少	24	<div><div></div></div> 5.8%
3	有時	139	<div><div></div></div> 33.3%
4	經常	177	<div><div></div></div> 42.4%
5	總是	67	<div><div></div></div> 16.1%

Warning: these figures indicate the number of cases found in the data file. They cannot be interpreted as summary statistics of the population of interest.

p6v80: K2a. [充滿希望的] 當我們講到中國大陸時,你認為以下的形容詞適不適合描述你的心理上感受:

Information	[Type= discrete] [Format=numeric] [Range= 1-5] [Missing=*]
Statistics [NW/ W]	[Valid=417 /-] [Invalid=0 /-]

Value	Label	Cases	Percentage
1	從未	87	<div><div></div></div> 20.9%
2	很少	150	<div><div></div></div> 36.0%
3	有時	116	<div><div></div></div> 27.8%
4	經常	55	<div><div></div></div> 13.2%
5	總是	9	<div><div></div></div> 2.2%























Warning: these figures indicate the number of cases found in the data file. They cannot be interpreted as summary statistics of the population of interest.

p6v81: K2b. [熱血澎湃的] 當我們講到中國大陸時,你認為以下的形容詞適不適合描述你的心理上感受:










Information	[Type= discrete] [Format=numeric] [Range= 1-5] [Missing=*]
Statistics [NW/ W]	[Valid=417 /-] [Invalid=0 /-]

Value	Label	Cases	Percentage
1	從未	91	<div><div></div></div> 21.8%
2	很少	195	<div><div></div></div> 46.8%

# p6v81: K2b. [熱血澎湃的] 當我們講到中國大陸時,你認為以下的形容詞適不適合描述你的心理上感受:			
Value	Label	Cases	Percentage
3	有時	93	<div><div></div></div> 22.3%
4	經常	34	<div><div></div></div> 8.2%
5	總是	4	<div><div></div></div> 1.0%
Warning: these figures indicate the number of cases found in the data file. They cannot be interpreted as summary statistics of the population of interest.			
# p6v82: K2c. [振奮人心的] 當我們講到中國大陸時,你認為以下的形容詞適不適合描述你的心理上感受:			
Information	[Type= discrete] [Format=numeric] [Range= 1-5] [Missing=*]		
Statistics [NW/ W]	[Valid=417 /-] [Invalid=0 /-]		
Value	Label	Cases	Percentage
1	從未	101	<div><div></div></div> 24.2%
2	很少	188	<div><div></div></div> 45.1%
3	有時	93	<div><div></div></div> 22.3%
4	經常	32	<div><div></div></div> 7.7%
5	總是	3	<div><div></div></div> 0.7%
Warning: these figures indicate the number of cases found in the data file. They cannot be interpreted as summary statistics of the population of interest.			
# p6v83: K2d. [高興的] 當我們講到中國大陸時,你認為以下的形容詞適不適合描述你的心理上感受:			
Information	[Type= discrete] [Format=numeric] [Range= 1-5] [Missing=*]		
Statistics [NW/ W]	[Valid=417 /-] [Invalid=0 /-]		
Value	Label	Cases	Percentage
1	從未	90	<div><div></div></div> 21.6%
2	很少	208	<div><div></div></div> 49.9%
3	有時	96	<div><div></div></div> 23.0%
4	經常	22	<div><div></div></div> 5.3%
5	總是	1	<div><div></div></div> 0.2%
Warning: these figures indicate the number of cases found in the data file. They cannot be interpreted as summary statistics of the population of interest.			
# p6v84: K2e. [沮喪的] 當我們講到中國大陸時,你認為以下的形容詞適不適合描述你的心理上感受:			
Information	[Type= discrete] [Format=numeric] [Range= 1-5] [Missing=*]		
Statistics [NW/ W]	[Valid=417 /-] [Invalid=0 /-]		
Value	Label	Cases	Percentage
1	從未	63	<div><div></div></div> 15.1%
2	很少	146	<div><div></div></div> 35.0%
3	有時	140	<div><div></div></div> 33.6%
4	經常	55	<div><div></div></div> 13.2%
5	總是	13	<div><div></div></div> 3.1%
Warning: these figures indicate the number of cases found in the data file. They cannot be interpreted as summary statistics of the population of interest.			
# p6v85: K2f. [難過的] 當我們講到中國大陸時,你認為以下的形容詞適不適合描述你的心理上感受:			
Information	[Type= discrete] [Format=numeric] [Range= 1-5] [Missing=*]		
Statistics [NW/ W]	[Valid=417 /-] [Invalid=0 /-]		
Value	Label	Cases	Percentage
1	從未	63	<div><div></div></div> 15.1%
2	很少	146	<div><div></div></div> 35.0%
3	有時	133	<div><div></div></div> 31.9%
4	經常	58	<div><div></div></div> 13.9%

# p6v85: K2f. [難過的] 當我們講到中國大陸時,你認為以下的形容詞適不適合描述你的心理上感受:			
Value	Label	Cases	Percentage
5	總是	17	 4.1%
<i>Warning: these figures indicate the number of cases found in the data file. They cannot be interpreted as summary statistics of the population of interest.</i>			
# p6v86: K2g. [憤怒的] 當我們講到中國大陸時,你認為以下的形容詞適不適合描述你的心理上感受:			
Information	[Type= discrete] [Format=numeric] [Range= 1-5] [Missing=*]		
Statistics [NW/ W]	[Valid=417 /-] [Invalid=0 /-]		
Value	Label	Cases	Percentage
1	從未	18	 4.3%
2	很少	82	 19.7%
3	有時	147	 35.3%
4	經常	122	 29.3%
5	總是	48	 11.5%
<i>Warning: these figures indicate the number of cases found in the data file. They cannot be interpreted as summary statistics of the population of interest.</i>			
# p6v87: K2h. [擔心的] 當我們講到中國大陸時,你認為以下的形容詞適不適合描述你的心理上感受:			
Information	[Type= discrete] [Format=numeric] [Range= 1-5] [Missing=*]		
Statistics [NW/ W]	[Valid=417 /-] [Invalid=0 /-]		
Value	Label	Cases	Percentage
1	從未	41	 9.8%
2	很少	100	 24.0%
3	有時	145	 34.8%
4	經常	94	 22.5%
5	總是	37	 8.9%
<i>Warning: these figures indicate the number of cases found in the data file. They cannot be interpreted as summary statistics of the population of interest.</i>			
# p6v88: L1. 如果0代表非常不可信,10代表非常可信,從0到10請問您會給大陸政府多少?			
Information	[Type= discrete] [Format=numeric] [Range= 0-10] [Missing=*]		
Statistics [NW/ W]	[Valid=417 /-] [Invalid=0 /-]		
Value	Label	Cases	Percentage
0	0(非常不可信)	107	 25.7%
1	1	50	 12.0%
2	2	68	 16.3%
3	3	72	 17.3%
4	4	53	 12.7%
5	5	38	 9.1%
6	6	20	 4.8%
7	7	5	 1.2%
8	8	2	 0.5%
9	9	1	 0.2%
10	10(非常可信)	1	 0.2%
<i>Warning: these figures indicate the number of cases found in the data file. They cannot be interpreted as summary statistics of the population of interest.</i>			
# p6v89: L2. 如果0代表非常不可信,10代表非常可信,從0到10請問您會給大陸人民多少?			
Information	[Type= discrete] [Format=numeric] [Range= 0-10] [Missing=*]		
Statistics [NW/ W]	[Valid=417 /-] [Invalid=0 /-]		




p6v89: L2. 如果0代表非常不可信,10代表非常可信,從0到10請問您會給大陸人民多少?

Value	Label	Cases	Percentage
0	0(非常不可信)	29	 7.0%
1	1	21	 5.0%
2	2	36	 8.6%
3	3	62	 14.9%
4	4	78	 18.7%
5	5	104	 24.9%
6	6	50	 12.0%
7	7	31	 7.4%
8	8	6	 1.4%
9	9	0	
10	10(非常可信)	0	

Warning: these figures indicate the number of cases found in the data file. They cannot be interpreted as summary statistics of the population of interest.

p6v90: L3. 請問您認為大陸政府對我們政府的態度是友善還是不友善?




Information	[Type= discrete] [Format=numeric] [Range= 1-4] [Missing=*]
Statistics [NW/ W]	[Valid=417 /-] [Invalid=0 /-]

Value	Label	Cases	Percentage
1	非常不友善	99	 23.7%
2	不友善	248	 59.5%
3	友善	69	 16.5%
4	非常友善	1	 0.2%

Warning: these figures indicate the number of cases found in the data file. They cannot be interpreted as summary statistics of the population of interest.

p6v91: L4. 請問您認為大陸政府對臺灣人民的態度是友善還是不友善?








Information	[Type= discrete] [Format=numeric] [Range= 1-4] [Missing=*]
Statistics [NW/ W]	[Valid=417 /-] [Invalid=0 /-]

Value	Label	Cases	Percentage
1	非常不友善	81	 19.4%
2	不友善	212	 50.8%
3	友善	122	 29.3%
4	非常友善	2	 0.5%

Warning: these figures indicate the number of cases found in the data file. They cannot be interpreted as summary statistics of the population of interest.

p6v92: M1. 請問您認為自己是「支持國民黨的」、「支持民進黨的」、「支持親民黨的」還是「支持臺聯的」?

Information	[Type= discrete] [Format=numeric] [Range= 1-90] [Missing=*]
Statistics [NW/ W]	[Valid=417 /-] [Invalid=0 /-]

Value	Label	Cases	Percentage
1	國民黨	47	 11.3%
2	民進黨	45	 10.8%
3	親民黨	1	 0.2%
4	臺灣團結聯盟	2	 0.5%
5	都支持	24	 5.8%
6	都不支持(跳問M1b)	289	 69.3%
90	其他	9	 2.2%

Warning: these figures indicate the number of cases found in the data file. They cannot be interpreted as summary statistics of the population of interest.

p6v93: M1. 請問您認為自己是「支持國民黨的」、「支持民進黨的」、「支持親民黨的」還是「支持臺聯的」?其他(請寫明) __

Information	[Type= discrete] [Format=character] [Missing=*]
Statistics [NW/ W]	[Valid=9 /-] [Invalid=0 /-]

Value	Label	Cases	Percentage
~		1	11.1%
做事能力更重要 選人不選黨 台灣不需要會 賣國的頭頭		1	11.1%
忠實的在野 黨，永遠監督 執政黨。		1	11.1%
支持在野黨		1	11.1%
沒有偏黨，誰 做得好就偏誰		1	11.1%
沒有特別支持 的，就事論事		1	11.1%
沒有特定黨 派，要看對特 定事情時的理 念，選舉時更 要看候選人是 誰，才能		1	11.1%
真心為民就支 持		1	11.1%
綠黨		1	11.1%

Warning: these figures indicate the number of cases found in the data file. They cannot be interpreted as summary statistics of the population of interest.

p6v930: M1. 請問您認為自己是「支持國民黨的」、「支持民進黨的」、「支持親民黨的」還是「支持臺聯的」?其他(請寫明) __

Information	[Type= discrete] [Format=character] [Missing=*]
Statistics [NW/ W]	[Valid=0 /-] [Invalid=0 /-]

p6v94: M1a. 請問您是非常支持該黨，還是普普通通？

Information	[Type= discrete] [Format=numeric] [Range= 1-2] [Missing=*]
Statistics [NW/ W]	[Valid=95 /-] [Invalid=322 /-]

Value	Label	Cases	Percentage
1	非常支持	12	12.6%
2	普普通通(訪問結束)	83	87.4%
Sysmiss		322	

Warning: these figures indicate the number of cases found in the data file. They cannot be interpreted as summary statistics of the population of interest.

p6v95: M1b. 請問您比較偏向國民黨、偏向民進黨、偏向親民黨、偏向臺聯，或是都不偏？

Information	[Type= discrete] [Format=numeric] [Range= 3-90] [Missing=*]
Statistics [NW/ W]	[Valid=322 /-] [Invalid=95 /-]

Value	Label	Cases	Percentage
3	偏國民黨	49	15.2%
4	偏民進黨	49	15.2%
5	偏親民黨	1	0.3%
6	偏臺灣團結聯盟	2	0.6%
7	都不偏	217	67.4%

# p6v95: M1b. 請問您比較偏向國民黨、偏向民進黨、偏向親民黨、偏向臺聯,或是都不偏?			
Value	Label	Cases	Percentage
90	其他	4	<div><div></div></div> 1.2%
Sysmiss		95	
Warning: these figures indicate the number of cases found in the data file. They cannot be interpreted as summary statistics of the population of interest.			
# p6v96: M1b. 請問您比較偏向國民黨、偏向民進黨、偏向親民黨、偏向臺聯,或是都不偏?其他(請寫明) __			
Information	[Type= discrete] [Format=character] [Missing=*]		
Statistics [NW/ W]	[Valid=4 /-] [Invalid=0 /-]		
Value	Label	Cases	Percentage
~		1	<div><div></div></div> 25.0%
反國民黨		1	<div><div></div></div> 25.0%
哪一黨的政策 比較好就篇哪 一黨		1	<div><div></div></div> 25.0%
黨派都是為了 自己的利益 所以 沒有支持的		1	<div><div></div></div> 25.0%
Warning: these figures indicate the number of cases found in the data file. They cannot be interpreted as summary statistics of the population of interest.			
# p6v960: M1b. 請問您比較偏向國民黨、偏向民進黨、偏向親民黨、偏向臺聯,或是都不偏?其他(請寫明) __			
Information	[Type= discrete] [Format=character] [Missing=*]		
Statistics [NW/ W]	[Valid=0 /-] [Invalid=0 /-]		
# p6nv15: 當您觀看電視的新聞報導時,您的注意程度為何?			
Information	[Type= discrete] [Format=numeric] [Range= 1-9] [Missing=*]		
Statistics [NW/ W]	[Valid=417 /-] [Invalid=0 /-]		
Value	Label	Cases	Percentage
1	從不注意	3	<div><div></div></div> 0.7%
2	不太注意	85	<div><div></div></div> 20.4%
3	有點注意	277	<div><div></div></div> 66.4%
4	非常注意	43	<div><div></div></div> 10.3%
8	漏填	0	
9	跳題	9	<div><div></div></div> 2.2%
Warning: these figures indicate the number of cases found in the data file. They cannot be interpreted as summary statistics of the population of interest.			
# p6nv17: 當您閱讀報紙的政治新聞時,您的注意程度為何?			
Information	[Type= discrete] [Format=numeric] [Range= 1-9] [Missing=*]		
Statistics [NW/ W]	[Valid=417 /-] [Invalid=0 /-]		
Value	Label	Cases	Percentage
1	從不注意	10	<div><div></div></div> 2.4%
2	不太注意	183	<div><div></div></div> 43.9%
3	有點注意	160	<div><div></div></div> 38.4%
4	非常注意	21	<div><div></div></div> 5.0%
8	漏填	0	
9	跳題	43	<div><div></div></div> 10.3%
Warning: these figures indicate the number of cases found in the data file. They cannot be interpreted as summary statistics of the population of interest.			
# p6nv19: 當您閱讀網路上的政治新聞時,您的注意程度為何?			
Information	[Type= discrete] [Format=numeric] [Range= 1-9] [Missing=*]		

# p6nv19: 當您閱讀網路上的政治新聞時,您的注意程度為何?			
Statistics [NW/ W]		[Valid=417 /-] [Invalid=0 /-]	
Value	Label	Cases	Percentage
1	從不注意	4	1.0%
2	不太注意	170	40.8%
3	有點注意	174	41.7%
4	非常注意	36	8.6%
8	漏填	0	
9	跳題	33	7.9%
Warning: these figures indicate the number of cases found in the data file. They cannot be interpreted as summary statistics of the population of interest.			
# p6nv21: 當您觀看電視上政論性談話節目時,您的注意程度為何?			
Information		[Type= discrete] [Format=numeric] [Range= 1-9] [Missing=*]	
Statistics [NW/ W]		[Valid=417 /-] [Invalid=0 /-]	
Value	Label	Cases	Percentage
1	從不注意	6	1.4%
2	不太注意	145	34.8%
3	有點注意	105	25.2%
4	非常注意	15	3.6%
8	漏填	0	
9	跳題	146	35.0%
Warning: these figures indicate the number of cases found in the data file. They cannot be interpreted as summary statistics of the population of interest.			
# p6nv25: 您是否時常參與社團的決策?			
Information		[Type= discrete] [Format=numeric] [Range= 1-9] [Missing=*]	
Statistics [NW/ W]		[Valid=417 /-] [Invalid=0 /-]	
Value	Label	Cases	Percentage
1	從不	97	23.3%
2	很少	107	25.7%
3	有時	88	21.1%
4	時常	71	17.0%
9	跳題	54	12.9%
Warning: these figures indicate the number of cases found in the data file. They cannot be interpreted as summary statistics of the population of interest.			
# p6nv45: [修同一門課] 請問您在念大三這段時間,跟來臺大陸學生(不含港、澳)有以下哪些接觸經驗?(可複選)			
Information		[Type= discrete] [Format=numeric] [Range= 0-9] [Missing=*]	
Statistics [NW/ W]		[Valid=417 /-] [Invalid=0 /-]	
Value	Label	Cases	Percentage
0	否	45	10.8%
1	是	212	50.8%
9	跳題	160	38.4%
Warning: these figures indicate the number of cases found in the data file. They cannot be interpreted as summary statistics of the population of interest.			
# p6nv46: [一起做報告] 請問您在念大三這段時間,跟來臺大陸學生(不含港、澳)有以下哪些接觸經驗?(可複選)			
Information		[Type= discrete] [Format=numeric] [Range= 0-9] [Missing=*]	
Statistics [NW/ W]		[Valid=417 /-] [Invalid=0 /-]	
Value	Label	Cases	Percentage
0	否	183	43.9%

# p6nv46: [一起做報告] 請問您在念大三這段時間,跟來臺大陸學生(不含港、澳)有以下哪些接觸經驗?(可複選)			
Value	Label	Cases	Percentage
1	是	74	<div><div></div></div> 17.7%
9	跳題	160	<div><div></div></div> 38.4%
Warning: these figures indicate the number of cases found in the data file. They cannot be interpreted as summary statistics of the population of interest.			
# p6nv47: [參加同一個社團] 請問您在念大三這段時間,跟來臺大陸學生(不含港、澳)有以下哪些接觸經驗?(可複選)			
Information	[Type= discrete] [Format=numeric] [Range= 0-9] [Missing=*]		
Statistics [NW/ W]	[Valid=417 /-] [Invalid=0 /-]		
Value	Label	Cases	Percentage
0	否	227	<div><div></div></div> 54.4%
1	是	30	<div><div></div></div> 7.2%
9	跳題	160	<div><div></div></div> 38.4%
Warning: these figures indicate the number of cases found in the data file. They cannot be interpreted as summary statistics of the population of interest.			
# p6nv48: [一起辦活動] 請問您在念大三這段時間,跟來臺大陸學生(不含港、澳)有以下哪些接觸經驗?(可複選)			
Information	[Type= discrete] [Format=numeric] [Range= 0-9] [Missing=*]		
Statistics [NW/ W]	[Valid=417 /-] [Invalid=0 /-]		
Value	Label	Cases	Percentage
0	否	240	<div><div></div></div> 57.6%
1	是	17	<div><div></div></div> 4.1%
9	跳題	160	<div><div></div></div> 38.4%
Warning: these figures indicate the number of cases found in the data file. They cannot be interpreted as summary statistics of the population of interest.			
# p6nv49: [一起出去玩] 請問您在念大三這段時間,跟來臺大陸學生(不含港、澳)有以下哪些接觸經驗?(可複選)			
Information	[Type= discrete] [Format=numeric] [Range= 0-9] [Missing=*]		
Statistics [NW/ W]	[Valid=417 /-] [Invalid=0 /-]		
Value	Label	Cases	Percentage
0	否	195	<div><div></div></div> 46.8%
1	是	62	<div><div></div></div> 14.9%
9	跳題	160	<div><div></div></div> 38.4%
Warning: these figures indicate the number of cases found in the data file. They cannot be interpreted as summary statistics of the population of interest.			

# p6nv50: [共同討論時事] 請問您在念大三這段時間,跟來臺大陸學生(不含港、澳)有以下哪些接觸經驗?(可複選)			
Information		[Type= discrete] [Format=numeric] [Range= 0-9] [Missing=*]	
Statistics [NW/ W]		[Valid=417 /-] [Invalid=0 /-]	
Value	Label	Cases	Percentage
0	否	195	46.8%
1	是	62	14.9%
9	跳題	160	38.4%
Warning: these figures indicate the number of cases found in the data file. They cannot be interpreted as summary statistics of the population of interest.			
# p6nv51: [請陸生到家裡作客] 請問您在念大三這段時間,跟來臺大陸學生(不含港、澳)有以下哪些接觸經驗?(可複選)			
Information		[Type= discrete] [Format=numeric] [Range= 0-9] [Missing=*]	
Statistics [NW/ W]		[Valid=417 /-] [Invalid=0 /-]	
Value	Label	Cases	Percentage
0	否	252	60.4%
1	是	5	1.2%
9	跳題	160	38.4%
Warning: these figures indicate the number of cases found in the data file. They cannot be interpreted as summary statistics of the population of interest.			
# p6nv52: [與陸生成為情侶] 請問您在念大三這段時間,跟來臺大陸學生(不含港、澳)有以下哪些接觸經驗?(可複選)			
Information		[Type= discrete] [Format=numeric] [Range= 0-9] [Missing=*]	
Statistics [NW/ W]		[Valid=417 /-] [Invalid=0 /-]	
Value	Label	Cases	Percentage
0	否	257	61.6%
1	是	0	
9	跳題	160	38.4%
Warning: these figures indicate the number of cases found in the data file. They cannot be interpreted as summary statistics of the population of interest.			
# p6nv53: [其他] 請問您在念大三這段時間,跟來臺大陸學生(不含港、澳)有以下哪些接觸經驗?(可複選)			
Information		[Type= discrete] [Format=numeric] [Range= 0-9] [Missing=*]	
Statistics [NW/ W]		[Valid=417 /-] [Invalid=0 /-]	
Value	Label	Cases	Percentage
0	否	243	58.3%
1	是	14	3.4%
9	跳題	160	38.4%
Warning: these figures indicate the number of cases found in the data file. They cannot be interpreted as summary statistics of the population of interest.			
# p6nv54e: [聊天] 請問您在念大三這段時間,跟來臺大陸學生(不含港、澳)有以下哪些接觸經驗?(可複選)			
Information		[Type= discrete] [Format=numeric] [Range= 0-9] [Missing=*]	
Statistics [NW/ W]		[Valid=417 /-] [Invalid=0 /-]	
Value	Label	Cases	Percentage
0	否	254	60.9%
1	是	3	0.7%
9	跳題	160	38.4%
Warning: these figures indicate the number of cases found in the data file. They cannot be interpreted as summary statistics of the population of interest.			

# p6nv54f: [一起參加校內活動] 請問您在念大三這段時間,跟來臺大陸學生(不含港、澳)有以下哪些接觸經驗?(可複選)			
Information		[Type= discrete] [Format=numeric] [Range= 0-9] [Missing=*]	
Statistics [NW/ W]		[Valid=417 /-] [Invalid=0 /-]	
Value	Label	Cases	Percentage
0	否	256	<div><div></div></div> 61.4%
1	是	1	<div><div></div></div> 0.2%
9	跳題	160	<div><div></div></div> 38.4%
Warning: these figures indicate the number of cases found in the data file. They cannot be interpreted as summary statistics of the population of interest.			
# p6nv54g: [一起吃飯] 請問您在念大三這段時間,跟來臺大陸學生(不含港、澳)有以下哪些接觸經驗?(可複選)			
Information		[Type= discrete] [Format=numeric] [Range= 0-9] [Missing=*]	
Statistics [NW/ W]		[Valid=417 /-] [Invalid=0 /-]	
Value	Label	Cases	Percentage
0	否	255	<div><div></div></div> 61.2%
1	是	2	<div><div></div></div> 0.5%
9	跳題	160	<div><div></div></div> 38.4%
Warning: these figures indicate the number of cases found in the data file. They cannot be interpreted as summary statistics of the population of interest.			
# p6nv54j: [參訪] 請問您在念大三這段時間,跟來臺大陸學生(不含港、澳)有以下哪些接觸經驗?(可複選)			
Information		[Type= discrete] [Format=numeric] [Range= 0-9] [Missing=*]	
Statistics [NW/ W]		[Valid=417 /-] [Invalid=0 /-]	
Value	Label	Cases	Percentage
0	否	255	<div><div></div></div> 61.2%
1	是	2	<div><div></div></div> 0.5%
9	跳題	160	<div><div></div></div> 38.4%
Warning: these figures indicate the number of cases found in the data file. They cannot be interpreted as summary statistics of the population of interest.			
# p6nv54k: [去大陸實習] 請問您在念大三這段時間,跟來臺大陸學生(不含港、澳)有以下哪些接觸經驗?(可複選)			
Information		[Type= discrete] [Format=numeric] [Range= 0-9] [Missing=*]	
Statistics [NW/ W]		[Valid=417 /-] [Invalid=0 /-]	
Value	Label	Cases	Percentage
0	否	256	<div><div></div></div> 61.4%
1	是	1	<div><div></div></div> 0.2%
9	跳題	160	<div><div></div></div> 38.4%
Warning: these figures indicate the number of cases found in the data file. They cannot be interpreted as summary statistics of the population of interest.			
# p6nv54m: [說過話、短暫交談] 請問您在念大三這段時間,跟來臺大陸學生(不含港、澳)有以下哪些接觸經驗?(可複選)			
Information		[Type= discrete] [Format=numeric] [Range= 0-9] [Missing=*]	
Statistics [NW/ W]		[Valid=417 /-] [Invalid=0 /-]	
Value	Label	Cases	Percentage
0	否	256	<div><div></div></div> 61.4%
1	是	1	<div><div></div></div> 0.2%
9	跳題	160	<div><div></div></div> 38.4%
Warning: these figures indicate the number of cases found in the data file. They cannot be interpreted as summary statistics of the population of interest.			
# p6nv54z: [拒答] 請問您在念大三這段時間,跟來臺大陸學生(不含港、澳)有以下哪些接觸經驗?(可複選)			
Information		[Type= discrete] [Format=numeric] [Range= 0-9] [Missing=*]	

# p6nv54z: [拒答] 請問您在念大三這段時間,跟來臺大陸學生(不含港、澳)有以下哪些接觸經驗?(可複選)			
Statistics [NW/ W]		[Valid=417 /-] [Invalid=0 /-]	
Value	Label	Cases	Percentage
0	否	254	<div><div></div></div> 60.9%
1	是	3	<div><div></div></div> 0.7%
9	跳題	160	<div><div></div></div> 38.4%
Warning: these figures indicate the number of cases found in the data file. They cannot be interpreted as summary statistics of the population of interest.			
# p6v6364: 我們常常說「我們的國家」,請問您,當您說「我們的國家」時,您所指的是下列的哪一種?			
Information		[Type= discrete] [Format=numeric] [Range= 1-95] [Missing=*]	
Statistics [NW/ W]		[Valid=417 /-] [Invalid=0 /-]	
Value	Label	Cases	Percentage
1	大陸與臺灣	3	<div><div></div></div> 0.7%
2	臺灣	409	<div><div></div></div> 98.1%
3	大陸	2	<div><div></div></div> 0.5%
95	拒答	3	<div><div></div></div> 0.7%
Warning: these figures indicate the number of cases found in the data file. They cannot be interpreted as summary statistics of the population of interest.			
# p6v6566: 當您說「我國的文化」的時候,您所指的是下列的哪一種?			
Information		[Type= discrete] [Format=numeric] [Range= 1-95] [Missing=*]	
Statistics [NW/ W]		[Valid=417 /-] [Invalid=0 /-]	
Value	Label	Cases	Percentage
1	大陸的文化加上臺灣的文化	85	<div><div></div></div> 20.4%
2	臺灣的文化	322	<div><div></div></div> 77.2%
3	大陸的文化	1	<div><div></div></div> 0.2%
8	中華文化	3	<div><div></div></div> 0.7%
21	中共之前的中華文化+台灣本土文化	1	<div><div></div></div> 0.2%
22	非共產黨所統治下的大陸文化+現在的台灣文化	1	<div><div></div></div> 0.2%
23	多元文化包含新住民、中國	1	<div><div></div></div> 0.2%
24	中國+原住民+日本文化	1	<div><div></div></div> 0.2%
95	拒答	2	<div><div></div></div> 0.5%
Warning: these figures indicate the number of cases found in the data file. They cannot be interpreted as summary statistics of the population of interest.			
# p6nv93: [其它]請問您認為自己是「支持國民黨的」、「支持民進黨的」、「支持親民黨的」、「支持臺聯的」,還是支持其他政黨?			
Information		[Type= discrete] [Format=numeric] [Range= 18-99] [Missing=*]	
Statistics [NW/ W]		[Valid=417 /-] [Invalid=0 /-]	
Value	Label	Cases	Percentage
18	在野黨	2	<div><div></div></div> 0.5%
19	選人不選黨	3	<div><div></div></div> 0.7%
21	綠黨	1	<div><div></div></div> 0.2%
95	拒答	1	<div><div></div></div> 0.2%
96	看情形	2	<div><div></div></div> 0.5%
99	跳題	408	<div><div></div></div> 97.8%
Warning: these figures indicate the number of cases found in the data file. They cannot be interpreted as summary statistics of the population of interest.			
# p6v9293: 請問您認為自己是「支持國民黨的」、「支持民進黨的」、「支持親民黨的」、「支持臺聯的」,還是支持其他政黨?			
Information		[Type= discrete] [Format=numeric] [Range= 1-96] [Missing=*]	

p6v9293: 請問您認為自己是「支持國民黨的」、「支持民進黨的」、「支持親民黨的」、「支持臺聯的」,還是支持其他政黨?

Statistics [NW/ W]		[Valid=417 /-] [Invalid=0 /-]	
Value	Label	Cases	Percentage
1	國民黨	47	11.3%
2	民進黨	45	10.8%
3	親民黨	1	0.2%
4	臺灣團結聯盟	2	0.5%
5	都支持	24	5.8%
6	都不支持	289	69.3%
18	在野黨	2	0.5%
19	選人不選黨	3	0.7%
21	綠黨	1	0.2%
95	拒答	1	0.2%
96	看情形	2	0.5%

Warning: these figures indicate the number of cases found in the data file. They cannot be interpreted as summary statistics of the population of interest.

p6nv94: 請問您是非常支持該黨,還是普普通通?

Information		[Type= discrete] [Format=numeric] [Range= 1-9] [Missing=*]	
Statistics [NW/ W]		[Valid=417 /-] [Invalid=0 /-]	
Value	Label	Cases	Percentage
1	非常支持	12	2.9%
2	普普通通	83	19.9%
9	跳題	322	77.2%

Warning: these figures indicate the number of cases found in the data file. They cannot be interpreted as summary statistics of the population of interest.

p6nv96: [其它]請問您比較偏向國民黨、偏向民進黨、偏向親民黨、偏向臺聯,或是都不偏?

Information		[Type= discrete] [Format=numeric] [Range= 95-99] [Missing=*]	
Statistics [NW/ W]		[Valid=417 /-] [Invalid=0 /-]	
Value	Label	Cases	Percentage
95	拒答	1	0.2%
96	看情形	2	0.5%
97	無意見	1	0.2%
99	跳題	413	99.0%

Warning: these figures indicate the number of cases found in the data file. They cannot be interpreted as summary statistics of the population of interest.

p6v9596: 請問您比較偏向國民黨、偏向民進黨、偏向親民黨、偏向臺聯,或是都不偏?

Information		[Type= discrete] [Format=numeric] [Range= 3-99] [Missing=*]	
Statistics [NW/ W]		[Valid=417 /-] [Invalid=0 /-]	
Value	Label	Cases	Percentage
3	偏國民黨	49	11.8%
4	偏民進黨	49	11.8%
5	偏親民黨	1	0.2%
6	偏臺灣團結聯盟	2	0.5%
7	都不偏	217	52.0%
95	拒答	1	0.2%
96	看情形	2	0.5%
97	無意見	1	0.2%

# p6v9596: 請問您比較偏向國民黨、偏向民進黨、偏向親民黨、偏向臺聯,或是都不偏?			
Value	Label	Cases	Percentage
99	跳題	95	<div><div></div></div> 22.8%
Warning: these figures indicate the number of cases found in the data file. They cannot be interpreted as summary statistics of the population of interest.			
# p6t_cidentity: 臺灣人/中國人認同			
Information	[Type= discrete] [Format=numeric] [Range= 1-3] [Missing=*]		
Statistics [NW/ W]	[Valid=417 /-] [Invalid=0 /-]		
Value	Label	Cases	Percentage
1	臺灣人	352	<div><div></div></div> 84.4%
2	中國人	4	<div><div></div></div> 1.0%
3	都是	61	<div><div></div></div> 14.6%
Warning: these figures indicate the number of cases found in the data file. They cannot be interpreted as summary statistics of the population of interest.			
# p6tondu: 統獨立場			
Information	[Type= discrete] [Format=numeric] [Range= 1-6] [Missing=*]		
Statistics [NW/ W]	[Valid=417 /-] [Invalid=0 /-]		
Value	Label	Cases	Percentage
1	儘快統一	4	<div><div></div></div> 1.0%
2	維持現狀,以後走向統一	23	<div><div></div></div> 5.5%
3	維持現狀,看情形再決定獨立或統一	132	<div><div></div></div> 31.7%
4	永遠維持現狀	47	<div><div></div></div> 11.3%
5	維持現狀,以後走向獨立	180	<div><div></div></div> 43.2%
6	儘快宣佈獨立	31	<div><div></div></div> 7.4%
Warning: these figures indicate the number of cases found in the data file. They cannot be interpreted as summary statistics of the population of interest.			
# p6tondu3: 統獨三分類			
Information	[Type= discrete] [Format=numeric] [Range= 1-3] [Missing=*]		
Statistics [NW/ W]	[Valid=417 /-] [Invalid=0 /-]		
Value	Label	Cases	Percentage
1	偏向統一	27	<div><div></div></div> 6.5%
2	偏向維持現狀	179	<div><div></div></div> 42.9%
3	偏向獨立	211	<div><div></div></div> 50.6%
Warning: these figures indicate the number of cases found in the data file. They cannot be interpreted as summary statistics of the population of interest.			
# p6partyid: 政黨認同			
Information	[Type= discrete] [Format=numeric] [Range= 1-6] [Missing=*]		
Statistics [NW/ W]	[Valid=417 /-] [Invalid=0 /-]		
Value	Label	Cases	Percentage
1	國民黨	96	<div><div></div></div> 23.0%
2	民進黨	94	<div><div></div></div> 22.5%
3	親民黨	2	<div><div></div></div> 0.5%
4	臺灣團結聯盟	4	<div><div></div></div> 1.0%
5	中立及看情形	219	<div><div></div></div> 52.5%
6	無反應及其他政黨	2	<div><div></div></div> 0.5%
Warning: these figures indicate the number of cases found in the data file. They cannot be interpreted as summary statistics of the population of interest.			
# p6partyid3: 政黨認同三分類			
Information	[Type= discrete] [Format=numeric] [Range= 1-9] [Missing=*]		

# p6partyid3: 政黨認同三分類			
Statistics [NW/ W]		[Valid=417 /-] [Invalid=0 /-]	
Value	Label	Cases	Percentage
1	泛藍	98	<div><div></div></div> 23.5%
2	泛綠	98	<div><div></div></div> 23.5%
3	中立無傾向	219	<div><div></div></div> 52.5%
9	無反應及其他政黨	2	<div><div></div></div> 0.5%
Warning: these figures indicate the number of cases found in the data file. They cannot be interpreted as summary statistics of the population of interest.			
# p6party: 政黨支持			
Information		[Type= discrete] [Format=numeric] [Range= 1-13] [Missing=*]	
Statistics [NW/ W]		[Valid=417 /-] [Invalid=0 /-]	
Value	Label	Cases	Percentage
1	非常支持國民黨	5	<div><div></div></div> 1.2%
2	普通支持國民黨	42	<div><div></div></div> 10.1%
3	偏國民黨	49	<div><div></div></div> 11.8%
4	非常支持民進黨	6	<div><div></div></div> 1.4%
5	普通支持民進黨	39	<div><div></div></div> 9.4%
6	偏民進黨	49	<div><div></div></div> 11.8%
7	非常支持親民黨	0	<div><div></div></div>
8	普通支持親民黨	1	<div><div></div></div> 0.2%
9	偏親民黨	1	<div><div></div></div> 0.2%
10	非常支持臺聯	1	<div><div></div></div> 0.2%
11	普通支持臺聯	1	<div><div></div></div> 0.2%
12	偏臺聯	2	<div><div></div></div> 0.5%
13	中立無反應及其他政黨	221	<div><div></div></div> 53.0%
Warning: these figures indicate the number of cases found in the data file. They cannot be interpreted as summary statistics of the population of interest.			
# p6student_1: 大三在學狀況			
Information		[Type= discrete] [Format=numeric] [Range= 21-999] [Missing=*]	
Statistics [NW/ W]		[Valid=417 /-] [Invalid=0 /-]	
Value	Label	Cases	Percentage
21	大三上從中興土壤環境科學系降轉至物理系,目前是大二	1	<div><div></div></div> 0.2%
31	大二上從屏商院行銷系休學,大三上降轉至中興行銷,目前是大二	1	<div><div></div></div> 0.2%
41	大三上從輔大西語系休學一年,預計大四復學	0	<div><div></div></div>
42	大三上從政大應數系休學,預計大三下復學,但還有很多問題,可能	0	<div><div></div></div>
51	大一下從中興應數系退學,目前是成大水利及海洋工程系大一	1	<div><div></div></div> 0.2%
90	第五波訪問未填答	82	<div><div></div></div> 19.7%
999	第五波訪問跳題	332	<div><div></div></div> 79.6%
Warning: these figures indicate the number of cases found in the data file. They cannot be interpreted as summary statistics of the population of interest.			
# p6student: 大三時是否在學			
Information		[Type= discrete] [Format=numeric] [Range= 1-9] [Missing=*]	
Statistics [NW/ W]		[Valid=417 /-] [Invalid=0 /-]	
Value	Label	Cases	Percentage
1	在學	335	<div><div></div></div> 80.3%

# p6student: 大三時是否在學			
Value	Label	Cases	Percentage
2	不在學	0	
9	第五波訪問未填答	82	<div><div></div></div> 19.7%
Warning: these figures indicate the number of cases found in the data file. They cannot be interpreted as summary statistics of the population of interest.			
# p6school: [大三]受訪者學校			
Information	[Type= discrete] [Format=numeric] [Range= 1-39] [Missing=*]		
Statistics [NW/ W]	[Valid=417 /-] [Invalid=0 /-]		
Value	Label	Cases	Percentage
1	國立政治大學	24	<div><div></div></div> 5.8%
2	國立中央大學	14	<div><div></div></div> 3.4%
3	輔仁大學	19	<div><div></div></div> 4.6%
4	東吳大學	48	<div><div></div></div> 11.5%
5	銘傳大學	25	<div><div></div></div> 6.0%
6	元智大學	31	<div><div></div></div> 7.4%
7	明志科技大學	21	<div><div></div></div> 5.0%
8	黎明技術學院	7	<div><div></div></div> 1.7%
9	龍華科技大學	19	<div><div></div></div> 4.6%
10	元培科技大學	13	<div><div></div></div> 3.1%
11	國立臺北教育大學	5	<div><div></div></div> 1.2%
12	國立中興大學	25	<div><div></div></div> 6.0%
13	逢甲大學	24	<div><div></div></div> 5.8%
14	明道大學	10	<div><div></div></div> 2.4%
15	國立勤益科技大學	6	<div><div></div></div> 1.4%
16	國立虎尾科技大學	4	<div><div></div></div> 1.0%
17	中臺科技大學	12	<div><div></div></div> 2.9%
18	國立成功大學	18	<div><div></div></div> 4.3%
19	國立東華大學	15	<div><div></div></div> 3.6%
20	國立高雄海洋科技大學	6	<div><div></div></div> 1.4%
21	國立屏東商業技術學院	15	<div><div></div></div> 3.6%
22	大同技術學院	6	<div><div></div></div> 1.4%
23	台南應用科技大學	17	<div><div></div></div> 4.1%
24	高苑科技大學	11	<div><div></div></div> 2.6%
25	國立高雄師範大學	11	<div><div></div></div> 2.6%
26	國立台灣大學	1	<div><div></div></div> 0.2%
27	國立清華大學	1	<div><div></div></div> 0.2%
28	朝陽科技大學	2	<div><div></div></div> 0.5%
29	開南大學	0	
30	長庚大學	0	
31	嘉南藥理科技大學	0	
32	修平科技大學	1	<div><div></div></div> 0.2%
33	東海大學	0	
34	中原大學	1	<div><div></div></div> 0.2%
35	國立體育大學	1	<div><div></div></div> 0.2%
36	大葉大學	1	<div><div></div></div> 0.2%
37	台灣首府大學	1	<div><div></div></div> 0.2%

# p6school: [大三]受訪者學校			
Value	Label	Cases	Percentage
38	高雄醫學大學	1	<div><div></div></div> 0.2%
39	國立屏東科技大學	1	<div><div></div></div> 0.2%
Warning: these figures indicate the number of cases found in the data file. They cannot be interpreted as summary statistics of the population of interest.			
# p6strata5: 層別5			
Information	[Type= discrete] [Format=numeric] [Range= 1-5] [Missing=*]		
Statistics [NW/ W]	[Valid=417 /-] [Invalid=0 /-]		
Value	Label	Cases	Percentage
1	公立一般	99	<div><div></div></div> 23.7%
2	私立一般	161	<div><div></div></div> 38.6%
3	公立技職	32	<div><div></div></div> 7.7%
4	私立技職	109	<div><div></div></div> 26.1%
5	師範	16	<div><div></div></div> 3.8%
Warning: these figures indicate the number of cases found in the data file. They cannot be interpreted as summary statistics of the population of interest.			
# p6strata9: 層別9			
Information	[Type= discrete] [Format=numeric] [Range= 1-9] [Missing=*]		
Statistics [NW/ W]	[Valid=417 /-] [Invalid=0 /-]		
Value	Label	Cases	Percentage
1	教育	8	<div><div></div></div> 1.9%
2	人文藝術	59	<div><div></div></div> 14.1%
3	經社心理	45	<div><div></div></div> 10.8%
4	商學管理	135	<div><div></div></div> 32.4%
5	法律	8	<div><div></div></div> 1.9%
6	理科	46	<div><div></div></div> 11.0%
7	醫科	16	<div><div></div></div> 3.8%
8	工科	94	<div><div></div></div> 22.5%
9	農科	6	<div><div></div></div> 1.4%
Warning: these figures indicate the number of cases found in the data file. They cannot be interpreted as summary statistics of the population of interest.			
# p6wave: 第六波訪問			
Information	[Type= discrete] [Format=numeric] [Range= 1-1] [Missing=*]		
Statistics [NW/ W]	[Valid=417 /-] [Invalid=0 /-]		
Value	Label	Cases	Percentage
1	有填答	417	<div><div></div></div> 100.0%
Warning: these figures indicate the number of cases found in the data file. They cannot be interpreted as summary statistics of the population of interest.			
# p4student_1: 大三在學狀況			
Information	[Type= discrete] [Format=numeric] [Range= 21-999] [Missing=*]		
Statistics [NW/ W]	[Valid=335 /-] [Invalid=82 /-]		
Value	Label	Cases	Percentage
21	大三上從中興土壤環境科學系降轉至物理系,目前是大二	1	<div><div></div></div> 0.3%
31	大二上從屏商院行銷系休學,大三上降轉至中興行銷,目前是大二	1	<div><div></div></div> 0.3%
41	大三上從輔大西語系休學一年,預計大四復學	0	
42	大三上從政大應數系休學,預計大三下復學,但還有很多問題,可能	0	

# p4student_1: 大三在學狀況			
Value	Label	Cases	Percentage
51	大一下從中興應數系退學, 目前是成大水利及海洋工程系大一	1	0.3%
999	跳題	332	99.1%
Sysmiss		82	
Warning: these figures indicate the number of cases found in the data file. They cannot be interpreted as summary statistics of the population of interest.			
# p4student: 大三時是否在學			
Information	[Type= discrete] [Format=numeric] [Range= 1-2] [Missing=*]		
Statistics [NW/ W]	[Valid=335 -/] [Invalid=82 -/]		
Value	Label	Cases	Percentage
1	在學	335	100.0%
2	不在學	0	
Sysmiss		82	
Warning: these figures indicate the number of cases found in the data file. They cannot be interpreted as summary statistics of the population of interest.			
# p4school: [大三]受訪者學校			
Information	[Type= discrete] [Format=numeric] [Range= 1-39] [Missing=*]		
Statistics [NW/ W]	[Valid=335 -/] [Invalid=82 -/]		
Value	Label	Cases	Percentage
1	國立政治大學	19	5.7%
2	國立中央大學	12	3.6%
3	輔仁大學	13	3.9%
4	東吳大學	37	11.0%
5	銘傳大學	23	6.9%
6	元智大學	23	6.9%
7	明志科技大學	21	6.3%
8	黎明技術學院	6	1.8%
9	龍華科技大學	13	3.9%
10	元培科技大學	9	2.7%
11	國立臺北教育大學	4	1.2%
12	國立中興大學	22	6.6%
13	逢甲大學	20	6.0%
14	明道大學	7	2.1%
15	國立勤益科技大學	4	1.2%
16	國立虎尾科技大學	3	0.9%
17	中臺科技大學	5	1.5%
18	國立成功大學	16	4.8%
19	國立東華大學	12	3.6%
20	國立高雄海洋科技大學	6	1.8%
21	國立屏東商業技術學院	12	3.6%
22	大同技術學院	3	0.9%
23	台南應用科技大學	15	4.5%
24	高苑科技大學	11	3.3%
25	國立高雄師範大學	10	3.0%
26	國立台灣大學	1	0.3%
27	國立清華大學	1	0.3%
28	朝陽科技大學	0	

# p4school: [大三]受訪者學校			
Value	Label	Cases	Percentage
29	開南大學	0	
30	長庚大學	0	
31	嘉南藥理科技大學	0	
32	修平科技大學	1	<div><div></div></div> 0.3%
33	東海大學	0	
34	中原大學	1	<div><div></div></div> 0.3%
35	國立體育大學	1	<div><div></div></div> 0.3%
36	大葉大學	1	<div><div></div></div> 0.3%
37	台灣首府大學	1	<div><div></div></div> 0.3%
38	高雄醫學大學	1	<div><div></div></div> 0.3%
39	國立屏東科技大學	1	<div><div></div></div> 0.3%
Sysmiss		82	
Warning: these figures indicate the number of cases found in the data file. They cannot be interpreted as summary statistics of the population of interest.			
# p4strata5: 層別5			
Information	[Type= discrete] [Format=numeric] [Range= 1-5] [Missing=*]		
Statistics [NW/ W]	[Valid=335 /-] [Invalid=82 /-]		
Value	Label	Cases	Percentage
1	公立一般	84	<div><div></div></div> 25.1%
2	私立一般	127	<div><div></div></div> 37.9%
3	公立技職	26	<div><div></div></div> 7.8%
4	私立技職	84	<div><div></div></div> 25.1%
5	師範	14	<div><div></div></div> 4.2%
Sysmiss		82	
Warning: these figures indicate the number of cases found in the data file. They cannot be interpreted as summary statistics of the population of interest.			
# p4strata9: 層別9			
Information	[Type= discrete] [Format=numeric] [Range= 1-9] [Missing=*]		
Statistics [NW/ W]	[Valid=335 /-] [Invalid=82 /-]		
Value	Label	Cases	Percentage
1	教育	5	<div><div></div></div> 1.5%
2	人文藝術	52	<div><div></div></div> 15.5%
3	經社心理	37	<div><div></div></div> 11.0%
4	商學管理	106	<div><div></div></div> 31.6%
5	法律	5	<div><div></div></div> 1.5%
6	理科	38	<div><div></div></div> 11.3%
7	醫科	13	<div><div></div></div> 3.9%
8	工科	75	<div><div></div></div> 22.4%
9	農科	4	<div><div></div></div> 1.2%
Sysmiss		82	
Warning: these figures indicate the number of cases found in the data file. They cannot be interpreted as summary statistics of the population of interest.			
# p1school: [大二]受訪者學校			
Information	[Type= discrete] [Format=numeric] [Range= 1-33] [Missing=*]		
Statistics [NW/ W]	[Valid=246 /-] [Invalid=171 /-]		

# p1school: [大二]受訪者學校			
Value	Label	Cases	Percentage
1	國立政治大學	17	<div><div></div></div> 6.9%
2	國立中央大學	8	<div><div></div></div> 3.3%
3	輔仁大學	10	<div><div></div></div> 4.1%
4	東吳大學	29	<div><div></div></div> 11.8%
5	銘傳大學	14	<div><div></div></div> 5.7%
6	元智大學	19	<div><div></div></div> 7.7%
7	明志科技大學	15	<div><div></div></div> 6.1%
8	黎明技術學院	6	<div><div></div></div> 2.4%
9	龍華科技大學	12	<div><div></div></div> 4.9%
10	元培科技大學	5	<div><div></div></div> 2.0%
11	國立臺北教育大學	3	<div><div></div></div> 1.2%
12	國立中興大學	15	<div><div></div></div> 6.1%
13	逢甲大學	13	<div><div></div></div> 5.3%
14	明道大學	5	<div><div></div></div> 2.0%
15	國立勤益科技大學	3	<div><div></div></div> 1.2%
16	國立虎尾科技大學	3	<div><div></div></div> 1.2%
17	中臺科技大學	6	<div><div></div></div> 2.4%
18	國立成功大學	11	<div><div></div></div> 4.5%
19	國立東華大學	10	<div><div></div></div> 4.1%
20	國立高雄海洋科技大學	4	<div><div></div></div> 1.6%
21	國立屏東商業技術學院	6	<div><div></div></div> 2.4%
22	大同技術學院	3	<div><div></div></div> 1.2%
23	台南應用科技大學	11	<div><div></div></div> 4.5%
24	高苑科技大學	9	<div><div></div></div> 3.7%
25	國立高雄師範大學	4	<div><div></div></div> 1.6%
26	國立台灣大學	1	<div><div></div></div> 0.4%
27	國立清華大學	1	<div><div></div></div> 0.4%
28	朝陽科技大學	2	<div><div></div></div> 0.8%
29	開南大學	0	
30	長庚大學	0	
31	嘉南藥理科技大學	0	
32	修平科技大學	1	<div><div></div></div> 0.4%
33	東海大學	0	
Sysmiss		171	
Warning: these figures indicate the number of cases found in the data file. They cannot be interpreted as summary statistics of the population of interest.			
# p1strata5: 層別5			
Information		[Type= discrete] [Format=numeric] [Range= 1-9] [Missing=*]	
Statistics [NW/ W]		[Valid=246 /-] [Invalid=171 /-]	
Value	Label	Cases	Percentage
1	公立一般	63	<div><div></div></div> 25.6%
2	私立一般	90	<div><div></div></div> 36.6%
3	公立技職	16	<div><div></div></div> 6.5%
4	私立技職	70	<div><div></div></div> 28.5%
5	師範	7	<div><div></div></div> 2.8%

# p1strata5: 層別5			
Value	Label	Cases	Percentage
9	跳題	0	
Sysmiss		171	
Warning: these figures indicate the number of cases found in the data file. They cannot be interpreted as summary statistics of the population of interest.			
# p1strata9: 層別9			
Information	[Type= discrete] [Format=numeric] [Range= 1-99] [Missing=*]		
Statistics [NW/ W]	[Valid=246 /-] [Invalid=171 /-]		
Value	Label	Cases	Percentage
1	教育	5	<div><div></div></div> 2.0%
2	人文藝術	38	<div><div></div></div> 15.4%
3	經社心理	29	<div><div></div></div> 11.8%
4	商學管理	70	<div><div></div></div> 28.5%
5	法律	4	<div><div></div></div> 1.6%
6	理科	29	<div><div></div></div> 11.8%
7	醫科	9	<div><div></div></div> 3.7%
8	工科	58	<div><div></div></div> 23.6%
9	農科	4	<div><div></div></div> 1.6%
99	跳題	0	
Sysmiss		171	
Warning: these figures indicate the number of cases found in the data file. They cannot be interpreted as summary statistics of the population of interest.			
# school: 受訪者學校?			
Information	[Type= discrete] [Format=numeric] [Range= 1-25] [Missing=*]		
Statistics [NW/ W]	[Valid=417 /-] [Invalid=0 /-]		
Value	Label	Cases	Percentage
1	國立政治大學	23	<div><div></div></div> 5.5%
2	國立中央大學	14	<div><div></div></div> 3.4%
3	輔仁大學	19	<div><div></div></div> 4.6%
4	東吳大學	50	<div><div></div></div> 12.0%
5	銘傳大學	27	<div><div></div></div> 6.5%
6	元智大學	32	<div><div></div></div> 7.7%
7	明志科技大學	21	<div><div></div></div> 5.0%
8	黎明技術學院	7	<div><div></div></div> 1.7%
9	龍華科技大學	19	<div><div></div></div> 4.6%
10	元培科技大學	13	<div><div></div></div> 3.1%
11	國立臺北教育大學	5	<div><div></div></div> 1.2%
12	國立中興大學	25	<div><div></div></div> 6.0%
13	逢甲大學	24	<div><div></div></div> 5.8%
14	明道大學	12	<div><div></div></div> 2.9%
15	國立勤益科技大學	6	<div><div></div></div> 1.4%
16	國立虎尾科技大學	4	<div><div></div></div> 1.0%
17	中臺科技大學	12	<div><div></div></div> 2.9%
18	國立成功大學	17	<div><div></div></div> 4.1%
19	國立東華大學	15	<div><div></div></div> 3.6%
20	國立高雄海洋科技大學	6	<div><div></div></div> 1.4%
21	國立屏東商業技術學院	17	<div><div></div></div> 4.1%

# school: 受訪者學校?			
Value	Label	Cases	Percentage
22	大同技術學院	6	<div><div></div></div> 1.4%
23	台南應用科技大學	17	<div><div></div></div> 4.1%
24	高苑科技大學	14	<div><div></div></div> 3.4%
25	國立高雄師範大學	12	<div><div></div></div> 2.9%
Warning: these figures indicate the number of cases found in the data file. They cannot be interpreted as summary statistics of the population of interest.			
# strata5: 層別5			
Information	[Type= discrete] [Format=numeric] [Range= 1-5] [Missing=*]		
Statistics [NW/ W]	[Valid=417 /-] [Invalid=0 /-]		
Value	Label	Cases	Percentage
1	公立一般	94	<div><div></div></div> 22.5%
2	私立一般	164	<div><div></div></div> 39.3%
3	公立技職	33	<div><div></div></div> 7.9%
4	私立技職	109	<div><div></div></div> 26.1%
5	師範	17	<div><div></div></div> 4.1%
Warning: these figures indicate the number of cases found in the data file. They cannot be interpreted as summary statistics of the population of interest.			
# strata9: 層別9			
Information	[Type= discrete] [Format=numeric] [Range= 1-9] [Missing=*]		
Statistics [NW/ W]	[Valid=417 /-] [Invalid=0 /-]		
Value	Label	Cases	Percentage
1	教育	9	<div><div></div></div> 2.2%
2	人文藝術	63	<div><div></div></div> 15.1%
3	經社心理	46	<div><div></div></div> 11.0%
4	商學管理	128	<div><div></div></div> 30.7%
5	法律	8	<div><div></div></div> 1.9%
6	理科	48	<div><div></div></div> 11.5%
7	醫科	15	<div><div></div></div> 3.6%
8	工科	93	<div><div></div></div> 22.3%
9	農科	7	<div><div></div></div> 1.7%
Warning: these figures indicate the number of cases found in the data file. They cannot be interpreted as summary statistics of the population of interest.			
# sex: 性別			
Information	[Type= discrete] [Format=numeric] [Range= 1-2] [Missing=*]		
Statistics [NW/ W]	[Valid=417 /-] [Invalid=0 /-]		
Value	Label	Cases	Percentage
1	男性	175	<div><div></div></div> 42.0%
2	女性	242	<div><div></div></div> 58.0%
Warning: these figures indicate the number of cases found in the data file. They cannot be interpreted as summary statistics of the population of interest.			
# birth: 出生年			
Information	[Type= discrete] [Format=numeric] [Range= 76-90] [Missing=*]		
Statistics [NW/ W]	[Valid=417 /-] [Invalid=0 /-]		
Value	Label	Cases	Percentage
76		1	<div><div></div></div> 0.2%
79		4	<div><div></div></div> 1.0%

# birth: 出生年			
Value	Label	Cases	Percentage
80		6	<div><div></div></div> 1.4%
81		149	<div><div></div></div> 35.7%
82		255	<div><div></div></div> 61.2%
83		2	<div><div></div></div> 0.5%
90	無反應	0	
Warning: these figures indicate the number of cases found in the data file. They cannot be interpreted as summary statistics of the population of interest.			
# fedu: 父親教育程度			
Information	[Type= discrete] [Format=numeric] [Range= 1-9] [Missing=*]		
Statistics [NW/ W]	[Valid=417 /-] [Invalid=0 /-]		
Value	Label	Cases	Percentage
1	小學及以下	21	<div><div></div></div> 5.0%
2	國、初中	56	<div><div></div></div> 13.4%
3	高中、職	145	<div><div></div></div> 34.8%
4	專科	80	<div><div></div></div> 19.2%
5	大學及以上	108	<div><div></div></div> 25.9%
9	無反應	7	<div><div></div></div> 1.7%
Warning: these figures indicate the number of cases found in the data file. They cannot be interpreted as summary statistics of the population of interest.			
# medu: 母親教育程度			
Information	[Type= discrete] [Format=numeric] [Range= 1-9] [Missing=*]		
Statistics [NW/ W]	[Valid=417 /-] [Invalid=0 /-]		
Value	Label	Cases	Percentage
1	小學及以下	30	<div><div></div></div> 7.2%
2	國、初中	58	<div><div></div></div> 13.9%
3	高中、職	186	<div><div></div></div> 44.6%
4	專科	71	<div><div></div></div> 17.0%
5	大學及以上	66	<div><div></div></div> 15.8%
9	無反應	6	<div><div></div></div> 1.4%
Warning: these figures indicate the number of cases found in the data file. They cannot be interpreted as summary statistics of the population of interest.			
# sengi: 父親省籍			
Information	[Type= discrete] [Format=numeric] [Range= 1-9] [Missing=*]		
Statistics [NW/ W]	[Valid=417 /-] [Invalid=0 /-]		
Value	Label	Cases	Percentage
1	本省客家人	48	<div><div></div></div> 11.5%
2	本省閩南人	318	<div><div></div></div> 76.3%
3	大陸各省市人	37	<div><div></div></div> 8.9%
4	原住民	2	<div><div></div></div> 0.5%
9	無反應及其他	12	<div><div></div></div> 2.9%
Warning: these figures indicate the number of cases found in the data file. They cannot be interpreted as summary statistics of the population of interest.			
# msengi: 母親省籍			
Information	[Type= discrete] [Format=numeric] [Range= 1-9] [Missing=*]		
Statistics [NW/ W]	[Valid=417 /-] [Invalid=0 /-]		

# msengi: 母親省籍			
Value	Label	Cases	Percentage
1	本省客家人	53	<div><div></div></div> 12.7%
2	本省閩南人	321	<div><div></div></div> 77.0%
3	大陸各省市人	29	<div><div></div></div> 7.0%
4	原住民	3	<div><div></div></div> 0.7%
9	無反應及其他	11	<div><div></div></div> 2.6%
Warning: these figures indicate the number of cases found in the data file. They cannot be interpreted as summary statistics of the population of interest.			
# fcareer5: 父親職業五分類			
Information		[Type= discrete] [Format=numeric] [Range= 1-5] [Missing=*]	
Statistics [NW/ W]		[Valid=417 /-] [Invalid=0 /-]	
Value	Label	Cases	Percentage
1	高、中級白領	171	<div><div></div></div> 41.0%
2	中低、低級白領	95	<div><div></div></div> 22.8%
3	農林漁牧	15	<div><div></div></div> 3.6%
4	藍領	89	<div><div></div></div> 21.3%
5	其他	47	<div><div></div></div> 11.3%
Warning: these figures indicate the number of cases found in the data file. They cannot be interpreted as summary statistics of the population of interest.			
# fcareer8: 父親職業八分類			
Information		[Type= discrete] [Format=numeric] [Range= 1-8] [Missing=*]	
Statistics [NW/ W]		[Valid=417 /-] [Invalid=0 /-]	
Value	Label	Cases	Percentage
1	軍公教人員	73	<div><div></div></div> 17.5%
2	私部門管理階層及專業人員	120	<div><div></div></div> 28.8%
3	私部門職員	76	<div><div></div></div> 18.2%
4	私部門勞工	86	<div><div></div></div> 20.6%
5	農林漁牧	15	<div><div></div></div> 3.6%
6	學生	0	
7	家管	5	<div><div></div></div> 1.2%
8	其他	42	<div><div></div></div> 10.1%
Warning: these figures indicate the number of cases found in the data file. They cannot be interpreted as summary statistics of the population of interest.			
# mcareer5: 母親職業五分類			
Information		[Type= discrete] [Format=numeric] [Range= 1-5] [Missing=*]	
Statistics [NW/ W]		[Valid=417 /-] [Invalid=0 /-]	
Value	Label	Cases	Percentage
1	高、中級白領	79	<div><div></div></div> 18.9%
2	中低、低級白領	108	<div><div></div></div> 25.9%
3	農林漁牧	5	<div><div></div></div> 1.2%
4	藍領	61	<div><div></div></div> 14.6%
5	其他	164	<div><div></div></div> 39.3%
Warning: these figures indicate the number of cases found in the data file. They cannot be interpreted as summary statistics of the population of interest.			

# mcareer8: 母親職業八分類			
Information	[Type= discrete] [Format=numeric] [Range= 1-8] [Missing=*]		
Statistics [NW/ W]	[Valid=417 /-] [Invalid=0 /-]		
Value	Label	Cases	Percentage
1	軍公教人員	54	<div><div></div></div> 12.9%
2	私部門管理階層及專業人員	49	<div><div></div></div> 11.8%
3	私部門職員	92	<div><div></div></div> 22.1%
4	私部門勞工	53	<div><div></div></div> 12.7%
5	農林漁牧	5	<div><div></div></div> 1.2%
6	學生	0	
7	家管	139	<div><div></div></div> 33.3%
8	其他	25	<div><div></div></div> 6.0%
Warning: these figures indicate the number of cases found in the data file. They cannot be interpreted as summary statistics of the population of interest.			
# fpartyid: 父親政黨認同			
Information	[Type= discrete] [Format=numeric] [Range= 1-6] [Missing=*]		
Statistics [NW/ W]	[Valid=417 /-] [Invalid=0 /-]		
Value	Label	Cases	Percentage
1	國民黨	188	<div><div></div></div> 45.1%
2	民進黨	122	<div><div></div></div> 29.3%
3	親民黨	4	<div><div></div></div> 1.0%
4	台灣團結聯盟	0	
5	中立及看情形	33	<div><div></div></div> 7.9%
6	無反應及其他政黨	70	<div><div></div></div> 16.8%
Warning: these figures indicate the number of cases found in the data file. They cannot be interpreted as summary statistics of the population of interest.			
# mpartyid: 母親政黨認同			
Information	[Type= discrete] [Format=numeric] [Range= 1-6] [Missing=*]		
Statistics [NW/ W]	[Valid=417 /-] [Invalid=0 /-]		
Value	Label	Cases	Percentage
1	國民黨	189	<div><div></div></div> 45.3%
2	民進黨	104	<div><div></div></div> 24.9%
3	親民黨	1	<div><div></div></div> 0.2%
4	台灣團結聯盟	0	
5	中立及看情形	46	<div><div></div></div> 11.0%
6	無反應及其他政黨	77	<div><div></div></div> 18.5%
Warning: these figures indicate the number of cases found in the data file. They cannot be interpreted as summary statistics of the population of interest.			
# fparty: 父親政黨支持			
Information	[Type= discrete] [Format=numeric] [Range= 1-13] [Missing=*]		
Statistics [NW/ W]	[Valid=417 /-] [Invalid=0 /-]		
Value	Label	Cases	Percentage
1	非常支持國民黨	43	<div><div></div></div> 10.3%
2	普通支持國民黨	127	<div><div></div></div> 30.5%
3	偏國民黨	18	<div><div></div></div> 4.3%
4	非常支持民進黨	65	<div><div></div></div> 15.6%
5	普通支持民進黨	50	<div><div></div></div> 12.0%

# fparty: 父親政黨支持			
Value	Label	Cases	Percentage
6	偏民進黨	7	<div><div></div></div> 1.7%
7	非常支持親民黨	1	<div><div></div></div> 0.2%
8	普通支持親民黨	2	<div><div></div></div> 0.5%
9	偏親民黨	1	<div><div></div></div> 0.2%
10	非常支持臺聯	0	
11	普通支持臺聯	0	
12	偏臺聯	0	
13	中立無反應	103	<div><div></div></div> 24.7%
Warning: these figures indicate the number of cases found in the data file. They cannot be interpreted as summary statistics of the population of interest.			
# mparty: 母親政黨支持			
Information	[Type= discrete] [Format=numeric] [Range= 1-13] [Missing=*]		
Statistics [NW/ W]	[Valid=417 /-] [Invalid=0 /-]		
Value	Label	Cases	Percentage
1	非常支持國民黨	51	<div><div></div></div> 12.2%
2	普通支持國民黨	121	<div><div></div></div> 29.0%
3	偏國民黨	17	<div><div></div></div> 4.1%
4	非常支持民進黨	39	<div><div></div></div> 9.4%
5	普通支持民進黨	53	<div><div></div></div> 12.7%
6	偏民進黨	12	<div><div></div></div> 2.9%
7	非常支持親民黨	0	
8	普通支持親民黨	0	
9	偏親民黨	1	<div><div></div></div> 0.2%
10	非常支持臺聯	0	
11	普通支持臺聯	0	
12	偏臺聯	0	
13	中立無反應	123	<div><div></div></div> 29.5%
Warning: these figures indicate the number of cases found in the data file. They cannot be interpreted as summary statistics of the population of interest.			